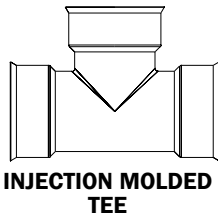


# INJECTION MOLDED FITTINGS

## SOIL-TIGHT FITTINGS (Cleated Bells)

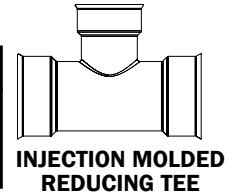
### TEE, BELL/BELL

SIZE	PRODUCT CODE
4" (100mm)	0460ST
6" (150mm)	0661ST
8" (200mm)	0862ST
10" (250mm)	1063ST
12" (300mm)	1264ST



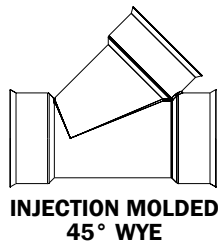
### REDUCING TEE

SIZE	PRODUCT CODE
6" x 4" (150 x 100 mm)	0660ST
10" x 8" (250 x 200 mm)	1062ST
12" x 8" (300 x 200 mm)	1262ST



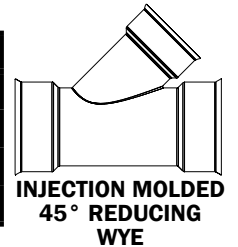
### 45° WYE, BELL/BELL

SIZE	PRODUCT CODE
4" (100mm)	0480ST
6" (150mm)	0681ST
8" (200mm)	0882ST
10" (250mm)	1083ST
12" (300mm)	1284ST



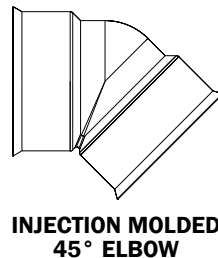
### 45° REDUCING WYE

SIZE	PRODUCT CODE
6" x 4" (150 x 100mm)	0680ST
8" x 4" (200 x 100mm)	0880ST
8" x 6" (200 x 150mm)	0881ST
10" x 8" (250 x 200mm)	1082ST



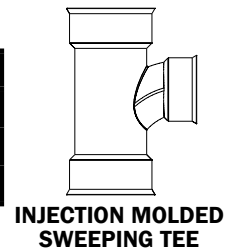
### 45° ELBOW, BELL/BELL

SIZE	PRODUCT CODE
4" (100mm)	0494ST
6" (150mm)	0694ST
8" (200mm)	0894ST
10" (250mm)	1094ST
12" (300mm)	1294ST



### SWEEPING TEE

SIZE	PRODUCT CODE
8" x 4" (200 x 100mm)	0863ST
8" x 6" (200 x 150mm)	0836ST
10" x 6" (250 x 150mm)	1036ST



### 90° ELBOW, BELL/BELL

SIZE	PRODUCT CODE
4" (100mm)	0499ST
6" (150mm)	0699ST
8" (200mm)	0899ST
10" (250mm)	1099ST
12" (300mm)	1299ST

