



# Shrubbler® 360° & 180° Adjustable Flow



The original Shrubbler® with flow adjustment. Flow and coverage can be altered by rotating the cap.

## Features

- Fingertip flow control with shut-off option.
- Spike models anchor Shrubbler® at the plant.
- In-Line Spike and Spike model suits 0.16" ID micro tube.
- Barb model for direct attachment to feeder and supply tubes.
- Threaded model for installation into Asta® Stakes, Asta® Stake Adapter, Micro Stake Assembly and Rigid Risers.
- 1/2" threaded model for riser pipe installations.

## Applications

Pots, tubs, landscaped gardens and nurseries. Ideal for hanging baskets. In-Line Spike model suitable for planter boxes.

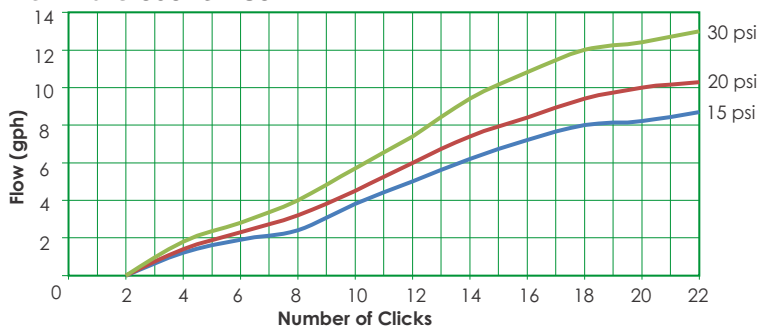
DRIPPERS

ADJUSTABLE

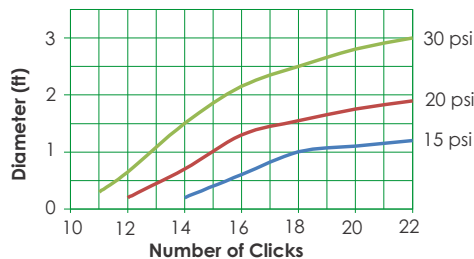
## Performance Chart - Fully open (approx. 22 clicks)

Pattern		360° ✳	180° ⬇
Pressure (psi)	Flow (gph)	Diameter (ft)	Radius (ft)
15	8.7	1.2	1.2
20	10.3	1.9	1.5
30	13.0	3.0	2.0

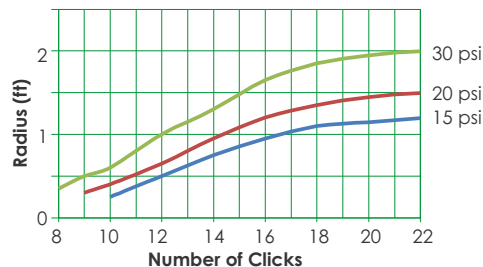
## Flow Rate 360° & 180°



## Diameter of Throw 360°



## Radius of Throw 180°



## Ordering Information - Shrubbler® 360°

Base Type	Part Number	Pack Quantity	Packs Per Carton	Carton (lbs)
Barb 0.16"	31445	100	50	20.6
Thread 0.16"	31415	100	50	24.6
Thread 1/2" FNPT	31425	25	50	13.8
Spike	31495	25	40	14.4
In-Line Spike	30995	25	40	14.3

## Ordering Information - Shrubbler® 180°

Base Type	Part Number	Pack Quantity	Packs Per Carton	Carton (lbs)
Barb 0.16"	31245	100	50	20.6
Thread 0.16"	31215	100	50	24.6
Thread 1/2" FNPT	31225	25	50	13.8
Spike	31295	25	40	14.4

\* For product specifications refer to Mini Bubbler (Page 3)

Shrubbler® Spike Inlet 0.16" with Adapter

Shrubbler® Barb 0.16"

Shrubbler® Thread suit 0.16"

Shrubbler® Thread 1/2" Female

Shrubbler® In-Line Spike Inlet 0.16"