

DIAMOND PRO STONE CUT[®]

RETAINING WALL

AN IDEAL CHOICE FOR LARGE-SCALE PROJECTS, GIVING LANDSCAPES
SUBSTANCE AND STABILITY



BELGARD
PAVES THE WAY[™]



DEVELOPED BY
ANCHOR
DIAMOND
WALL INDUSTRY EXPERTS





DIAMOND PRO STONE CUT[®]


RETAINING WALL

AN IDEAL CHOICE FOR LARGE-SCALE PROJECTS, GIVING LANDSCAPES SUBSTANCE AND STABILITY


☑ FEATURES & BENEFITS

- Rear-lip locator
- Large cores for ease in handling
- Matching corner and cap for a seamless appearance
- Gravity walls can be built up to 4 ft high*, including buried course with a 7.1° batter
- Walls in excess of 50 ft high have been built with Diamond Pro when combined with geosynthetic reinforcement
- Minimum outside radius, measured from the top course to the front of the units: 4 ft
- Minimum inside radius, measured on the base course to the front of the units: 6 ft


🔥 AVAILABLE COLORS



HARVEST BLEND



OXFORD CHARCOAL



SHEFFIELD BLEND

🧱 SHAPES & SIZES

STONE CUT LARGE



8 x 18 x 12

CORNER UNIT



8 x 18 x 9

CAP UNIT



4 x 17/12 x 10

BELGARD[®] | PAVES THE WAY

For more info, visit Belgard.com

NORTHFIELD EAST

901 E. Troy Ave.
Indianapolis, IN 46203
Ph: 1-800-424-0190



© 2023 Oldcastle[®] APG, Inc., A CRH Company. All Rights Reserved.
Revised: 04/05/23 BEL22-412_NFD E