


TANDEM™ MODULAR BLOCK

COLUMN INSTALLATION

EASE AND FLEXIBILITY OF THE TANDEM SYSTEM, NOW WITH A
NEW METHOD OF INSTALLATION PERFECT FOR COLUMNS





TANDEM™ MODULAR BLOCK

COLUMN INSTALLATION

EASE AND FLEXIBILITY OF THE TANDEM SYSTEM, NOW WITH A NEW METHOD OF INSTALLATION PERFECT FOR COLUMNS

The Tandem Modular Block is remarkably versatile for building columns up to 42-inches high. The center opening is perfect for adding lights and other elements such as a post.

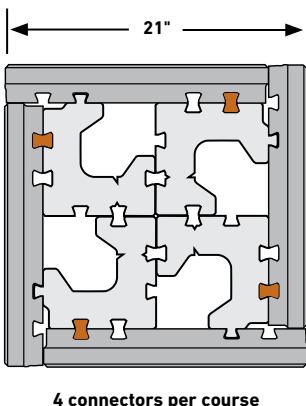
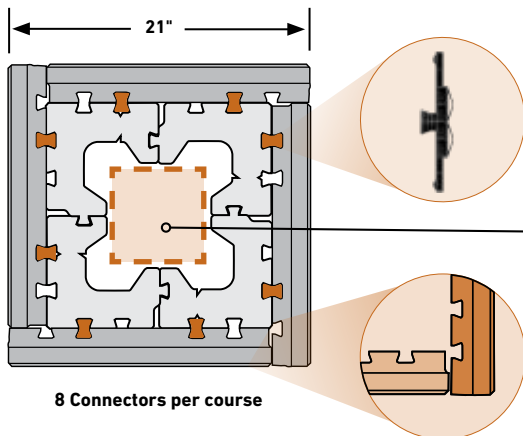
🔥 AVAILABLE FACE STYLES



ASHLAR

LAMINA

MELVILLE



- 4 large veneer per row
- 4 or 8 connectors per row
- Maximum column height: 42 inch**

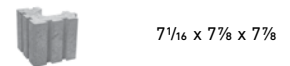


🔗 FEATURES & BENEFITS

- Three different veneer face styles
- Design flexibility
- Better stability during installation
- Easy column construction

📏 SHAPES & SIZES


TANDEM MODULAR BLOCK



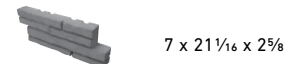
ASHLAR TANDEM™



MELVILLE TANDEM™



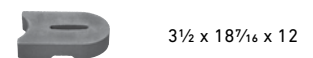
LAMINA TANDEM™



TANDEM® CAP



U START BASE BLOCK®



UNIVERSAL CONNECTOR®



*Box of 148 units. 1 box of 4 bags of 37 units. 27 boxes/cube

**Maximum column height assumes column is filled with aggregate