

DIMENSIONS[®]

3-PIECE SYSTEM + ACCENTS PIECES

CRISP, CLEAN LINES AND A SMOOTH, LINEAR SURFACE TO CREATE STUNNING CONTEMPORARY DESIGNS WITH MAXIMUM EFFICIENCY



AVAILABLE COLOURS



CHARCOAL




TOFINO GREY

** ALSO AVAILABLE IN NATURAL GREY



VICTORIAN



MOUNTAIN ASH

ESTIMATING CHART

		SOFT/ PALLET	SOFT/ LAYER	LAYER/ PALLET	UNITS/ PALLET	WEIGHT/ PALLET
DIMENSIONS6	75 x 150 x 60mm 3 x 6 x 2 3/8"	-	-	-	160	-
	150 x 150 x 60mm 6 x 6 x 2 3/8"	-	-	-	160	-
	150 x 200 x 60mm 6 x 9 x 2 3/8"	-	-	-	160	-
TOTAL		120	12	10	480	1525 kg 3362 lb
DIMENSIONS12	150 x 300 x 60mm 6 x 12 x 2 3/8"	-	-	-	40	-
	300 x 300 x 60mm 12 x 12 x 2 3/8"	-	-	-	40	-
	300 x 457 x 60mm 12 x 18 x 2 3/8"	-	-	-	40	-
TOTAL		120	12	10	120	1541 kg 3398 lb
DIMENSIONS18	230 x 457 x 60mm 9 x 18 x 2 3/8"					
	457 x 457 x 60mm 18 x 18 x 2 3/8"					
	457 x 650 x 60mm 18 x 27 x 2 3/8"					
TOTAL		112.5	12	10	50	1450 kg 3202 lb
ACCENT 3 X 9	75 x 230 x 60mm 3 x 9 x 2 3/8"	112.5	11.25	10	600	1526 kg 3364 lb
ACCENT 6 X 12	150 x 300 x 60mm 6 x 12 x 2 3/8"	120	12	10	240	1536 kg 3386 lb
ACCENT 12 X 24	300 x 600 x 60mm 12 x 24 x 2 3/8"	120	12	10	60	1542 kg 3401 lb

DIMENSIONS™

3-PIECE SYSTEM + ACCENT PIECES

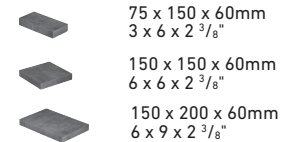
CRISP, CLEAN LINES AND A
SMOOTH, LINEAR SURFACE
TO CREATE STUNNING
CONTEMPORARY DESIGNS WITH
MAXIMUM EFFICIENCY

FEATURES & BENEFITS

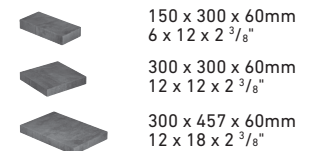
- Replaces Lafitt Grana & Catalina Grana collections
- Maximized pallet layout for jobsite efficiencies
- Reduced cuts, installation time and waste
- Simplified quoting and design of projects
- Sizing compatible with Origins™ stone-textured paver line

SHAPES & SIZES


DIMENSION6



DIMENSIONS12



DIMENSIONS18



DIMENSION ACCENTS

