






RESIDENTIAL	COMMERCIAL	STEPS	CAPS	COPING
				
✓	✓			

SHAPES & SIZES

Curb Unit



4 x 24 x 6½

UNIT	LNFT/ PALLET	LNFT/ LAYER	LAYER/ PALLET	UNITS/ PALLET	UNITS/ LNFT	LNFT/ UNIT	WEIGHT/ PALLET
MELVILLE CURB							
4 X 24 X 6½	96	24	4	48	12	0.5	2480