



UNITED STATES ENVIRONMENTAL PROTECTION AGENCY
WASHINGTON, DC 20460

OFFICE OF CHEMICAL SAFETY
AND POLLUTION PREVENTION

May 17, 2018

Ashwini Kulkarni
Regulatory Specialist
SBM Life Science Corp.
1001 Winstead Drive Suite 500
Cary, NC 27513

Subject: Notification per PRN 98-10 – Minor label changes and clarification to not use on lawns
Product Name: Imidacloprid + Tau-Fluvalinate + Tebuconazole Concentrate Insecticide,
Miticide and Fungicide
EPA Registration Number: 92564-31
Application Date: February 22, 2018
Decision Number: 538935

Dear Ashwini Kulkarni:

The Agency is in receipt of your Application for Pesticide Notification under Pesticide Registration Notice (PRN) 98-10 for the above referenced product. The Registration Division (RD) has conducted a review of this request for its applicability under PRN 98-10 and finds that the action requested falls within the scope of PRN 98-10.

The label submitted with the application has been stamped "Notification" and will be placed in our records.

Should you wish to add/retain a reference to the company's website on your label, then please be aware that the website becomes labeling under the Federal Insecticide Fungicide and Rodenticide Act and is subject to review by the Agency. If the website is false or misleading, the product would be misbranded and unlawful to sell or distribute under FIFRA section 12(a)(1)(E). 40 CFR 156.10(a)(5) list examples of statements EPA may consider false or misleading. In addition, regardless of whether a website is referenced on your product's label, claims made on the website may not substantially differ from those claims approved through the registration process. Therefore, should the Agency find or if it is brought to our attention that a website contains false or misleading statements or claims substantially differing from the EPA approved registration, the website will be referred to the EPA's Office of Enforcement and Compliance.

If you have any questions, you may contact Fatima Sow at (703) 347-8308 or via email at sow.fatima@epa.gov.

Sincerely,

A handwritten signature in black ink, appearing to be "H. Johnson", is located below the word "Sincerely,".

Hope Johnson, Product Manager 21
Fungicide Branch
Registration Division (7505P)
Office of Pesticide Programs

[FRONT PANEL]

Imidacloprid + Tau-fluvalinate + Tebuconazole 05/17/2018

Concentrate Insecticide, Miticide, and Fungicide

(ABN) Bianova AdvancedTM 3-in-1 Insect, Disease & Mite Control Ready-To-Spray; BioAdvancedTM 3-in-1 Insect, Disease & Mite Control Ready-To-Spray; BioAdvancedTM Science-Based Solutions 3-in-1 Insect, Disease & Mite Control Ready-To-Spray; Fortifend AdvancedTM 3-in-1 Insect, Disease & Mite Control Ready-To-Spray; Bianova AdvancedTM 3-in-1 Insect, Disease & Mite Control Concentrate; BioAdvancedTM 3-in-1 Insect, Disease & Mite Control Concentrate; BioAdvancedTM Science-Based Solutions 3-in-1 Insect, Disease & Mite Control Concentrate; Fortifend AdvancedTM 3-in-1 Insect, Disease & Mite Control Concentrate

This label contains two separate label statements for, **Outdoor Residential Pump Sprayer/Hose-end Sprayer Concentrate** product use and **Outdoor Residential Ready-To-Spray^{**}** product use.

- For use on: Roses, [Flowers,] [Houseplants (treated outside),] [Ground Covers,] [Vines,] [Ornamentals,] [Shrubs,] [and] [Trees]
- Just one application quickly kills listed* insects
- Complete plant protection - Protects plants from roots to leaves/branches (top to bottom)
- Protects plants from the inside out
- Up to 30 day insect protection (guard, defense, shield)
- Protects against listed* insects for up to 30 days
- Keeps killing listed* insects for up to 30 days
- Continuous killing (power) for up to 30 days
- Rainproof Protection
- Protection that won't wash off
- Fast Acting ... Kills On Contact
- Kills listed* insects on contact
- Long Lasting ... Keeps On Killing For up to 4 Weeks (30 days)
- Residual action, keeps killing for up to 4 weeks
- Contains Merit®
- Proprietary Merit® inside
- Systemic formula works through the leaves and stems to protect
- A systemic protectant and curative
- A curative for listed* fungus and a preventative against listed* pests
- Cures and protects against listed* insects, mites and diseases on roses, flowers, houseplants (treated outside), ground covers, vines, ornamentals, shrubs, and trees
- Cures and prevents listed* insect, mite and disease problems on roses, flowers, houseplants, ground covers, vines, ornamentals, shrubs, and trees
- 3 products in One: Insect Protection, Spider Mite Protection, and Disease Protection
- One application, three benefits: Insect Protection, Spider Mite Protection, and Disease Protection
- All-in-One, three products: insect, disease, and spider mite protection
- Systemic Protectant Formula - gets (moves) inside the plant to protect and cure
- Prevents, stops, and cures listed* pests and diseases on roses, flowers, houseplants, ground covers, vines, ornamentals, shrubs, and trees
- Controls (Kills, Eliminates) listed[*] pests that harm roses, flowers, houseplants, ground covers, vines, ornamentals, shrubs, and trees
- Rescues (guards) plants from listed* pests
- Cures and Prevents [Black Spot,] [Powdery Mildew,] [and] [Rust] [Disease(s)]
- Kills - (Knocks-Out) listed* Insects and Mites on Contact
- Controls black spot, powdery mildew, (and) rust, (and more)
- Controls (Kills) aphids, caterpillars, (and) mites, (and more)
- Premium (Superior) care - 3 in 1 formula - controls insect, mites, and diseases
- 4 in 1 formula - kills listed* -insects on contact, controls mites, controls diseases, and keeps on protecting for (up to 4) weeks [provides long lasting protection]
- Total (Complete, All-in-one) Protection Formula - Kills listed* insects, mites and disease on contact, and keeps on protecting for (up to 4) weeks
- Exclusive (Proprietary) -Formula - Three way control - controls listed* insects, mites, and diseases
- Systemic formula, controls listed* -insects, mites and diseases
- Three benefits in one package
- One application with three benefits: controls listed* -insects, mites and diseases
- Systemic three way action (control)
- Fast, easy and efficient
- The Rose & Flower enhancer (enforcer)
- Merit® inside**
- Maintains and restores beauty
- Three garden products in one
- From the creators of Merit®**
- Proven three way control
- The Rose and Flower defender (guardian, protector)
- Kills aphids, spider mites, Japanese beetles and other listed* pests
- Bonus [X] oz size - [X]% more than [X] oz size
- Now covers [XXX] [square] [sq] feet
- Bonus [X] oz size

- Bonus value - [X]% more [vs [X] oz size]

Marketing Claim for Brand Name Change:

New Name. Same Great Results.

New Name. Same Familiar Formula.

New Name. Same Performance.

***listed (Note to PM:** The word “listed” can appear as a footnote with the appropriate phrase, *listed insects.

** For use with garden hose. (Must be on same panel as name)

ACTIVE INGREDIENTS:

Imidacloprid.....	0.47 %
Tau-fluvalinate.....	0.61 %
Tebuconazole.....	0.65 %
OTHER INGREDIENTS:	98.27 %
TOTAL:	100.00%

This bottle contains [X] lbs of imidacloprid.

STOP - Read This Entire Label Before Use
KEEP OUT OF REACH OF CHILDREN
CAUTION

See back panel booklet for additional precautionary statements

Not for sale, **sale into** distribution or use in New York State.

[] information is optional.

[FRONT PANEL]

Imidacloprid + Tau-fluvalinate + Tebuconazole Concentrate*

Insecticide, Miticide, and Fungicide

(ABN) ~~Bianova Advanced 3-in-1 Insect, Disease & Mite Control Ready-To-Spray; BioAdvanced 3-in-1 Insect, Disease & Mite Control Ready-To-Spray; BioAdvanced Science-Based Solutions 3-in-1 Insect, Disease & Mite Control Ready-To-Spray; Fortifend Advanced 3-in-1 Insect, Disease & Mite Control Ready-To-Spray;~~ Bianova AdvancedTM 3-in-1 Insect, Disease & Mite Control Concentrate; BioAdvancedTM 3-in-1 Insect, Disease & Mite Control Concentrate; BioAdvancedTM Science-Based Solutions 3-in-1 Insect, Disease & Mite Control Concentrate; Fortifend AdvancedTM 3-in-1 Insect, Disease & Mite Control Concentrate

(Pump Sprayer/Hose-end Sprayer label)

- Marketing claims as on page 1

ACTIVE INGREDIENTS:

Imidacloprid.....	0.47 %
Tau-fluvalinate.....	0.61 %
Tebuconazole.....	0.65 %

OTHER INGREDIENTS:..... 98.27 %

TOTAL:..... 100.00%

This bottle contains [X] lbs of imidacloprid.

STOP - Read This Entire Label Before Use
KEEP OUT OF REACH OF CHILDREN
For Outdoor Residential Use Only

CAUTION

See back panel booklet for additional precautionary statements

Not for sale, sale into, distribution or use in New York State.


*for use with garden hose

[BACK PANEL]

[This product's exclusive triple protection formula provides long lasting control against listed* insect, diseases, and mites in one easy step.]

This product's exclusive 3-way systemic formula protects against listed* insects, mites, and diseases in one easy step. (Bayer Advanced's) This product's proprietary 4-in-1 [3-in-1] formula kills listed* insects on contact, controls mites, controls diseases, and keeps on protecting for (up to 4) weeks (provides long lasting protection)). This systemic concentrate formula provides long lasting listed* insect control, mite control, and disease protection on roses, flowers, houseplants, ground covers, vines, ornamentals, shrubs, and trees. Growing beautiful trees, shrubs, flowers, and roses has never been easier! Better Science, Better Results.

Read the Label First!

QUICK FACTS	
Effective Against a Broad Range of listed* Insects, Mites, and Diseases Keeps on Killing listed* Insects for Up to 30 Days Easy, Accurate Measuring & Mixing	Apply with most common garden sprayers Kills listed* insects on contact Highly effective against mites One quart covers up to 192 roses
INSECTS and MITES CONTROLLED	Aphids, caterpillars, Japanese beetles, leafminers, spider mites, whiteflies, and other listed* pests.
DISEASES CONTROLLED	Anthrachnose, black spot, leaf spot, petal blight, powdery mildew, rust, and scab.
COVERAGE	Makes (Creates, Delivers) up to 12 gallons of spray
WHERE TO USE	Outdoors on roses, flowers, houseplants, ground covers, vines, ornamentals, shrubs, and trees For use on non-edible plants only Not for use on lawns
WHEN TO USE	To prevent listed* insect, listed* mite, or listed* disease infestations or control them when they first appear.
HOW MUCH TO USE	Dilute 2.67 oz (5¼ Tablespoons) concentrate in 1 gallon of water
	Questions or comments, call toll-free (877) 229-3724 or visit us on-line at [www.bianovaadvanced.com][www.BioAdvanced.com][www.BioAdvancedScienceBasedSolutions.com] [www.fortifendadvanced.com]

ACTIVE INGREDIENTS:

Imidacloprid.....	0.47 %
Tau-fluvalinate.....	0.61 %
Tebuconazole.....	0.65 %

OTHER INGREDIENTS:.....98.27 %

TOTAL:.....**100.00%**

This bottle contains [X] lbs of imidacloprid.

Imidacloprid is the chemical name for Merit® Insecticide.

EPA Reg. No. 92564-31

EPA Est. No. XXXX-AA-1

FOR OUTDOOR RESIDENTIAL USE ONLY

FIRST AID

If swallowed:	Call a poison control center or doctor immediately for treatment advice Have person sip a glass of water if able to swallow. Do not induce vomiting unless told to by a poison control center or doctor. Do not give anything to an unconscious person.
If on skin or clothing:	Take off contaminated clothing. Rinse skin immediately with plenty of water for 15-20 minutes. Call a poison control center or doctor for treatment advice.
NOTE: Have the product container or label with you when calling a poison control center or doctor, or going for treatment. For medical emergency information, you may call toll-free 1-877-229-3763. Active Ingredients: Imidacloprid [CAS #138261-41-3], Tau-fluvalinate [CAS #102851-06-9], Tebuconazole [CAS #107534-96-3]	

PRECAUTIONARY STATEMENTS

HAZARDS TO HUMANS AND DOMESTIC ANIMALS

CAUTION

- Harmful if swallowed.
- Harmful if absorbed through skin.
- Avoid contact with skin, eyes, or clothing.
- Wash hands before eating, drinking, chewing gum, using tobacco, or using the toilet.
- Remove and wash contaminated clothing before reuse.

ENVIRONMENTAL HAZARDS

This product is toxic to fish and aquatic organisms.

Do not apply directly to water or to areas where surface water is present or to intertidal areas below the mean high water mark.

To protect the environment, do not allow pesticide to enter or run off into storm drains, drainage ditches, gutters, or surface waters.

Applying this product in calm weather when rain is not predicted for the next 24 hours will help to ensure that wind or rain does not blow or wash pesticide off the treatment area.

Rinsing application equipment over the treated area will help avoid run off to water bodies or drainage systems.

This pesticide is toxic to bees.

Do not apply this product when bees are foraging.

Apply this product only as specified on this label.

PROTECTION OF POLLINATORS



APPLICATION RESTRICTIONS EXIST FOR THIS PRODUCT BECAUSE OF RISK TO BEES AND OTHER INSECT POLLINATORS. FOLLOW APPLICATION RESTRICTIONS FOUND IN THE DIRECTIONS FOR USE TO PROTECT POLLINATORS.

This product can kill bees and other insect pollinators.

Bees and other insect pollinators will forage on plants when they flower, shed pollen, or produce nectar.

Bees and other insect pollinators can be exposed to this pesticide from:

- Direct contact during foliar applications, or contact with residues on plant surfaces after foliar applications
- Ingestion of residues in nectar and pollen when the pesticide is applied as a seed treatment, soil, tree injection, as well as foliar applications.

When Using This Product Take Steps To:

- Minimize exposure of this product to bees and other insect pollinators when they are foraging on pollinator attractive plants around the application site.
- Minimize drift of this product on to beehives or to off-site pollinator attractive habitat. Drift of this product onto beehives or off-site to pollinator attractive habitat can result in bee kills.

Information on protecting bees and other insect pollinators may be found at the Pesticide Environmental Stewardship website at: <http://pesticidestewardship.org/PollinatorProtection/Pages/default.aspx>.

Pesticide incidents (for example, bee kills) should immediately be reported to the state/tribal lead agency. For contact information for your state, go to: www.aapco.org/officials.html. Pesticide incidents should also be reported to the National Pesticide Information Center at: www.npic.orst.edu or directly to EPA at: beekill@epa.gov

DIRECTIONS FOR USE

It is a violation of Federal law to use this product in a manner inconsistent with its labeling.



Do not apply this product while bees are foraging. Do not apply this product to plants that are flowering. Only apply after all flower petals have fallen off.

Read and follow all label restrictions and directions when using this product.

BEFORE YOU USE	<p>Apply the product to flowering plants during early morning or late evening, when bees are not present.</p> <p>Restrictions:</p> <ul style="list-style-type: none"> • Do not water the treated area to the point of run-off. • Do not make applications during rain. • All outdoor applications must be limited to spot or crack and crevice treatments only except for the following permitted uses: 1) treatment to soil or vegetation around structures; 2) applications to lawns, turf, and other vegetation. • Application is prohibited directly into sewers or drains, or to any area like a gutter where drainage to sewers, storm drains, water bodies, or aquatic habitat can occur. Do not allow the product to enter any drain during or after application. • Do not spray the product into fish pools, ponds, streams, or lakes. • Remove animal feeding dishes prior to application. • Do not use in small, enclosed areas where spray may be inhaled. • Do not apply to fruits or vegetables used for food. • Do not use indoors - for houseplants, move them outside, treat, let dry and bring back indoors. • Do not apply this product, by any application method, to linden, basswood, or other Tilia species. • For outdoor residential use only. • Maximum application rate is 0.4 lb imidacloprid [X bottles] per acre per year. This bottle contains [X] lbs of imidacloprid. • Do not apply to areas which are water logged or saturated, which will not allow penetration into the root zone of the plant.
WHEN TO USE	<p>When listed insect, mites, or disease first appear.</p> <ul style="list-style-type: none"> • To avoid serious damage, eliminate pests and diseases early in the season before they multiply. • Apply prior to plants blooming or after petal fall is complete.
MIXING & MEASURING	<p>Shake well before using. SEE SPRAYER TYPES</p>
HOW TO SPRAY	<p>Adjust nozzle on your sprayer to desired spray pattern.</p> <p>Hold sprayer about 12 inches from foliage.</p> <p>Spray leaves, stems and tender new shoots.</p> <p>(ART: of steps above)</p> <ul style="list-style-type: none"> • Apply until both sides of the leaves are evenly coated with spray, but not dripping. <p>(ART: spraying undersides of leaves)</p>
HOW OFTEN	<p>Kills listed insect on contact and keeps on killing for up to 30 days.</p> <p>For diseases and severe infestations, repeat every 7 to 14 days as necessary.</p>
HOW IT WORKS	<p>This product provides 3 way action: kills existing pests, forms protective barrier on outside of plant and is absorbed into the plant regardless of weather conditions. (This product provides 4 way action: kills listed insect on contact, controls mites, controls diseases, and keeps on protecting for (up to 4) weeks (provides long lasting protection)).</p>

INSECTS AND MITES CONTROLLED	(ART: Aphid, Japanese Beetle, Leafminer, Lace bugs)			
	Adelgids	Earwigs	Leafminers (including Birch Leafminers and Holly Leafminers)	Silverfish
	Aphids	Elm leaf beetles		Sowbugs
	Armyworms	Firebrats	Loopers	Spider Mites
	Bagworms	Flea beetles	Mealybugs	Spittlebugs
	Beetles	Fungus gnats	Midges	Stink Bugs
	Boxelder bugs	Grasshoppers	Mites	Thrips
	Budworms	Gypsy moth larvae	Pillbugs	Two-Spotted Spider Mites
	Cankerworms	Japanese beetles (adult)	Plant bugs	Viburnum leaf beetle
	Caterpillars	Lace bugs	Psyllids	Webworms
	Chinch bugs	Leaf-feeding beetles	Rose Midges	Weevils (including adult root weevils)
	Clover mites	Leaf-feeding caterpillars	Rose Slugs	Whiteflies
	Crickets	Leafhoppers (including Glassy-Winged Sharpshooter)	Sawflies	
	Cucumber beetles		Scale insects (crawler stages)	
	Cutworms			

DISEASES CONTROLLED	CONTROLS	PLANTS
	Black Spot Powdery Mildew Rust	Roses
	Leaf Spot Powdery Mildew Rust	Flowers
	Anthrachnose Leaf Spot Powdery Mildew Rust Scab	Crabapples (Ornamental), Dogwoods and Other Small Landscape [Ornamental] Trees
	Anthrachnose Black Spot Leaf Spot Petal Blight Powdery Mildew Rust	Azaleas, Camellias, Rhododendrons, and Other Landscape [Ornamental] Shrubs, Ground Covers, and Vines
	Leaf Spot Powdery Mildew	Houseplants (treated outdoors)

Restrictions

Do not apply this product while bees are foraging. Do not apply this product to flowers that are flowering. Only apply after all flower petals have fallen off.

Application Instructions

Use prior to bloom or after petal fall is complete. To treat existing disease: apply at least 3 times, every 7-14 days apart beginning at the first sign of disease.

To prevent diseases: apply at least 3 times, every 7-14 days apart during the growing season, starting when new leaves first appear.

FOR BEST RESULTS

Do not wet the foliage within one hour after applying. To avoid serious damage to plants, eliminate pests early in the season before they multiply.



Children and pets may re-enter after spray has dried.

SPRAYER TYPES

(ART: ICON OF PUMP TYPE)

For Pump Style Tank Sprayer:

To make one gallon of spray:

1. Pour 2.67 fl. oz. (5¼ Tablespoons) of the liquid concentrate.
2. Dilute in 1 gallon of water.
3. Close sprayer and shake well before applying.

(ART: ICON DIAL TYPE)

For Dial-Style Hose-End Sprayers:

Dilution rate: 2.67 fl. oz. per gallon (2 tablespoons = 1 fl. oz.)

DIAL-STYLE HOSE-END SPRAYERS

1. Fill sprayer jar with enough concentrate for the area to be treated. DO NOT ADD WATER.
2. Close sprayer and set dial as recommended below:

()Ortho Dial 'N Spray Setting: 2.5 OZ

()Chameleon Hose-End Sprayer Setting: 4 TSP

TIP: The numbers on dial indicate amount of concentrate per gallon of spray.

3. Hook to garden hose and apply.

-To avoid contact with the treated area, begin by spraying area farthest from faucet walking backwards as you spray.

4. Pour any unused product back into this original container.

(ART: ICON OF WATER TYPE)

For Concentrate-Plus-Water Hose-End Sprayers:

Dilution rate: 2.67 fl. oz. per gallon (2 tablespoons = 1 fl. oz.)

1. Pour concentrate into sprayer jar to the required fluid ounce level.
2. Add the appropriate amount of water to the gallons level.
3. Replace sprayer top and shake well before applying.

OR

Pour concentrate into sprayer jar to the required fluid ounce level and follow sprayer label directions for applying.

STORAGE AND DISPOSAL

Do not contaminate food, water, or feed by storage or disposal.

Pesticide Storage

Store in original container in a cool, dry place, out of the reach of children, preferably a locked storage cabinet.

Container Handling



If empty:

- Non-refillable container. Do not refill or reuse container.
- Place empty container in trash or offer for recycling if available.

If partly filled:

- Call your local solid waste agency or toll free 1-877-229-3724 for disposal instructions.
- Never place unused product down any indoor or outdoor drain.

NOTICE

Research and testing have determined that the "Directions for Use" are appropriate for the proper use of this product under expected conditions. To the extent consistent with applicable law, the Buyer assumes responsibility for lack of performance or safety if not used according to the directions.

Money Back Guaranteed: If you are not satisfied with this product, we will gladly refund your original purchase price.

Net Contents: 32 fl. oz. (946 ml)

BioAdvanced™ [Fortifend Advanced™] [Bianova Advanced™] is a trademark of SBM Life Science Corp.

PRODUCED FOR
[DISTRIBUTED BY]

SBM Life Science Corp.
1001 Winstead Drive, Suite 500
Cary, North Carolina 27513

Imidacloprid + Tau-fluvalinate + Tebuconazole

Concentrate** Insecticide, Miticide, and Fungicide

(ABN) Bianova AdvancedTM 3-in-1 Insect, Disease & Mite Control Ready-To-Spray; BioAdvancedTM 3-in-1 Insect, Disease & Mite Control Ready-To-Spray; BioAdvancedTM Science-Based Solutions 3-in-1 Insect, Disease & Mite Control Ready-To-Spray; Fortifend AdvancedTM 3-in-1 Insect, Disease & Mite Control Ready-To-Spray; ~~Bianova Advanced 3-in-1 Insect, Disease & Mite Control Concentrate; BioAdvanced 3-in-1 Insect, Disease & Mite Control Concentrate; BioAdvanced Science-Based Solutions 3-in-1 Insect, Disease & Mite Control Concentrate; Fortifend Advanced 3-in-1 Insect, Disease & Mite Control Concentrate~~

(Ready-to-Spray label)

- Marketing claims as on page 1

Additional claims for Ready-to-Spray only:

- Pre-mixed and ready-to-spray (ready-to-go)
- Ready to spray ... No mixing, -and no measuring
- Easy hold
- EZ Spray
- One-touch sprayer
- EZ-GripTM
- Ergo-GripTM
- Simple spray
- EZ grip
- One touch
- Spray n go
- Thumb switch
- Handy spray
- EZ touch
- One-touch application

Marketing Claim for Brand Name:

New Name. Same Great Results.

New Name. Same Familiar Formula.

New Name. Same Performance.

ACTIVE INGREDIENTS:	
Imidacloprid.....	0.47 %
Tau-fluvalinate.....	0.61 %
Tebuconazole.....	0.65 %
OTHER INGREDIENTS:	<u>98.27 %</u>
TOTAL:	100.00%

This bottle contains [X] lbs of imidacloprid.

STOP - Read This Entire Label Before Use
KEEP OUT OF REACH OF CHILDREN
FOR OUTDOOR RESIDENTIAL USE ONLY

CAUTION

See back panel booklet for additional precautionary statements
Not for sale, **sale into** distribution or use in New York State.

**for use with garden hose

[BACK PANEL]

[This product's exclusive triple protection formula provides long lasting control against listed* insect, diseases, and mites in one easy step.]

[This product's exclusive 3-way systemic formula protects against listed* insects, mites, and diseases in one easy step (proprietary 4-in-1 **3-in-1** formula **kills listed* insects** on contact, controls mites, controls diseases, and keeps on protecting for (up to 4) weeks (provides long lasting protection)). This ready-to-spray formula provides long lasting insect control, mite control, and disease protection on roses, flowers, houseplants, ground covers, vines, ornamentals, shrubs, and trees. Growing beautiful trees, shrubs, flowers, and roses has never been easier! Better Science, Better Results.

Read the Label First!

QUICK FACTS

Effective Against a Broad Range of listed* Insects, Mites, and Diseases

Keeps on Killing listed* Insects for Up to 30 Days

30 days of Insect Control

Ready-to-Spray formula ... no mixing, no measuring

Kills listed* insects on contact

Highly effective against mites

One quart covers up to 192 roses

INSECTS and MITES CONTROLLED

Aphids, caterpillars, Japanese beetles, leafminers, spider mites, whiteflies, and other listed* pests.

DISEASES CONTROLLED

Anthrachnose, black spot, leaf spot, petal blight, powdery mildew, rust, and scab.

COVERAGE

Treats (Protects) up to 192 roses

WHERE TO USE

Outdoors on roses, flowers, houseplants, ground covers, vines, ornamentals, shrubs, and trees

For use on non-edible plants only

Not for use on lawns

WHEN TO USE

To prevent insect, mite, or disease infestations or control them when they first appear.



Questions or comments, call toll-free (877) 229-3724 or visit us on-line at
[www.bianovaadvanced.com][www.BioAdvanced.com][www.BioAdvancedScienceBasedSolutons.com]
[www.fortifendadvanced.com]

ACTIVE INGREDIENTS:

Imidacloprid.....0.47%

Tau-fluvalinate.....0.61%

Tebuconazole.....0.65%

OTHER INGREDIENTS:.....98.27%

TOTAL:.....**100.00%**

This bottle contains [X] lbs of imidacloprid.

Imidacloprid is the chemical name for Merit® Insecticide.

EPA Reg. No. 92564-31

EPA Est. No. XXXX-AA-1

FOR OUTDOOR RESIDENTIAL USE ONLY

FIRST AID

If swallowed:	Call a poison control center or doctor immediately for treatment advice Have person sip a glass of water if able to swallow. Do not induce vomiting unless told to by a poison control center or doctor. Do not give anything to an unconscious person.
If on skin or clothing:	Take off contaminated clothing. Rinse skin immediately with plenty of water for 15-20 minutes. Call a poison control center or doctor for treatment advice.
NOTE: Have the product container or label with you when calling a poison control center or doctor, or going for treatment. For medical emergency information, you may call toll-free 1-877-229-3763. Active Ingredients: Imidacloprid [CAS #138261-41-3], Tau-fluvalinate [CAS #102851-06-9], Tebuconazole [CAS #107534-96-3]	

PRECAUTIONARY STATEMENTS

HAZARDS TO HUMANS AND DOMESTIC ANIMALS

CAUTION

- Harmful if swallowed.
- Harmful if absorbed through skin.
- Avoid contact with skin, eyes, or clothing.
- Wash hands before eating, drinking, chewing gum, using tobacco, or using the toilet.
- Remove and wash contaminated clothing before reuse.

ENVIRONMENTAL HAZARDS

This product is toxic to fish and aquatic organisms.

Do not apply directly to water or to areas where surface water is present or to intertidal areas below the mean high water mark.

To protect the environment, do not allow pesticide to enter or run off into storm drains, drainage ditches, gutters, or surface waters. Applying this product in calm weather when rain is not predicted for the next 24 hours will help to ensure that wind or rain does not blow or wash pesticide off the treatment area.

Rinsing application equipment over the treated area will help avoid run off to water bodies or drainage systems.

This pesticide is toxic to bees.

Do not apply this product when bees are foraging.

Apply this product only as specified on this label.

PROTECTION OF POLLINATORS



APPLICATION RESTRICTIONS EXIST FOR THIS PRODUCT BECAUSE OF RISK TO BEES AND OTHER INSECT POLLINATORS. FOLLOW APPLICATION RESTRICTIONS FOUND IN THE DIRECTIONS FOR USE TO PROTECT POLLINATORS.

This product can kill bees and other insect pollinators.

Bees and other insect pollinators will forage on plants when they flower, shed pollen, or produce nectar.

Bees and other insect pollinators can be exposed to this pesticide from:

- Direct contact during foliar applications, or contact with residues on plant surfaces after foliar applications
- Ingestion of residues in nectar and pollen when the pesticide is applied as a seed treatment, soil, tree injection, as well as foliar applications.

When Using This Product Take Steps To:

- Minimize exposure of this product to bees and other insect pollinators when they are foraging on pollinator attractive plants around the application site.
- Minimize drift of this product on to beehives or to off-site pollinator attractive habitat. Drift of this product onto beehives or off-site to pollinator attractive habitat can result in bee kills.

Information on protecting bees and other insect pollinators may be found at the Pesticide Environmental Stewardship website at: <http://pesticidestewardship.org/PollinatorProtection/Pages/default.aspx>.

Pesticide incidents (for example, bee kills) should immediately be reported to the state/tribal lead agency. For contact information for your state, go to: www.aapco.org/officials.html. Pesticide incidents should also be reported to the National Pesticide Information Center at: www.npic.orst.edu or directly to EPA at: beekill@epa.gov

DIRECTIONS FOR USE

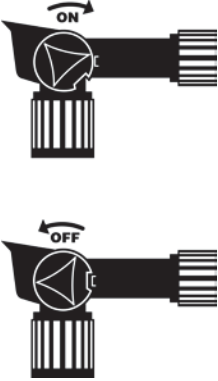
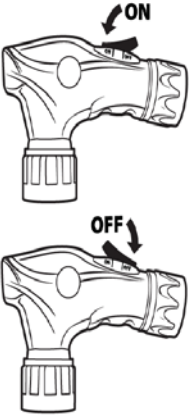
It is a violation of Federal law to use this product in a manner inconsistent with its labeling.



Do not apply this product while bees are foraging. Do not apply this product to plants that are flowering. Only apply after all flower petals have fallen off.

Read and follow all label restrictions and directions when using this product.

BEFORE YOU USE	<p>Apply the product to flowering plants during early morning or late evening, when bees are not present.</p> <p>Restrictions:</p> <ul style="list-style-type: none"> • Do not water the treated area to the point of run-off. • Do not make applications during rain. • All outdoor applications must be limited to spot or crack and crevice treatments only except for the following permitted uses: 1) treatment to soil or vegetation around structures; 2) applications to lawns, turf, and other vegetation. • Application is prohibited directly into sewers or drains, or to any area like a gutter where drainage to sewers, storm drains, water bodies, or aquatic habitat can occur. Do not allow the product to enter any drain during or after application. • Do not spray the product into fish pools, ponds, streams, or lakes. • Remove animal feeding dishes prior to application. • Do not use in small, enclosed areas where spray may be inhaled. • Do not apply to fruits or vegetables used for food. • Do not use indoors - for houseplants, move them outside, treat, let dry and bring back indoors. • Do not apply this product, by any application method, to linden, basswood, or other Tilia species. • For outdoor residential use only. • Maximum application rate is 0.4 lb imidacloprid [X bottles] per acre per year. This bottle contains [X] lbs of imidacloprid. • Do not apply to areas which are water logged or saturated, which will not allow penetration into the root zone of the plant.
WHEN TO USE	<p>When listed insect, mites, or disease first appear.</p> <ul style="list-style-type: none"> • To avoid serious damage, eliminate listed* pests and diseases early in the season before they multiply. • Apply prior to plants blooming or after petal fall is complete.
HOW TO USE	<p>Shake well before using. This product is ready to spray. Just attach this bottle to your hose according to directions. Water automatically mixes with the concentrate as you spray.</p>

<p>HOW TO ATTACH AND SPRAY</p> 	<p>[Optional Sprayer Directions 1]</p> <ol style="list-style-type: none"> 1. [Connect your garden hose to the bottle. Be sure the [blue] water control valve on top of the spray nozzle is in the OFF position. 2. To begin spraying, turn on water at faucet. Point nozzle towards the area to be treated and Press lock tab while using other hand to turn sprayer valve to on position. 3. To stop spraying, turn the water control valve on top of the spray nozzle to OFF. Turn off faucet. 4. Relieve water pressure by turning water control valve to the ON position until water slows to a drip. Turn water control valve back to OFF. Disconnect garden hose from bottle. 5. The unused portion can be saved and used at a later date. <p>Tips for Applying</p> <ol style="list-style-type: none"> 1. Extend hose to the farthest plants to be treated and work back toward the faucet to avoid contacting wet, treated plants. 2. Use an even sweeping motion, ensuring thorough coverage of both the top and bottom leaf surfaces.]
<p>[HOW TO ATTACH AND SPRAY]</p> 	<ol style="list-style-type: none"> 1. [Connect your garden hose to the bottle. Be sure the (color inserted here) water control valve on top of the spray nozzle is in the OFF position. 2. Turn on water at faucet. Twist the small, star-shaped, (color inserted here) product-control button to align the flat portion with the lock tab. Push the button in to open. 3. To begin spraying, point nozzle towards the area to be treated and turn the (color) water control valve to ON position. Tab will be horizontal. 4. To stop spraying, turn the (color) water control valve on top of the spray nozzle to OFF. To close, push in the small round button opposite the star-shaped product-control button. Turn off faucet.] 5. Relieve water pressure by turning water control valve to the ON position until water slows to a drip. Turn water control valve back to OFF. Disconnect garden hose from bottle. 6. The unused portion can be saved and used at a later date. <p>Tips for Applying</p> <ol style="list-style-type: none"> 1. Extend hose to the farthest plants to be treated and work back toward the faucet to avoid contacting wet, treated plants. 2. Use an even sweeping motion, ensuring thorough coverage of both the top and bottom leaf surfaces.] <p>[Optional Sprayer Directions 2]</p> <p>[CONNECT]</p> <ol style="list-style-type: none"> 1. Shake well before use. 2. Securely Connect sprayer to garden hose. 3. Be sure that ON/OFF Switch is in OFF position, toward hose end of sprayer. 4. Turn on water at faucet. 5. For first time use, remove plastic shipping lock from beneath switch. <p>SPRAY</p> <ol style="list-style-type: none"> 1. Extend hose to farthest area to be treated, point sprayer nozzle in direction to be sprayed. 2. Begin spraying - Push ON/OFF Switch forward into ON position. 3. Walk at a steady pace while spraying, using an even sweeping motion, and slightly overlap treated areas. Work back toward faucet to avoid walking over wet, treated grass. <p>FINISH</p> <ol style="list-style-type: none"> 1. To stop spraying, push ON/OFF Switch to OFF position. 2. Turn off water at faucet. 3. Relieve water pressure in hose by turning ON/OFF Switch back to ON position until water slows to a drip, then return ON/OFF switch to OFF position. 4. Disconnect sprayer from hose.]
<p>HOW OFTEN</p>	<p>Kills listed insect on contact and keeps on killing for up to 30 days.</p> <p>For diseases and severe infestations, repeat every 7 to 14 days as necessary.</p>

HOW IT WORKS	This product provides 3 way action: kills existing listed* pests, forms protective barrier on outside of plant and is absorbed into the plant regardless of weather conditions. (This product provides 4 way action: kills listed insect on contact, controls mites, controls diseases, and keeps on protecting for (up to 4) weeks (provides long lasting protection)).			
INSECTS AND MITES CONTROLLED	(ART: Aphid, Japanese Beetle, Leafminer, Lace bugs)			
	Adelgids	Earwigs	Leafminers (including Birch Leafminers and Holly Leafminers)	Silverfish
	Aphids	Elm leaf beetles		Sowbugs
	Armyworms	Firebrats	Loopers	Spider Mites
	Bagworms	Flea beetles	Mealybugs	Spittlebugs
	Beetles	Fungus gnats	Midges	Stink Bugs
	Boxelder bugs	Grasshoppers	Mites	Thrips
	Budworms	Gypsy moth larvae	Pillbugs	Two-Spotted Spider Mites
	Cankerworms	Japanese beetles (adult)	Plant bugs	Viburnum leaf beetle
	Caterpillars	Lace bugs	Psyllids	Webworms
	Chinch bugs	Leaf-feeding beetles	Rose Midges	Weevils (including adult root weevils)
	Clover mites	Leaf-feeding caterpillars	Rose Slugs	Whiteflies
	Crickets	Leafhoppers (including Glassy-Winged Sharpshooter)	Sawflies	
	Cucumber beetles		Scale insects (crawler stages)	
	Cutworms			

DISEASES CONTROLLED	CONTROLS	PLANTS
	Black Spot Powdery Mildew Rust	Roses
	Leaf Spot Powdery Mildew Rust	Flowers
	Anthracnose Leaf Spot Powdery Mildew Rust Scab	Crabapples (Ornamental), Dogwoods and Other Small Landscape [Ornamental] Trees
	Anthracnose Black Spot Leaf Spot Petal Blight Powdery Mildew Rust	Azaleas, Camellias, Rhododendrons, and Other Landscape [Ornamental] Shrubs, Ground Covers, and Vines
	Leaf Spot Powdery Mildew	Houseplants -(treated outdoors)

Restrictions

Do not apply this product while bees are foraging. Do not apply this product to flowers that are flowering. Only apply after all flower petals have fallen off.

Application Instructions

Use prior to bloom or after petal fall is complete. To treat existing disease: apply at least 3 times, every 7-14 days, beginning at the first sign of disease.

To prevent diseases: apply at least 3 times, every 7-14 days, during the growing season, starting when new leaves first appear.

FOR BEST RESULTS

Do not wet the foliage within one hour after applying. To avoid serious damage to plants, eliminate pests early in the season before they multiply.



Children and pets may re-enter after spray has dried.

STORAGE AND DISPOSAL

Do not contaminate food, water, or feed by storage or disposal.

Pesticide Storage

Store in original container in a cool, dry place, out of the reach of children, preferably a locked storage cabinet.

Container Handling



If empty:

- Non-refillable container. Do not refill or reuse container.
- Place empty container in trash or offer for recycling if available.

If partly filled:

- Call your local solid waste agency or toll free 1-877-229-3724 for disposal instructions.
- Never place unused product down any indoor or outdoor drain.

NOTICE

Research and testing have determined that the "Directions for Use" are appropriate for the proper use of this product under expected conditions. To the extent consistent with applicable law, the Buyer assumes responsibility for lack of performance or safety if not used according to the directions.

Money Back Guaranteed: If you are not satisfied with this product, we will gladly refund your original purchase price.

Net Contents: 32 fl. oz. (946 ml)

BioAdvanced™ [Fortifend Advanced™] [Bianova Advanced™] is a trademark of SBM Life Science Corp.

Ergo-Grip™ and EZ-Grip™ are trademarks of SBM Life Science Corp.

**PRODUCED FOR
[DISTRIBUTED BY]**

**SBM Life Science Corp.
1001 Winstead Drive, Suite 500
Cary, North Carolina 27513**

ART

 <hr/>	 <hr/>
 <hr/>	 <hr/>
 <hr/>	