



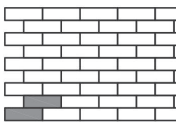





RETAINING WALL

STYLE		CODE	DIMENSIONS	BANDS	CUBES
Strassen® Wall Pallet "A" 4"H x 12"L x 8"D NON-TUMBLED		8SW	200mm x 300mm x 100mm Approximate 4" x 11¾" x 77/8" To figure quantity: Sq.Ft. of wall ÷ .33 = number of units needed.	N/A	2825# (96 pcs)
		8USW		N/A	2589# (88 pcs)
Strassen® Wall Pallet "B" 4"H x 8"L x 8"D		8SWB	100mm x 200mm x 200mm Approximate 4" x 77/8" x 77/8" To figure quantity: Sq.Ft. of wall ÷ .22 = number of units needed.	N/A	1650# (96 pcs)
Strassen® Wall Pallet "C" 4"H x 4"L x 8"D		8SWC	100mm x 100mm x 200mm Approximate 4" x 4" x 77/8" To figure quantity: Sq.Ft. of wall ÷ .11 = number of units needed.	N/A	1175# (144 pcs)
Strassen® Wall Trapezoid 4"H x 8"D		8ST	Wide end = 7.75" Narrow end = 5.5"	N/A	945# (63 pcs)


WALL PATTERNS




Pallet "A"
4"H x 12"L x 8"D - 100%



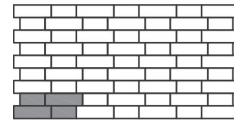
Pallet "B"
4"H x 8"L x 8"D - 100%




Pallet "A & C"
4"H x 12"L x 8"D - 75%
Pallet "C"
4"H x 4"L x 8"D - 25%
Laying Ratio: 1:1



Random
Pallet "A, B & C"
4"H x 12"L x 8"D - 50%
4"H x 8"L x 8"D - 33%
4"H x 4"L x 8"D - 17%
Laying Ratio: 1:1:1



Pallet "A & B"
4"H x 12"L x 8"D - 60%
Pallet "B"
4"H x 8"L x 8"D - 40%
Laying Ratio: 1:1



Pallet "B & C"
4"H x 8"L x 8"D - 67%
Pallet "C"
4"H x 4"L x 8"D - 33%
Laying Ratio: 1:1

Note: For pattern purposes only, height is not implied.

WALL DETAILS

NUMBER OF STRASSEN WALL NEEDED – USING 8" SIDE

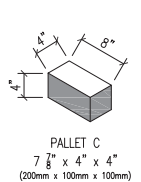
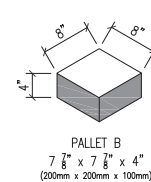
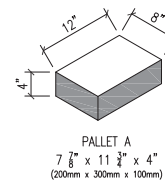
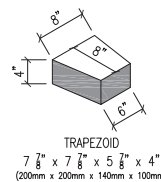
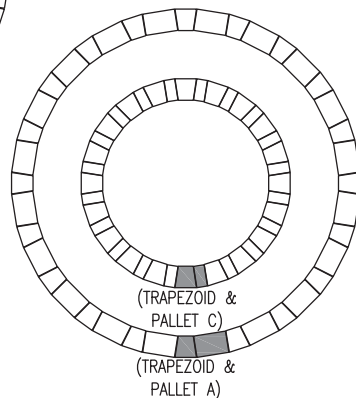
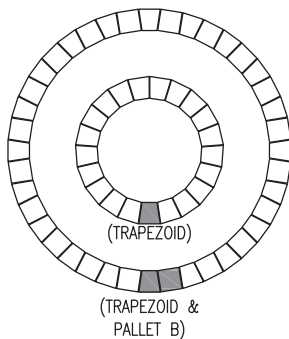
WALL HEIGHT	NO. OF COURSES	WALL LENGTH MEASURED IN FEET					
		5 ft.	10 ft.	20 ft.	30 ft.	40 ft.	50 ft.
4 in.	1	7.5 pcs.	15 pcs.	30 pcs.	45 pcs.	60 pcs.	75 pcs.
8 in.	2	15 pcs.	30 pcs.	60 pcs.	90 pcs.	120 pcs.	150 pcs.
12 in.	3	22.5 pcs.	45 pcs.	90 pcs.	135 pcs.	180 pcs.	225 pcs.
16 in.	4	30 pcs.	60 pcs.	120 pcs.	180 pcs.	240 pcs.	300 pcs.

See Borgert Stone Calculator for figuring larger walls at www.borgertproducts.com

Maximum wall height not to exceed 16".

NUMBER OF STRASSEN WALL NEEDED – USING 12" SIDE

WALL HEIGHT	NO. OF COURSES	WALL LENGTH MEASURED IN FEET					
		5 ft.	10 ft.	20 ft.	30 ft.	40 ft.	50 ft.
4 in.	1	5 pcs.	10 pcs.	20 pcs.	30 pcs.	40 pcs.	50 pcs.
8 in.	2	10 pcs.	20 pcs.	40 pcs.	60 pcs.	80 pcs.	100 pcs.
12 in.	3	15 pcs.	30 pcs.	60 pcs.	90 pcs.	120 pcs.	150 pcs.
16 in.	4	20 pcs.	40 pcs.	80 pcs.	120 pcs.	160 pcs.	200 pcs.





(TRAPEZOID) 1 piece
Strassen Trapezoid Units – 21
Radius: inside 1'-7" / outside 2'-3"
Diameter: inside 3'-2" / outside 4'-6"

(TRAPEZOID & PALLET A) 2 piece
Strassen Trapezoid Units – 20
Strassen Wall Units – 20
Radius: inside 4'-8" / outside 5'-4"
Diameter: inside 9'-4" / outside 10'-8"
Laying Ratio: 1:1

(TRAPEZOID & PALLET B) 2 piece
Strassen Trapezoid Units – 20
Strassen Wall Units – 20
Radius: inside 3'-8" / outside 4'-4"
Diameter: inside 7'-4" / outside 8'-8"
Laying Ratio: 1:1

(TRAPEZOID & PALLET C) 2 piece
Strassen Trapezoid Units – 20
Strassen Wall Units – 20
Radius: inside 2'-6 1/2" / outside 3'-2 1/2"
Diameter: inside 5'-1" / outside 6'-5"
Laying Ratio: 1:1

SPECIAL ORDER - STRASSEN® WALL II - NON-TUMBLED

STYLE		CODE	DIMENSIONS	BANDS	CUBES
Strassen® Wall II Pallet "A" 4"H x 12"L x 8"D		8USW	200mm x 300mm x 100mm Approximate 4" x 11 3/4" x 7 7/8" To figure quantity: Sq.Ft. of wall ÷ .33 = number of units needed.	N/A	2589# (88 pcs)
Strassen® Wall II Trapezoid 4"H x 8"D		8UST	Wide end = 7.75" Narrow end = 5.5"	N/A	945# (63 pcs)