

Strassen® Classic Tumbled

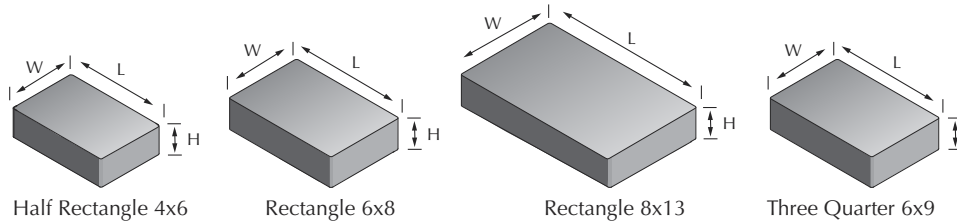
INTERLOCKING PAVING STONES

The Strassen® Classic paver is tumbled to perfection for a softer more “weathered look”. The Strassen® Classic is available in a palette of soft earth tone colors in three distinct sizes. In addition, this line comes in sizes configured to create full circles, half circles, arches or any other circular pattern.



Strassen® Classic Tumbled pavers in Minnesota River

SPECIFICATIONS



Half Rectangle 4x6

Rectangle 6x8

Rectangle 8x13


Three Quarter 6x9

Name	Metric Units	U.S. Customary Units	Stones/Band	Weight/Band	Sq.Ft./Band	Bands/Cube	Weight/Cube
* Half Rectangle 4x6	104mm W x 173mm L x 70mm H	4.25" W x 6.75" L x 2.75" H	24	155	4.75	11	1696
*Rectangle 6x8	173mm W x 208mm L x 70mm H	6.75" W x 8.25" L x 2.75" H	24	309	9.49	7	2160
*Rectangle 8x13	208mm W x 348mm L x 70mm H	8.25" W x 13.625" L x 2.75" H	12	305	9.38	6	1830
*Three Quarter	168mm W x 225mm L x 70mm H	11" W x 16.5" L x 2.75" H	18	224	7.5	7	1706

*STRASSEN CLASSIC PAVERS DO NOT HAVE SPACE BARS. Lay pavers loosely with 1/16" joint to enable adjustments to maintain straight lines and minimize chipping over the life of the pavement. 8" x 13" and 4" x 6" need to run lengthwise perpendicular to the 6" x 8".

STOCK COLORS

Custom colors are available by special order - please contact your local dealer.

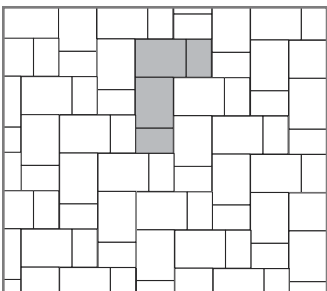


PATTERNS

To see additional Strassen® Classic Tumbled patterns please turn to page 78 or visit basalite.com.

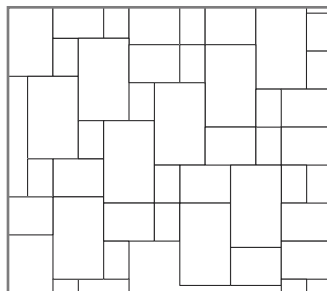
2 Piece (F)

34% 4x6, 66% 6x8



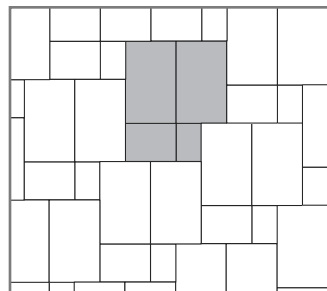
3 Piece Random (G)

15% 4x6, 28% 6x8, 57% 8x13



3 Piece(H)

9% 4x6, 17% 6x8, 74% 8x13



3 Piece (I)

15% 4x6, 28% 6x8, 57% 8x13

