

CLOW
VALVE CO.

ClowValve.com

RESILIENT WEDGE GATE VALVES

2" THROUGH 12"
MODEL 2639 / 2640

AWWA C509 250 PSI • UL/FM APPROVED 200 PSI • NSF
61 CERTIFIED • FULL WATER WAY • FUSION BONDED
EPOXY COATED • 10-YEAR LIMITED WARRANTY



Clow Valve is a division of McWane, Inc.

For Generations

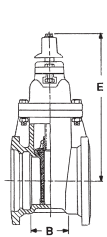
RESILIENT WEDGE VALVE

In 1975, Clow recognized the increased requirements and escalating maintenance cost of water systems in the United States.

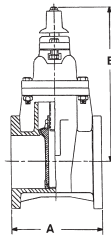
Clow responded by introducing the first R/W (Resilient Wedge) Gate Valve in America. This introduction revolutionized the valve market in the U.S.

Clow was the first to introduce and still leads in the design and technical development of the bubble-tight resilient seating valve.

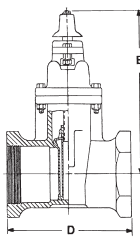
The Clow Resilient Wedge Valve, with its unique features and benefits, was the first to be manufactured with both AWWA and UL/FM approval for all water system requirements.



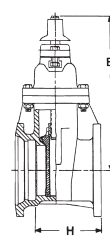
F-6100
MECHANICAL JOINT
2"– 12"



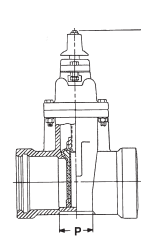
F-6102
FLANGED
2"– 12"



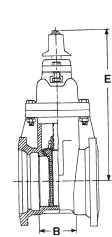
F-6103
THREADED ENDS
2"– 3"



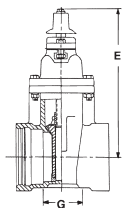
F-6106
FLANGED X MJ
3"– 12"



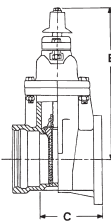
F-6110
PUSH ON FOR SDR PVC
2"– 12"



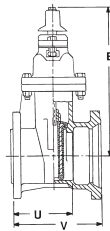
F-6111
MECHANICAL CUTTING
IN JOINT
4"– 12"



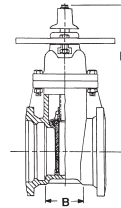
F-6112
TYTON ENDS FOR DUCTILE
IRON AND C900 PVC PIPE
4"– 12"



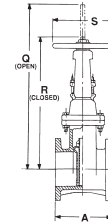
F-6113
FLANGED X TYTON
4"– 12"



F-6114
MECHANICAL JOINT
FOR TAPPING
3"– 12"



F-6120
MECHANICAL JOINT POST
INDICATOR VALVE
2"– 12"



F-6136
FLANGED OS & Y
CONSTRUCTION
2"– 12"

VALVE SIZE	A	B	C	D	E	G	H	P	Q	R	S	U	V	NO. OF TURNS TO FULL OPEN
2"	7	3-1/4	—	5-3/8	10-7/8	—	—	3	10	12	7-1/4	—	—	6-1/2
2-1/2"	7-1/2	—	—	7-1/8	11-3/8	—	—	3-1/4	16-3/8	13-7/8	7-1/4	—	—	8
3"	8	3-1/2	—	7-1/8	12-3/8	—	5-3/4	3-1/2	18-7/8	15-5/8	10	5-3/4	8-1/4	10
4"	9	4-1/2	6-3/4	—	14-3/4	4-5/8	6-3/4	4-1/2	22-3/4	18-1/4	10	6-3/4	9-1/4	13-1/2
6"	10-1/2	5-1/2	7-7/8	—	19	5-1/4	8	5	30-1/8	23-3/4	12	8	10-1/2	19-1/2
8"	11-1/2	8-1/8	8-1/2	—	22-1/2	5-5/8	9-3/4	5-1/2	37-3/4	29-1/4	14	10-3/4	13-1/4	25-1/2
10"	13	10-1/2	10	—	26-1/2	7	11-3/4	7	45-2/4	35-3/8	18	12-1/2	14-7/8	31-1/2
12"	14	10-3/4	11-1/4	—	30	8-1/2	12	8-1/2	53-1/8	40-5/8	18	12-1/2	15	37-3/4

NOTE: It is recommended that valves be installed with stems vertical when used in raw sewage, or sludge applications, or in water with excessive sediment. Flanged end connections are not recommended for buried service.

ENGINEERING FEATURES

THRUST BEARINGS

Acetal thrust bearings above and below the thrust collar reduce friction and minimize operating torque.

COPPER ALLOY STEM

Long, trouble-free life with high-strength, non-corrosive copper alloy stem and stem nut.

STAINLESS STEEL HARDWARE

304 stainless steel nuts and bolts provide long-life corrosion protection.

100% COATED WEDGE

A fully encapsulated wedge ensures a bubble-tight seal every time, up to rated pressure (250 PSI), with its twin seal design.

ELLIPTICAL BOLT HOLES

Hole design on MJ connection eliminates the need for anti-rotation bolts.

MINIMAL FLOW LOSS

A smooth, unobstructed waterway, which is free of pockets, cavities, and depressions, allows for minimal flow loss and lower pumping costs. All valves accept a full-size tapping cutter.

LIFTING LUG

Integrated lifting lugs on follower plate for setting the valve into position. Available 4"–12".



REPLACEABLE O-RINGS

Upper O-rings are replaceable with the valve fully open and subjected to full-rated working pressure.

NO FLAT GASKETS


O-ring seals at the stuffing box and at the bonnet to body flange ensure the best possible seal.

EPOXY COATING

A corrosion resistant fusion-bonded epoxy coating, conforming to AWWA C550 and certified by NSF 61, protects both the interior and the exterior of the valve.

EASY STORAGE

Pads on the bottom of all valves keep the valve in an upright position for easier storage and protection from the elements.



VALVE RATING: All valves are rated at 250 PSI for AWWA service and 200 PSI for UL/FM service. All valves are hydrostatically tested to 500 PSI.

RECOMMENDED SPECIFICATIONS

1. Valves shall conform to the latest revision of AWWA Standard C509 covering resilient seated gate valves for water supply service.
2. The valves shall have an iron body, bonnet, and O-ring plate. The wedge shall be fully encapsulated with rubber.
3. The sealing rubber shall be permanently bonded to the wedge per ASTM D249.
4. Valves shall be supplied with O-ring seals at all pressure retaining joints. No flat gaskets shall be allowed.
5. The valves shall be either non-rising stem (NRS) or rising stem (OS&Y), opened by turning left or right, and provided with 2" square operating nut or a handwheel. The operating nut and the handwheel shall be marked indicating the direction to open with the word "OPEN" and an arrow.
6. NRS stems shall be cast copper alloy with integral collars in full compliance with AWWA C509. All stems shall operate with copper alloy stem nuts independent of the wedge.
7. All NRS stems shall have two O-rings located above thrust collar and one below. The upper o-rings shall be replaceable with valve fully opened and subjected to full pressure. The stems on 2"-12" NRS valves shall have a low torque thrust bearing located both above and below the stem collar to reduce friction during operation.
8. The waterway shall be smooth, unobstructed and free of all pockets, cavities and depressions in the seat area. Valves made with a tapping flange shall accept a full size tapping cutter.
9. The body, bonnet and O-ring plate shall be coated both on the interior and exterior with fusion bonded epoxy. Epoxy shall be applied in accordance with AWWA C550 and certified per NSF 61.
10. Each valve shall have the manufacturer's name, the pressure rating, country of origin and the year in which it was manufactured cast on the body. Prior to shipment from the factory, each valve shall be hydrostatically pressure tested according to the requirements of AWWA C509 (and UL/FM where applicable).
11. Valves shall have all component parts cast and assembled in the USA and shall be manufactured by the Clow Valve Company.

COMMITTED TO ENVIRONMENTAL RESPONSIBILITY

Clow Valve Company is committed to protecting our natural resources through environmentally responsible manufacturing practices, including the use of 80+% recycled content in our hydrants and valves.



CLOW
VALVE CO.
ClowValve.com

902 South 2nd Street
Oskaloosa, IA 52577
Ph 641-673-8611
Fx 641-673-8269



REVISION A-2018

*PATENT PENDING

