



PROJECT

CATALOG #

TYPE

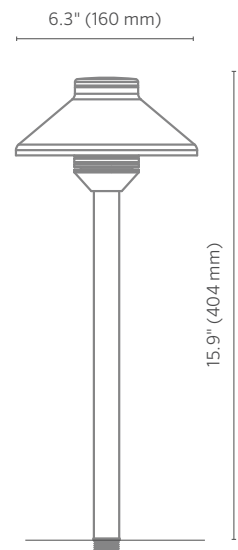
NOTES

JS Path Light DESIGNER PREMIUM

Sleek hat area light in 1 or 3 LED. Copper and brass construction. RGBW capable with **Luxor**® system.

Quick Facts

- Copper/brass construction
- Natural, powder coated, or antiqued copper/brass
- Cree® integrated LEDs
- Tamper-resistant features
- Color temperature filters
- Compatible with Luxor technology
- Phase and PWM dimmable
- Input voltage: 10-15V



JS Path Light SPECIFICATIONS

Output	1LED	3LED	3LEDT	ZDC
Total Lumens[†]	30	90	54	66
Input Voltage	10 to 15V	10 to 15V	10 to 15V	11 to 15V
Input Power (W)	2.0	4.2	4.2	6.0
VA	2.4	4.5	4.5	7.2
Efficacy (Lumens/Watt)	16	22	16	20
Color Rendering Index (CRI)	80+	80+	--	80+
Max Candela	18	40	26	48
Dimming	PWM, Phase**	PWM, Phase**	PWM, Phase**	--
RGBW Available	No	No	No	Yes
Luxor Compatibility				
Default	Zoning	Zoning	--	--
ZD Option	Zoning/Dimming	Zoning/Dimming	Zoning/Dimming	--
ZDC Option	--	--	--	Zoning/Dimming/Color
Minimum Rated Life (L70)	50,000 Hrs	50,000 Hrs	50,000 Hrs	50,000 Hrs

** For optimal performance, use a trailing-edge, phase-cut dimmer.

† Measured using the 3,900K CCT lens. Multipliers for other CCTs include 0.80 (2,700K), 0.65 (4,500K), and 0.65 (5,200K).

JS Path Light SPECIFICATIONS

FX Luminaire

FX Luminaire is an industry-leading manufacturer of landscape and architectural lighting products with a focus on the advancement of LED technology and digital lighting control with zoning, dimming, and color adjustment capabilities. We offer a full spectrum of specification-driven lighting fixtures that can be utilized to create elegant, cutting-edge landscape lighting systems for commercial or residential applications. Our products are available exclusively via our extensive professional distributor network.

Materials

Machined C360 brass cap and reducer with stainless hardware. Spun C110 copper top/shade and extruded C110 copper riser.

Socket

Socket contains MoistureBlock™ technology, preventing moisture from wicking up into sealed areas of the fixture.

Wiring

18 AWG (1 mm); SPT-1W; 220°F (105°C); 300V; 3.6' (1.1 m) length with 12" (305 mm) riser.

Lamp

Integrated module with Cree LEDs. Gold-plated connectors and conformal coated for maximum reliability and corrosion resistance. Proprietary on-board intelligent driver uses firmware-controlled temperature regulation, maximizing LED life. Field upgradeable and replaceable, the LEDs are rated to 50,000 hrs. Maximum drive current: 1 A.

Optics

Polycarbonate color temperature adjustment lenses included with fixture: 2,700K (preinstalled), 3,900K (no lens) 4,500K, and 5,200K. Conical reflector maximizes distribution according to riser height. Color temperature lenses field serviceable.

Power

Input 10-15 VAC/VDC, 50/60Hz. Remote transformer required (specify separately).

Housing

Machined brass housing with capacity for 1LED integrated LEDs.

Riser

3/4" (19 mm) copper riser with press-fit brass fittings inserted at 2,000+ lbs (900+ kg) of pressure, eliminating the need for adhesives or fasteners.

Threads

Machined brass fitting with 1/2"-14 (13 mm) NPSM threads.

Lens

Frosted polycarbonate lens with high tolerance for thermal expansion, stress, and abuse.

Hardware

Includes 12" (305 mm) ABS slotted installation spike.

Finish

Options of natural copper/brass finish, or antiqued finish with brushed (Antique Bronze) or tumbled (Antique Tumbled) effect. Antique finishes sealed with a clear TGIC powder coat layer. Brass accent pieces (cap and reducer) remain natural (not powder coated) for powder coat finishes.

Ambient Operating Temperature

0°F to 140°F (-18°C to 60°C)

Weight

4.0 lbs. (1.8 kg)

Wildlife-Friendly Lighting

When used with the 3LEDT Output option, this fixture is Wildlife Lighting Certified by the Florida Fish and Wildlife Conservation Commission.

Installation Requirements

Designed for installation in the downward lighting direction only.

Manufacturing

9001:2015 certified facility

Control

ZD or ZDC options utilize Luxor technology to zone light fixtures in up to 250 groups, dim each group in 1% increments between 0 and 100%, or change to one of 30,000 colors with RGBW LEDs. Select the ZD option for zoning/dimming or ZDC for zoning/dimming/color. Standard fixture is zoneable with Luxor.

Sustainability

Innovation meets conservation in the design and manufacturing of our products. Where we can, we use recycled materials while maintaining superior functionality. Our LED products provide high-quality light at optimal energy efficiency, lifespan, and durability.

International Compliance

Compliant per IEC 60598-1 and IEC 60598-2-7 when used with ground mount ("GM-XX") accessory, or alternate mount greater than or equal to IP65.













Warranty

10-year limited warranty.

Listings



JS Path Light ORDERING INFORMATION

Fixture	Luxor Option	Output	Riser	Finish
JS*	■ [default] Zone	■ 1LED 30 Lumens	■ 08RA 8" (203 mm) Riser	■ CU Natural Copper  ■ FW Flat White 
	■ ZD Zone/Dim	■ 3LED 90 Lumens	■ 12RA 12" (305 mm) Riser	■ BZ Bronze Metallic  ■ AL Almond 
		■ 3LEDT** Wildlife-Friendly Amber (585-595 nm)	■ 18RA 18" (457 mm) Riser	■ DG Desert Granite  ■ SV Silver 
	■ ZDC Zone/Dim/Color	■ [default] 66 Lumens	■ 24RA 24" (610 mm) Riser	■ WI Weathered Iron  ■ AB Antique Bronze 
			■ 36RA 36" (914 mm) Riser	■ FB Black  ■ AT Antique Tumbled 
				■ WG White Gloss  ■ NP Nickel Plate 

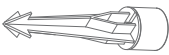





EXAMPLE FIXTURE CONFIGURATION: JS-ZD-3LED-24RA-SV

* Ships with Long Slot Spike (250015840000)


** Available with ZD Luxor option and CU, AB, or AT finishes only



MOUNTING OPTIONS: Specify Separately

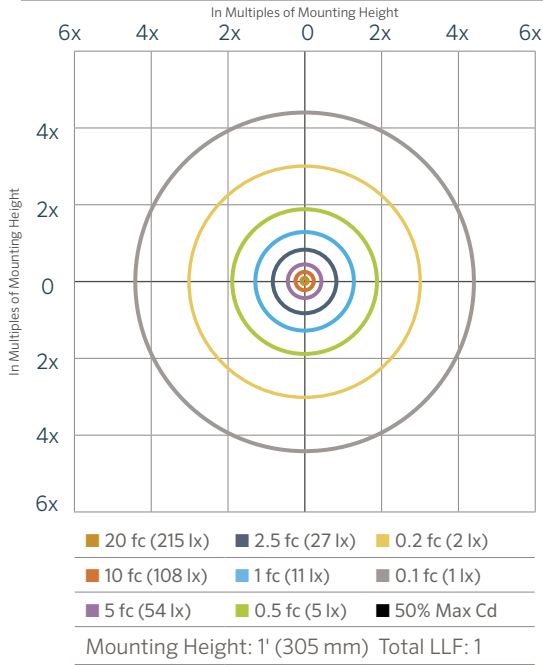
Mounts	Code	
■ SUPER J-BOX 2.5" (64 mm) x 12" (305 mm)	SJ-XX*	
■ POST MOUNT 2.5" (64 mm) x 13" (330 mm)	PM-XX*	
■ GROUND MOUNT 2.7" (67 mm) Diameter	GM-XX*	
■ VERSABOX® 2.2" (57 mm) x 1.5" (39 mm)	VB-050-XX*	
■ PROAIM RATCHETING SPIKE 4.0" (102 mm) x 4.0" (102 mm)	PARS	
■ 3-PRONG SPIKE 5.1" (129 mm) x 9" (229 mm)	2500200-20000	

RISER OPTIONS: Specify Separately

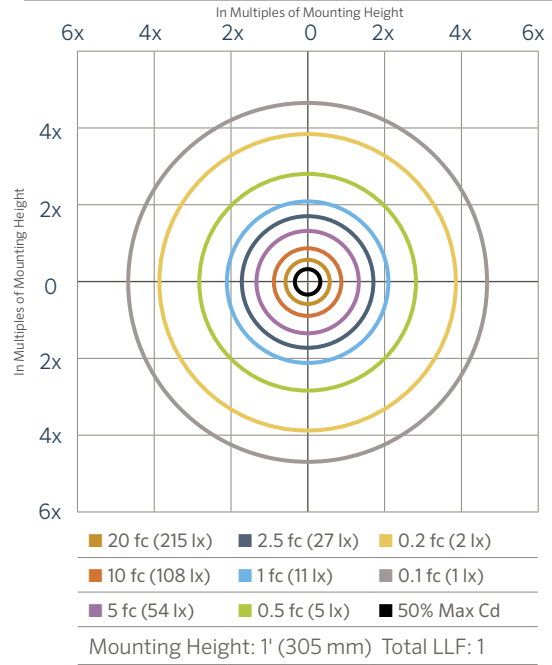
Riser	Code	
■ COPPER RISER 1.0" (25 mm) Diameter	YY-R-GT-XX*	

*YY = riser height in inches (6" increments between 6" and 36"; 150 mm increments between 150 mm and 900 mm), XX = finish code)

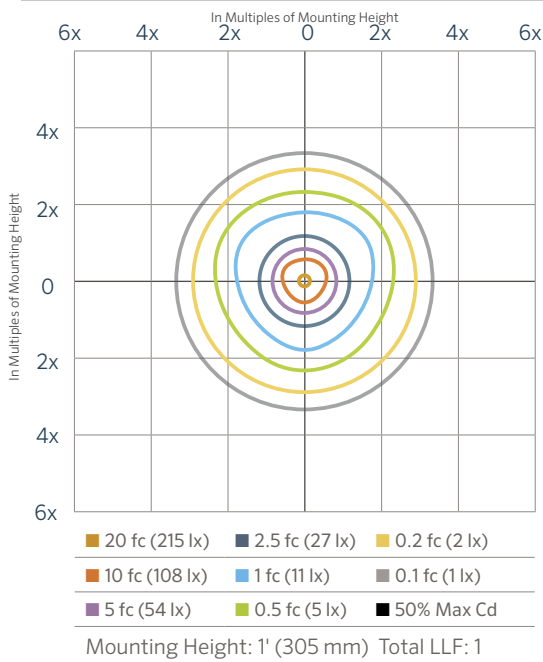
JS 1LED Isofootcandle Plot



JS 3LED Isofootcandle Plot



JS 3LEDT Isofootcandle Plot



JS ZDC Isofootcandle Plot

