


TL-TA2 (8 Inch)

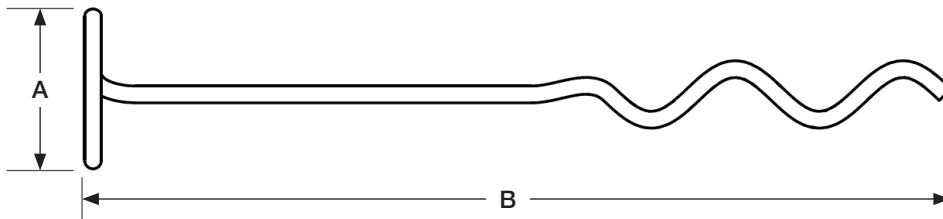
The TL-TA2 holds all types of erosion control and soil stabilization blanket matting securely in place reducing the need to use sod staples that are hard to install.

FEATURES / BENEFITS

- Quick and easy to install with a standard electric drill
- Superior performance when compared to traditional straight pins
- Eliminates time & labor associated with replacing or reworking pins that have become loose or pulled out altogether
- The patent pending innovative design of the installation chuck allows the TL-TA2 to be installed to full depth without damaging the mat
- Integrated top coil form eliminates the need for a washer, spreads the load and helps secure the matting in place
- Extended tip allows faster placement and enhanced interaction with matting on install
- Specifically designed for use in tougher soils



SPECIFICATION



Dimensions	Length (in.)
A	1.38
B	7.87

Material	Galvanized Steel
----------	------------------

INSTALLATION TOOLS



Chuck
(3.5 in)

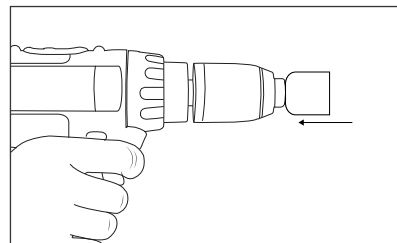


Extended
Chuck
(19.3 in)

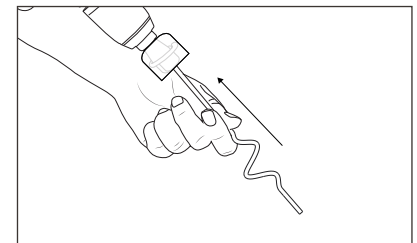
For more information contact us or visit our website - www.gripple.com

INSTALLATION

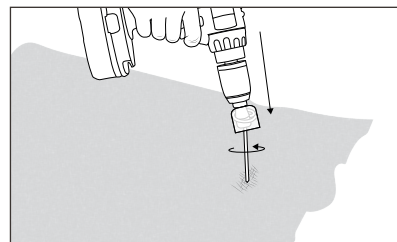
1.



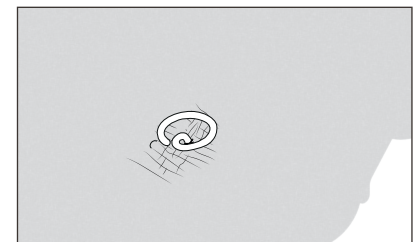
2.



3.

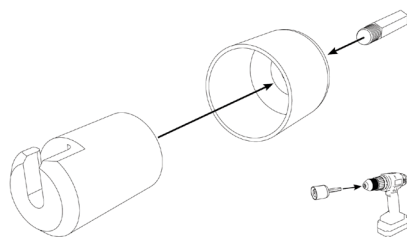


4.



For more information on how to install the TL-TA2 visit our Youtube channel - GrippleTV. Alternatively see Installation Guidelines & Procedures.

CHUCK ASSEMBLY



PI-TLTA2-8IN-US

www.gripple.com

Gripple's policy is one of continuous development and innovation. We therefore reserve the right to alter specifications, etc. without notice.

Proper considerations should be given to underground services before installing.

Gripple Inc | 1611 Emily Lane | Aurora, IL 60502 | USA

Tel +1 866 474 7753 Fax +1 800 654 0689 email grippleinc@gripple.com