

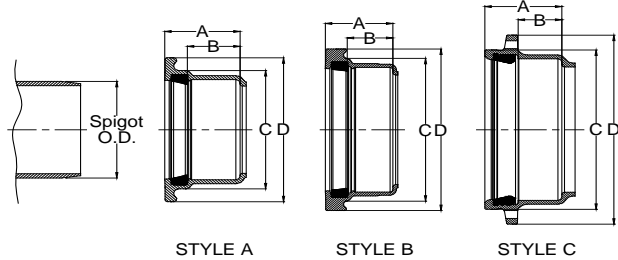
HARCO DUCTILE IRON IPS GASKETED FITTINGS

DESIGN DATA

Applicable Standards:

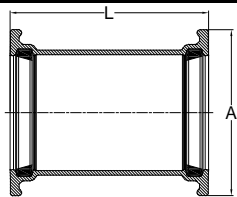
Ductile Iron: ASTM A536, Grade 65 - 45 - 12, 80 - 55 - 06
 Joints: ASTM D-3139; AWWA C153
 Gaskets: ASTM F477; SBR Std, EPDM & Nitrile avail
 Pressure Rating: 350psi per AWWA C153
 Coatings: Bituminous, AWWA C153, Standard
 Cement Lining, AWWA C153
 Coal Tar Epoxy, AWWA C210
 Fusion Bond Epoxy, AWWA C116
 Protecto 401

BELL SPECIFICATIONS



SIZE	A	B	C	D	Spigot O.D.	STYLE
1½	2.6	1.7	2.9	4.6	1.9	A
2	2.8	1.7	3.4	5.2	2.4	A
2½	2.8	1.7	4.0	5.7	2.9	A
3	3.0	1.7	4.8	6.5	3.5	A
4	3.9	2.8	5.8	7.5	4.5	A
5	4.2	3.0	6.8	8.6	5.6	A
6	4.4	3.1	8.1	9.9	6.6	A
8	5.0	3.5	10.3	12.0	8.6	A
10	5.8	4.1	12.7	14.8	10.8	B
12	6.1	4.1	14.9	17.0	12.8	B
14	7.3	4.1	17.6	20.9	15.3	C
16	7.8	4.6	19.7	23.3	17.4	C

REPAIR COUPLING (Knock-On)

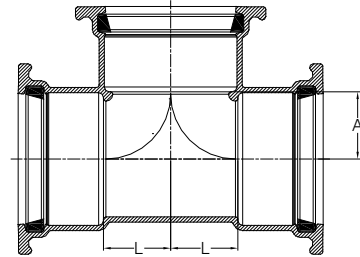


SIZE	PART #	A	L	WT (approx)
1½	80040	4.6	8.0	5.0
2	80140	5.2	8.0	5.2
2½	80240	5.7	8.5	6.3
3	80340	6.5	9.0	8.8
4	80440	7.5	9.0	11.3
5	80540	8.6	11.0	16.3
6	80640	9.8	12.0	22.0

REPAIR COUPLING (Knock-On) (continued)

SIZE	PART #	A	L	WT (approx)
8	80840	12.0	13.0	32.4
10	81040	14.8	15.0	56.7
12	81240	17.0	15.0	70.9
14	81440MJ	20.9	15.0	110
16	81640MJ	23.3	15.0	123
18	81840MJ			

TEE (G x G x G)



SIZE	PART #	A	L	WT (approx)
1½ x 1½ x 1½	8000000	1.1	1.1	6.4
2 x 2 x 2	8010101	1.4	1.4	8.4
2 x 2 x 2½	8010102	1.4	1.6	8.9
2 x 2 x 3	8010103	1.5	1.8	10.2
2½ x 2½ x 2	8020201	1.6	1.4	9.1
2½ x 2½ x 2½	8020202	1.6	1.6	10.0
2½ x 2½ x 3	8020203	1.6	2.1	11.6
3 x 2½ x 2½	8030202	1.6	2.0	11.1
3 x 3 x 2	8030301	2.0	1.4	11.7
3 x 3 x 2½	8030302	2.0	1.6	12.2
3 x 3 x 3	8030303	2.0	2.0	13.8
4 x 4 x 2	8040401	2.5	1.4	16.3
4 x 4 x 2½	8040402	2.5	1.6	16.7
4 x 4 x 3	8040403	2.5	2.0	18.4
4 x 4 x 4	8040404	2.5	2.5	21.5
6 x 6 x 2	8060601	3.5	1.3	24.6
6 x 6 x 2½	8060602	3.5	1.6	25.5
6 x 6 x 3	8060603	3.5	2.0	27.6
6 x 6 x 4	8060604	3.5	2.5	30.8
6 x 6 x 6	8060606	3.5	3.5	37.2
8 x 8 x 3	8080803	4.6	2.0	39.1
8 x 8 x 4	8080804	4.6	2.5	43.7
8 x 8 x 6	8080806	4.5	3.5	49.8
8 x 8 x 8	8080808	4.5	4.5	59.3
10 x 10 x 4	8101004	5.7	2.5	67.6
10 x 10 x 6	8101006	5.6	3.5	76.4
10 x 10 x 8	8101008	5.6	4.6	86.4
10 x 10 x 10	8101010	5.6	5.6	105.4
12 x 12 x 6	8121206	6.7	3.5	96.0
12 x 12 x 8	8121208	6.7	4.6	107.4
12 x 12 x 12	8121212	6.7	6.7	141.3
14 x 14 x 14	8141414	7.8	7.8	286.4
16 x 16 x 16	8161616	9.1	9.1	335.3
18 x 18 x 18	8181818MJ	from	SIGMA	435.0

Notes:

- All lay lengths & weights are approximate and subject to change without notice
- Fabricated fitting configurations may vary

Bell & Spigot Specification Note:

- 1½" - 12": Bells and Spigots are IPS size
- 14" - 18": Bells and Spigots are Ductile Iron Pipe Size (DIPS) for AWWA C905 PVC Pipe or Ductile Iron Pipe

Call For Other Sizes, Configurations & Gasket Materials



THE HARRINGTON CORPORATION

P.O. BOX 10335 • LYNCHBURG, VIRGINIA 24506 • 3721 COHEN PLACE • LYNCHBURG, VIRGINIA 24501
 PHONE: (434) 845-7094 • FAX: (434) 845-8562 • E-MAIL: sales@harcofittings.com • WEB: www.harcofittings.com