




HOUSTON CATALOG

WWW.KEYSTONEHARDSCAPES.COM



PAVERS | WALLS | OUTDOOR LIVING
Volume II



HARINGTON® 3-PC



Just imagine the possibilities...


A backyard sanctuary to relax and recharge, a gathering space to entertain family and friends, a stunning driveway and walkways to make a great first impression... every day Keystone Hardscapes helps turn dreams like these into realities.

At Keystone Hardscapes, we are committed to providing unrivaled product selection, quality and customer service. Since the 1980s, our products have been installed in thousands of residential and commercial properties. Our innovative and versatile paving, wall and outdoor living elements continue to be favorites of homeowners, contractors, designers and developers alike.

Keystone Hardscapes is where beauty and functionality meet; where outdoor dreams come to life.

Locally made products, nationally trusted brand. No need to put off until tomorrow what we can build together today. Trust us to help transform your residential or commercial property.

www.keystonehardscapes.com



VINTAGE STONE®

CONTENTS

GALLERY

- 6 OUTDOOR LIVING
- 12 DRIVEWAYS
- 18 POOLS

PAVER COLLECTION

PERMEABLE PAVERS

- 25 ECO-CITYLOCK®
- 26 ECO-PANORAMA™ DEMI
- 27 GRASSTONE™ I

STANDARD PAVERS

- 29 ADA DETECTABLE WARNING PAVER
- 31 CITYSTONE™ DEMI & SUPRA
- 33 CUMBERLAND COMBO
- 35 GRANETTE SETTS
- 37 HOLLAND STONE
- 39 PANORAMA™ DEMI & SUPRA
- 41 PLAZA STONE 3-PC COMBO
- 43 VENETIAN®
- 45 VINTAGE STONE®

RETAINING WALL COLLECTION

STRUCTURAL WALLS

- 49 REGAL STONE PRO® - MEDLEY
- 51 REGAL STONE PRO® - ROCKFACE

LANDSCAPE WALLS

- 53 HARINGTON® 3-pc
- 55 HARINGTON® FREESTANDING 3-pc
- 57 RUMBLESTONE® COLLECTION
- 59 12" RETAINING WALL
- 61 WALL CAPS

A large outdoor patio area with a brick floor, a dining table, and a fireplace. The patio is covered by a roof with exposed wooden beams and a ceiling fan. A dining table with chairs is set up in the center. To the left, there is a fireplace with a decorative metal piece above it. The floor is made of large, rectangular bricks in various shades of brown and tan. The text "OUTDOOR LIVING" is overlaid in the center of the image.

OUTDOOR LIVING

PLAZA STONE



VENETIAN®





PLAZA STONE / HARINGTON® FREESTANDING 3-PC



PLAZA STONE 3-PC COMBO




PANORAMA™ DEMI & SUPRA / HARINGTON® FREESTANDING 3-PC



DRIVEWAYS

VENETIAN® - TUMBLED



PLAZA STONE 3-PC COMBO



VENETIAN® - TUMBLED






PANORAMA™ DEMI





PLAZA STONE 3-PC COMBO




VENETIAN®

YOUR DREAMS. YOUR BUDGET.™





PANORAMA™ SUPRA / REGAL STONE PRO® - ROCKFACE 3-PC



FINISHES AVAILABLE:



STANDARD
Traditional machine-molded finish with beveled edges.



TUMBLED
Tumbled finish reminiscent of Old World European charm.

VENETIAN® / HARINGTON® FREESTANDING 3-PC



CONTENTS

PAVER COLLECTION

PERMEABLE PAVERS

- 25 ECO-CITYLOCK®
- 26 ECO-PANORAMA™ DEMI
- 27 GRASSTONE™ I

STANDARD PAVERS

- 29 ADA DETECTABLE WARNING PAVER
- 31 CITY STONE™ DEMI & SUPRA
- 33 CUMBERLAND COMBO
- 35 GRANETTE SETTS
- 37 HOLLAND STONE
- 39 PANORAMA™ DEMI & SUPRA
- 41 PLAZA STONE 3-PC COMBO
- 43 VENETIAN®
- 45 VINTAGE STONE®



ECO-CITYLOCK®

Who says it has to be industrial-looking? Permeable pavers perform as structural pavement and can reduce or eliminate stormwater detention. These pavers provide 100% pervious surfaces that infiltrate, filter, and decrease stormwater runoff rates and pollutant loads. Permeable pavers increase site infiltration helping maintain pre-development runoff volumes, peak flows and time of concentration.



#314 - 4x8



#315 - 5x10



AVAILABLE COLORS

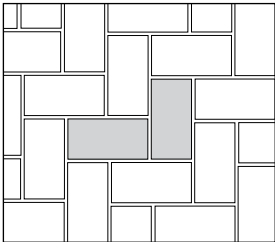


Antique Buff (4x8)



Antique Pewter (5x10)

INSTALLATION PATTERN

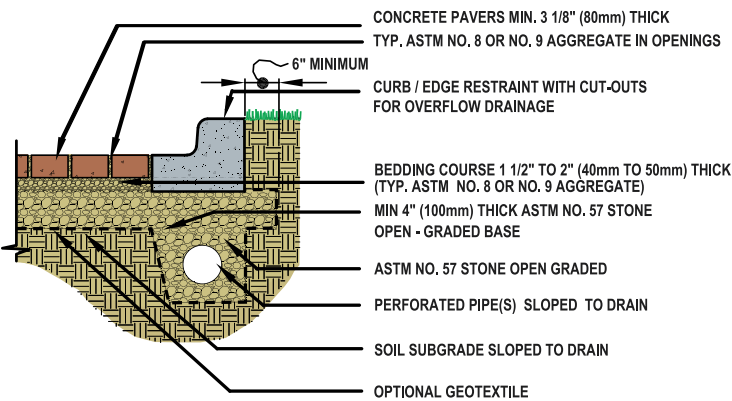


Herringbone

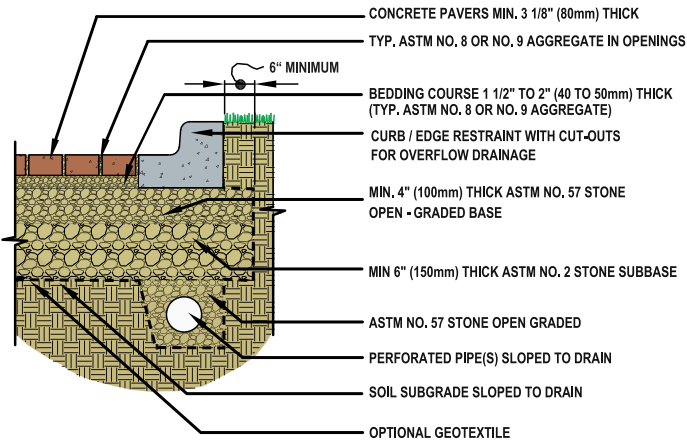
SPECIFICATIONS

	HEIGHT	DIMENSIONS	WEIGHT	STONES/PALLET	PALLET WT.	STONES/SQ.FT.	SQ.FT./PALLET	PRODUCT NO.
4x8	60mm	4"W x 8"L x 3 1/8"H	12.9 lbs	480	2,880 lbs	4.5	107	#314
5x10	80mm	5"W x 10"L x 3 1/8"H	12.9 lbs	280	3,612 lbs	2.88	97	#315

PERMEABLE PAVERS TREATMENT



PERMEABLE PAVERS TREATMENT AND DETENTION



Colors printed here are as true a match as the printing process will allow. For best matching results, please refer to actual samples.

ECO-PANORAMA™ Demi

The Eco-Panorama series features rectilinear shapes, riven surfaces, and rounded edges which recall the timeless appeal of weathered cut flagstone. These permeable pavers perform as structural pavement and reduce or eliminate stormwater detention. These pavers provide 100% pervious surfaces that infiltrate, filter, and decrease stormwater runoff rates and pollutant loads.



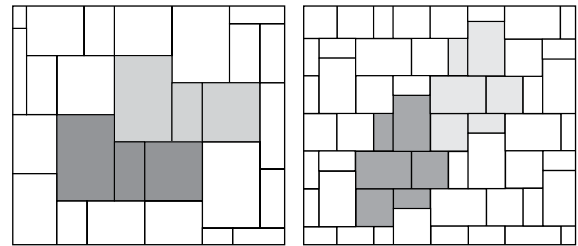
AVAILABLE COLORS



Antique Buff

Antique Tan

INSTALLATION PATTERNS



Demi Pattern 1

Demi Pattern 2

SPECIFICATIONS

		HEIGHT	DIMENSIONS	WEIGHT	STONES/PALLET	PALLET WT.	SQ.FT./PALLET	PRODUCT NO.
Bundled	4x8	80mm	4"W x 8"L x 3 1/8"H	8 lbs	64	3,074 lbs	86	#366
	8x8	80mm	8"W x 8"L x 3 1/8"H	16 lbs	64			
	8x12	80mm	8"W x 12"L x 3 1/8"H	20 lbs	64			

Colors printed here are as true a match as the printing process will allow. For best matching results, please refer to actual samples.



GRASSTONE™ I

Grasstone I, made with an open-void, interlocking lattice design, creates a flat surface for intermittent paving applications. The open void allows for on-site infiltration of stormwater or revegetation. Designs can use topsoil or aggregates in the grid openings depending upon desired effect. The Grasstone I concrete grid stone reinforces grassy areas that are subject to intermittent wheeled light vehicular traffic.




AVAILABLE COLORS



Pewter

INSTALLATION PATTERN



GRASSTONE™

SPECIFICATIONS

	HEIGHT	DIMENSIONS	WEIGHT	STONES/PALLET	PALLET WT.	STONES/SQ.FT.	SQ.FT./PALLET	PRODUCT NO.
Grasstone	101mm	11"W x 22 ¹ / ₁₆ "L x 4"H	44 lbs	48	2,112 lbs	1.68	81	#190

Colors printed here are as true a match as the printing process will allow. For best matching results, please refer to actual samples.





ADA Detectable Warning Paver

The ADA Detectable Warning Paver is an additional guidance provision for wheelchair and pedestrian access to streets, sidewalks and other components of the public right of way. This product will help ensure local jurisdictions and other entities that their facilities are accessible to people with physical or sensory disabilities. The ADA Detectable Warning Paver provides visual as well as textural contrast to conventional publicly utilized pavements.



AVAILABLE COLORS




Charcoal




River Red

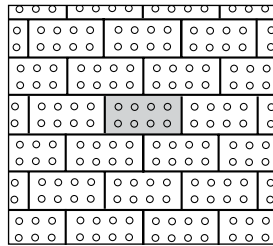
INSTALLATION PATTERNS



Herringbone



Parquet

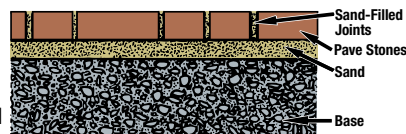


Runner Bond

SPECIFICATIONS

	HEIGHT	DIMENSIONS	WEIGHT	STONES/PALLET	PALLET WT.	STONES/SQ.FT.	SQ.FT./PALLET	PRODUCT NO.
ADA Paver	60mm	3 $\frac{7}{8}$ "W x 7 $\frac{13}{16}$ "L x 2 $\frac{3}{8}$ "H	6.125 lbs	480	2,884 lbs	4.66	103	#200

TYPICAL CROSS SECTION OF CONCRETE PAVER INSTALLATION





Colors printed here are as true a match as the printing process will allow. For best matching results, please refer to actual samples.



CITYSTONE™ Demi & Supra

Offering all the features of the original Panorama™ paver with a sleek contemporary look. Let this six-piece CityStone series bring your next hardscape design to life with sophistication and richness. CityStone Demi & Supra can also be installed as stand-alone three-piece paving systems.



AVAILABLE COLORS

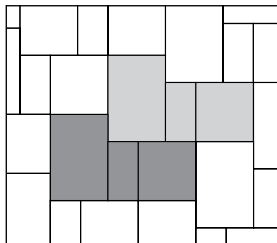


Antique Buff

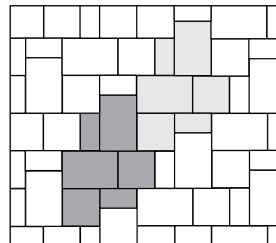


Café

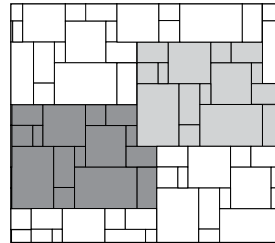
INSTALLATION PATTERNS



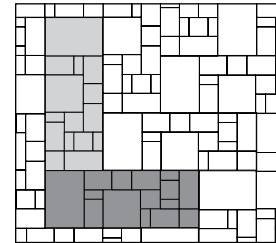
Demi or Supra Pattern 1



Demi or Supra Pattern 2



Demi & Supra Pattern 1
Demi (30%), Supra (70%)



Demi & Supra Pattern 2
Demi (50%), Supra (50%)

SPECIFICATIONS

DEMI

		HEIGHT	DIMENSIONS	WEIGHT	STONES/PALLET	PALLET WT.	STONES/SQ.FT.	SQ.FT./PALLET	PRODUCT NO.
Bundled	4x8	60mm	4"W x 8"L x 2⅜"H	6 lbs	80				
	8x8	60mm	8"W x 8"L x 2⅜"H	12 lbs	80	2,826 lbs	2.33	103	#363
	8x12	60mm	8"W x 12"L x 2⅜"H	18 lbs	80				

SUPRA

(Recommended for Non-vehicular Applications)

		HEIGHT	DIMENSIONS	WEIGHT	STONES/PALLET	PALLET WT.	STONES/SQ.FT.	SQ.FT./PALLET	PRODUCT NO.
Bundled	8x16	60mm	8"W x 16"L x 2⅜"H	24 lbs	20				
	16x16	60mm	16"W x 16"L x 2⅜"H	48 lbs	20	2,845 lbs	0.58	103	#364
	16x24	60mm	16"W x 24"L x 2⅜"H	72 lbs	20				


Colors printed here are as true a match as the printing process will allow. For best matching results, please refer to actual samples.



UNITS SHOWN ARE TUMBLED

CUMBERLAND Combo

Cumberland’s gently undulating surfaces and edges create the timeless, Old World look of quarried basalt sets. This product’s surfaces and joints create a natural look, minimize furniture wobble, and meet gap and lippage requirements of the ADA. Its chamferless edge is ideal for tumbling to create an authentic antiqued look.



AVAILABLE COLORS




INSTALLATION PATTERNS



SPECIFICATIONS


		HEIGHT	DIMENSIONS	WEIGHT	STONES/PALLET	PALLET WT.	STONES/SQ.FT.	SQ.FT./PALLET	PRODUCT NO.
Bundled	3x6	60mm	2.95"W x 5.91"L x 2.36"H	3.1 lbs	160	3,248 lbs	0.121	116	#347
	6x6	60mm	5.91"W x 5.91"L x 2.36"H	6.8 lbs	160		0.243		
	6x9	60mm	5.91"W x 8.86"L x 2.36"H	10.1 lbs	160		0.364		

Colors printed here are as true a match as the printing process will allow. For best matching results, please refer to actual samples.



GRANETTE SETTS

The seven asymmetrically shaped Granette Setts stones bring a European flair to concrete paving. Random pattern installations give the illusion of a true Old World cobble stone pavement. Garden paths, terrace decks and plazas – the combination of unique shapes and textures add a historic elegance to any project.



AVAILABLE COLORS

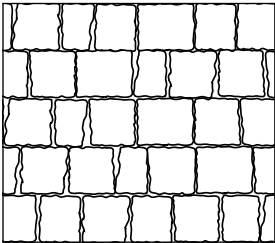


Antique Pewter



Charcoal

INSTALLATION PATTERNS



Runner Bond

SPECIFICATIONS

		HEIGHT	DIMENSIONS	WEIGHT	STONES/PALLET	PALLET WT.	STONES/SQ.FT.	SQ.FT./PALLET	PRODUCT NO.
Bundled	A	60mm	3.62"W x 4.02"L x 2.36"H	2.8 lbs	160	2,400 lbs	0.101	95	#405
	B	60mm	2.68"W x 3.62"L x 2.36"H	1.9 lbs	160		0.067		
	C	60mm	2.28"W x 3.62"L x 2.36"H	1.5 lbs	160		0.057		
	D	60mm	3.43"W x 3.62"L x 2.36"H	2.0 lbs	160		0.086		
	E	60mm	2.95"W x 3.62"L x 2.36"H	2.1 lbs	160		0.074		
	F	60mm	3.43"W x 3.62"L x 2.36"H	2.4 lbs	160		0.086		
	G	60mm	3.35"W x 3.62"L x 2.36"H	2.3 lbs	160		0.084		

Colors printed here are as true a match as the printing process will allow. For best matching results, please refer to actual samples.



HOLLAND STONE

With the renowned durability of interlocking pavers, Holland Stone offers the Old World charm of a simple paver shape. The rectangular shape of Holland Stone can be installed in a number of fascinating patterns to produce simple or intricate designs. Mix these patterns with any of the available standard colors or combination of colors to maximize almost unlimited design potential.



AVAILABLE COLORS



Antique Buff



Antique Pewter



Antique Red



Antique Tan



Antique Terra Cotta



Buff



Charcoal



Dark Brown



Georgia Blend



Limestone



Old Town Blend



Pewter



River Red

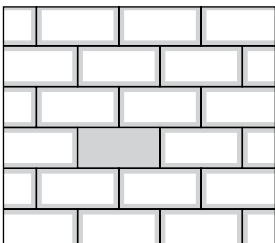


Tan

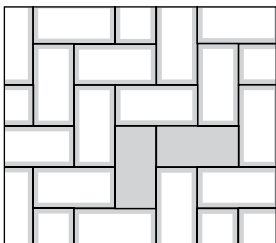


Terra Cotta


INSTALLATION PATTERNS



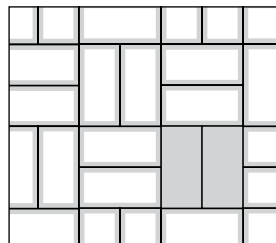
Runner Bond



90° Herringbone



45° Herringbone



Parquet

SPECIFICATIONS

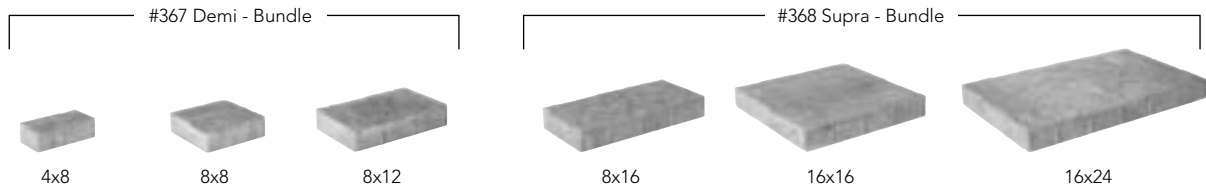
	HEIGHT	DIMENSIONS	WEIGHT	STONES/PALLET	PALLET WT.	STONES/SQ.FT.	SQ.FT./PALLET	PRODUCT NO.
Holland Stone	60mm	3 $\frac{3}{8}$ "W x 7 $\frac{13}{16}$ "L x 2 $\frac{3}{8}$ "H	6 lbs	480	2,884 lbs	4.66	103	#217

Colors printed here are as true a match as the printing process will allow. For best matching results, please refer to actual samples.



PANORAMA™ Demi & Supra

Panorama Demi & Supra combine the look of a natural stone with the ease of installation that interlocking pavers offer. Let this six-piece Panorama Series bring your next hardscape design to life with sophistication and style. Panorama Demi & Supra can also be installed as stand-alone three-piece paving systems.



AVAILABLE COLORS



Blue Stone

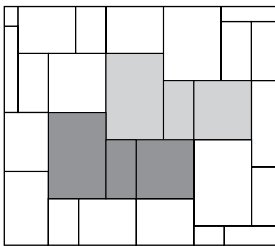


Café

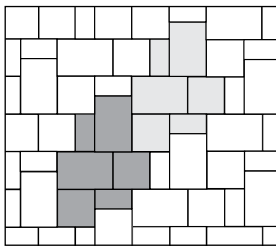


Travertine

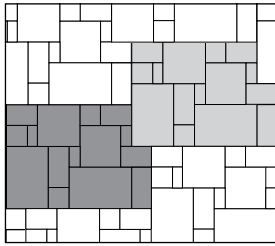
INSTALLATION PATTERNS



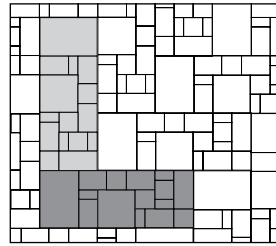
Demi or Supra Pattern 1



Demi or Supra Pattern 2



Demi & Supra Pattern 1
Demi (30%), Supra (70%)



Demi & Supra Pattern 2
Demi (50%), Supra (50%)

SPECIFICATIONS

DEMI

		HEIGHT	DIMENSIONS	WEIGHT	STONES/PALLET	PALLET WT.	STONES/SQ.FT.	SQ.FT./PALLET	PRODUCT NO.
Bundled	4x8	60mm	4"W x 8"L x 2⅝"H	6 lbs	80	2,826 lbs	2.33	103	#367
	8x8	60mm	8"W x 8"L x 2⅝"H	12 lbs	80				
	8x12	60mm	8"W x 12"L x 2⅝"H	18 lbs	80				

SUPRA

(Recommended for Non-vehicular Applications)

		HEIGHT	DIMENSIONS	WEIGHT	STONES/PALLET	PALLET WT.	STONES/SQ.FT.	SQ.FT./PALLET	PRODUCT NO.
Bundled	8x16	60mm	8"W x 16"L x 2⅝"H	24 lbs	20	2,845 lbs	0.58	103	#368
	16x16	60mm	16"W x 16"L x 2⅝"H	48 lbs	20				
	16x24	60mm	16"W x 24"L x 2⅝"H	72 lbs	20				

Colors printed here are as true a match as the printing process will allow. For best matching results, please refer to actual samples.



PLAZA STONE 3-pc Combo

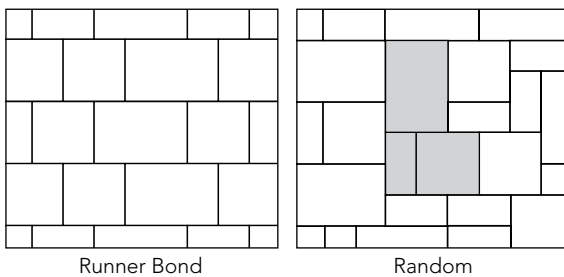
A timeless paving stone with a soft "pillow top" surface profile; it creates a gentle and warm effect by combining the soft curved edges of the rectangular and square stones. Plaza Stone 3-pc Combo (Tw|Sq|Rec) is available in several colors to accommodate the most discriminating tastes.



AVAILABLE COLORS



INSTALLATION PATTERNS



SPECIFICATIONS


		HEIGHT	DIMENSIONS	WEIGHT	STONES/PALLET	PALLET WT.	STONES/SQ.FT.	SQ.FT./PALLET	PRODUCT NO.
Bundled	Twinkie	60mm	2 ¹¹ / ₁₆ "W x 5 ⁷ / ₁₆ "L x 2 ³ / ₈ "H	2.8 lbs	120	2,971 lbs	4.53	106	#641
	Square	60mm	5 ⁷ / ₁₆ "W x 5 ⁷ / ₁₆ "L x 2 ³ / ₈ "H	6 lbs	180				
	Rectangle	60mm	5 ⁷ / ₁₆ "W x 8 ³ / ₁₆ "L x 2 ³ / ₈ "H	9 lbs	180				

Colors printed here are as true a match as the printing process will allow. For best matching results, please refer to actual samples.



VENETIAN®

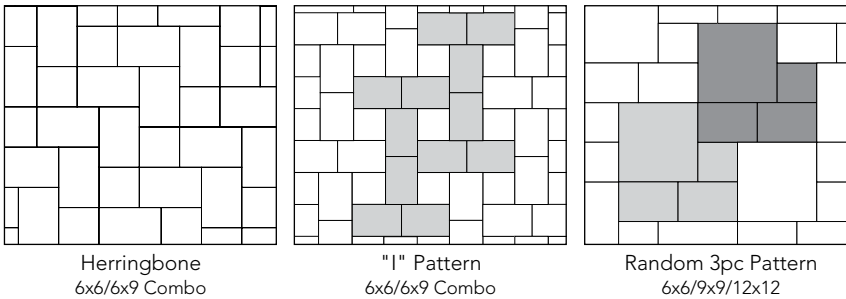
A uniquely attractive cleft surface sets Venetian apart from ordinary pavers. This texture allows for a dynamic interaction with sunlight and evokes the timeless beauty of flagstone. The larger scale of Venetian pavers lends itself to both stately residential settings and more expansive commercial applications.



AVAILABLE COLORS



INSTALLATION PATTERNS



SPECIFICATIONS


		HEIGHT	DIMENSIONS	WEIGHT	STONES/PALLET	PALLET WT.	STONES/SQ.FT.	SQ.FT./PALLET	PRODUCT NO.
Bundled	6x6	60mm	5 ⁷ / ₈ "W x 5 ⁷ / ₈ "L x 2 ³ / ₈ "H	6.7 lbs	200	2,660 lbs	4.2	95	#267
	6x9	60mm	5 ⁷ / ₈ "W x 8 ⁷ / ₈ "L x 2 ³ / ₈ "H	10 lbs	100		2.8		
	12x12	60mm	11 ¹³ / ₁₆ "W x 11 ¹³ / ₁₆ "L x 2 ³ / ₈ "H	26.7 lbs	120	3,204 lbs	1	120	#270

Colors printed here are as true a match as the printing process will allow. For best matching results, please refer to actual samples.



VINTAGE STONE®

The Vintage Stone product line delivers scale, color, and modular design options for a unique pavement expression. The truly random pattern of Vintage Stone creates an infinite number of impression possibilities, making it one of the most popular design elements for pavements today. Vintage Stone is available in tumbled antiqued texture. Add the Giant Vintage Stone to open up a larger scale for more elegant designs.




AVAILABLE COLORS



Valley View Blend

INSTALLATION PATTERNS



SPECIFICATIONS

		HEIGHT	DIMENSIONS	WEIGHT	STONES/PALLET	PALLET WT.	STONES/SQ.FT.	SQ.FT./PALLET	PRODUCT NO.
Bundled	3x6	60mm	2 ⁷ / ₈ "W x 5 ¹³ / ₁₆ "L x 2 ³ / ₈ "H	3.5 lbs	160	3,248 lbs	8.6	116	#293
	6x6	60mm	5 ¹³ / ₁₆ "W x 5 ¹³ / ₁₆ "L x 2 ³ / ₈ "H	6.7 lbs	160		4.2		
	6x9	60mm	5 ¹³ / ₁₆ "W x 8 ³ / ₄ "L x 2 ³ / ₈ "H	10.1 lbs	160		2.8		
	9x9	60mm	8 ³ / ₄ "W x 8 ³ / ₄ "L x 2 ³ / ₈ "H	15.4 lbs	200	3,080 lbs	1.8	110	#280

Colors printed here are as true a match as the printing process will allow. For best matching results, please refer to actual samples.



HARINGTON® FREESTANDING 3-PC

A stone fire pit with a fire burning inside, surrounded by a stone retaining wall and patio furniture.

CONTENTS

RETAINING WALL COLLECTION

STRUCTURAL WALLS

- 49 REGAL STONE PRO® - MEDLEY
- 51 REGAL STONE PRO® - ROCKFACE


LANDSCAPE WALLS

- 53 HARINGTON® 3-PC
- 55 HARINGTON® FREESTANDING 3-PC
- 57 RUMBLESTONE® COLLECTION
- 59 12" RETAINING WALL
- 61 WALL CAPS



REGAL STONE PRO® - Medley

The Regal Stone Pro - Medley is a proven solution for commercial and residential applications. Featuring a dependable and easy rear lip installation, Regal Stone Pro creates an attractive and cost-effective solution for architects, engineers and contractors. Scored and straight split units combine to achieve the beauty of a three-piece stone system with the efficiencies of a single unit installation.



AVAILABLE COLORS



Antique Buff



Antique Tan

SPECIFICATIONS

		HEIGHT	WIDTH	DEPTH	WEIGHT	UNITS/PALLET	PALLET WT.	FACE FT./PALLET	BATTER	PRODUCT NO.
Bundled	Left Score	8"	18"	12"	80 lbs	36	2,560 lbs	36	7.1°	#888
	Straight	8"	18"	12"	80 lbs					
	Right Score	8"	18"	12"	80 lbs					

Colors printed here are as true a match as the printing process will allow. For best matching results, please refer to actual samples.



REGAL STONE PRO® - RockFace

A full one-square-foot face complemented by a natural texture makes the Regal Stone Pro - RockFace a beautiful addition to any landscape. Behind the handsome, rugged exterior is a hollow core that lightens the unit for easy handling and installation. Rear lip installation and engineering innovation make Regal Stone Pro the right choice for even the most challenging wall designs.



AVAILABLE COLORS



Pecan



Tan

SPECIFICATIONS


	HEIGHT	WIDTH	DEPTH	WEIGHT	UNITS/PALLET	PALLET WT.	FACE FT./PALLET	BATTER	PRODUCT NO.
RockFace	8"	18"	12"	80 lbs	45	2,880 lbs	45	7.1°	#818

Colors printed here are as true a match as the printing process will allow. For best matching results, please refer to actual samples.




HARINGTON® 3-pc

The Harington 3-pc retaining wall system evokes the texture and look of natural stone, making a striking architectural statement. The hand-hewn facing creates a stone-like appearance while the rear lip eliminates setback and alignment issues to speed construction. Available in blended earth tone colors, these retaining wall units are a reliable, easy-to-install alternative to natural stone walls.



AVAILABLE COLORS



Antique Buff



Antique Tan

SPECIFICATIONS


		HEIGHT	WIDTH	DEPTH	WEIGHT	UNITS/PALLET	PALLET WT.	FACE FT./PALLET	BATTER	PRODUCT NO.
Bundled	Small	6"	6"	12"	28 lbs	20	3,140 lbs	30	10.6°	#876
	Medium	6"	12"	12"	51 lbs	20				
	Large	6"	18"	12"	78 lbs	20				
	6" Straight Corner	6"	18"	9"	78 lbs	40	3,120 lbs	40	n/a	#110894

Colors printed here are as true a match as the printing process will allow. For best matching results, please refer to actual samples.



HARINGTON® FREESTANDING 3-pc

The Harington Freestanding 3-pc wall is crafted with earthen colors and rough-hewn texture making it a top choice for retaining walls. The units are available in three different sizes, giving wall appearance a more random natural look. Create curved or straight freestanding walls in addition to columns, outdoor kitchens and fire features with this versatile system.



AVAILABLE COLORS



Antique Buff



Antique Tan

SPECIFICATIONS

		HEIGHT	WIDTH	DEPTH	WEIGHT	UNITS/PALLET	PALLET WT.	FACE FT./PALLET	PRODUCT NO.
Bundled	Small	6"	6"/4"	9"	20 lbs	16	2,160 lbs	22	#889
	Medium	6"	12"/10"	9"	45 lbs	16			
	Large	6"	18"/16"	9"	70 lbs	16			
6" Straight Corner		6"	18"	9"	78 lbs	40	3,120 lbs	45	#110894

Colors printed here are as true a match as the printing process will allow. For best matching results, please refer to actual samples.



RUMBLESTONE® COLLECTION

Reminiscent of our fondest childhood toys, the innovative RumbleStone collection provides a set of rustic building blocks for your outdoor hardscape projects. Whether your project is simple or complex, large or small, RumbleStone's possibilities for creative expression are as limitless as your inner child's imagination. The seven tumbled RumbleStone sizes can be assembled in an endless variety of configurations and orientations. In addition to simple running bond patterns, the stones can be easily stacked with insets, moved forward and backward, horizontally and vertically, for more aesthetically pleasing visual relief and texture. What will you create?



AVAILABLE COLORS



Café



Sierra Blend

*Retaining Wall Units are available in Café only.

SPECIFICATIONS

		HEIGHT	WIDTH	LENGTH	WEIGHT	UNITS/PALLET	PALLET WT.	PRODUCT NO.
Paver Units	Rectangle	1¾"	7"	10"	13.5 lbs	192	1,944 lbs	#909
	Square	1¾"	7"	7"	3.37 lbs	288	1,944 lbs	#911
	Mini	1¾"	3½"	7"	3.37 lbs	576	1,944 lbs	#913
Retaining Wall Units	Medium	3½"	7"	7"	13.5 lbs	144	1,944 lbs	#917
	Large	3½"	10½"	7"	20.25 lbs	96	1,944 lbs	#919
	Trapezoid	3½"	6½" / 10¼"	7"	16.15 lbs	120	1,938 lbs	#923
	Plank	3½"	3½"	10½"	10.2 lbs	192	1,976 lbs	#924

Round Fire Pit



PRODUCT	PIECES PER PROJECT
Mini	36
Traps	36

Contact your local representative for options on inserts and grates available.

Colors printed here are as true a match as the printing process will allow. For best matching results, please refer to actual samples.

WARNING: Combustion byproducts produced when using this product include carbon monoxide, a chemical known to the State of California to cause birth defects or other reproductive harm.



12" RETAINING WALL

Choose the natural elegance and long-lasting beauty of a concrete garden wall block for your next landscape creation. The perfect complement to residential landscape design, these low-maintenance and easy-to-install units are a beautiful solution for any project from garden beds and tree rings to curved walls and terraces. Environmentally friendly and attractive, these retaining walls flow naturally with your landscape's contours.




Wall Unit



Cap

AVAILABLE COLORS - Wall Unit



Antique Buff




Buff



Limestone



Merriam Blend



Oaks Blend



Pecan



Pewter



River Red



Terra Cotta

AVAILABLE COLORS - Cap



Limestone



River Red



Terra Cotta

SPECIFICATIONS


	HEIGHT	WIDTH	DEPTH	WEIGHT	UNITS/PALLET	PALLET WT.	FACE FT./UNIT	FACE FT./PALLET	PRODUCT NO.
Wall Unit	4"	12"	7"	22 lbs	144	3,161 lbs	.33	46.6	#811
Cap	2"	12"	7½"	15 lbs	120	1,889 lbs	1 L.F.	118.8	#814

Colors printed here are as true a match as the printing process will allow. For best matching results, please refer to actual samples.



WALL CAPS

Add the perfect finishing touch of architectural detail with wall caps. The smaller scale of the caps combine with the larger scale wall unit to give the completed installation a distinctive and unique appearance.



3" Trapezoid Cap



4" Trapezoid Cap

AVAILABLE COLORS - 3" Trapezoid Cap




Antique Buff



Antique Tan

AVAILABLE COLORS - 4" Trapezoid Cap



Antique Buff



Antique Tan



Pecan



Tan

SPECIFICATIONS

	HEIGHT	WIDTH	DEPTH	WEIGHT	UNITS/PALLET	PALLET WT.	LINEAR FT./PALLET	PRODUCT NO.
3" Trapezoid Cap	3"	16.8" / 12"	10.4"	35 lbs	90	3,150 lbs	108	#824
4" Trapezoid Cap	4"	17.1" / 12"	10.4"	47 lbs	63	2,961 lbs	76	#830

Colors printed here are as true a match as the printing process will allow. For best matching results, please refer to actual samples.

ACCESSORIES



NATURAL LOOK SEALER – Water-based penetrating silicone sealer waterproofs and protects concrete, brick, masonry, pavers, and stucco surfaces. Clear sealer does not change the surface appearance. Seals from water, salts, and oils. UV Resistant.

Use For: Driveways • Patios • Walls • Sidewalks • Pre-stress panels • Retaining walls • Tunnels • Loading docks • Bridge columns • Tunnels • Curbs/steps



WET LOOK HIGH GLOSS SEALER – Water-based penetrating silicone sealer waterproofs and enhances the color of concrete, masonry, brick, paver, and natural stone surfaces. Seals from acids, grease, food stains, oil, salt, and more. UV resistant.

Use For: Decorative concrete • Pavers • Natural stone • Exposed aggregate • Brick • Stucco



COMMERCIAL GRADE POLYURETHANE CONSTRUCTION ADHESIVE – High performance, commercial grade adhesive designed for permanently bonding concrete, brick, marble, stone, wood, glass, aluminum, steel, PVC and tile.

Use For: Repairing broken concrete • Bonding retaining wall block and caps



POLYMERIC SAND - Polymeric Sand is a precise mixture of polymer binders and clean natural sand. Polymeric Sand will bond with the pavers/stones adding strength to the joint as well as reliability to the pavement system. It is ideal for use on any paver surface such as sloping areas, driveways, patios, pool decks, sidewalks, etc.

Use For: Driveways • Sidewalks • Pool decks • Patios

BEFORE - NO SEALER



AFTER - WITH SEALER



GEOGRID AND EDGE RESTRAINT



EDGE RESTRAINT



GEOGRID

QUIKRETE

CEMENT & CONCRETE PRODUCTS™

Contact Your Local Representative for availability on the full line of QUIKRETE® products such as bagged concrete mixes, concrete repair products, and masonry products.

COLOR VARIATIONS

As in all natural materials, color in paving stones and wall stones has inherent variations. Paver and wall color is affected by the variances in the raw materials, concrete mixture, moisture content, climactic conditions, and other variations. Therefore, the colors shown are approximate representations of paver and wall colors, but should not be expected to be an exact match of what will be delivered.

THE NATURE OF EFFLORESCENCE

Another cause of color variation in paving stones and wall stones may be the natural phenomenon called efflorescence. Efflorescence, a deposit of white salts consisting of mostly calcium carbonate, may appear as a white powder on the paver or wall surface and in no way affects the structural integrity. This phenomenon occurs in all concrete and although it cannot be completely prevented from occurring, efflorescence generally will weather off and disappear over time or can be removed with cleaners at the job site.





HARINGTON® FREESTANDING 3-PC

NOTICE OF LIMITED WARRANTY: the terms of the Limited Warranty applicable to our products can be found at www.pavestone.com or can be obtained by sending a written request to c/o PAVESTONE, 5 Concourse Parkway, Atlanta, USA.

Manufactured by:

PAVESTONE
830 Brookline Road
Katy, TX 77494
281-391-7283
keystonehardscapes.com



©2019 The QUIKRETE Companies - Patents Pending. • KHS - 3/19

QUIKRETE and its subsidiaries (collectively QUIKRETE) reserve the right to improve its products and make changes to its specification and design without notice. The information contained herein has been compiled by QUIKRETE and to the best of its knowledge, accurately represents Keystone Hardscapes products and how it may be used in the applications which are illustrated. Site conditions, including load pressures acting on the wall, soil types and drainage conditions, may vary. Final determination of the suitability of the product for the use contemplated and the manner of product use are the sole responsibility of the user. Good construction practices and local building codes require the use of an engineered design when constructing retaining walls or free-standing walls in many conditions. Structural design and analysis should be provided by a qualified engineer.