



PAVERS | WALLS | OUTDOOR LIVING





# Why Choose Keystone?



## AMERICAN-MADE WORLD CLASS MANUFACTURING

Keystone is proud to be American-Owned and Made. We manufacture our products across the country at numerous manufacturing facilities.



## NETWORK OF DEALERS & AUTHORIZED CONTRACTORS

You can find our products throughout the country, with sales locations that service both contractors & dealers. We have a valued dealer network who are knowledgeable about our products and have our products on display. We take great pride in providing in-depth regional training programs for contractors to become Authorized Keystone Hardscapes Contractors. To connect with a dealer or authorized contractor in your area, please visit [keystonehardscapes.com](http://keystonehardscapes.com)



## EXPERIENCED PROFESSIONAL ADVICE

We are more than your supplier, we are your partner. We recognize the importance of sales support and inventory. We have a phenomenal team that's trained to be your resource. Our knowledgeable staff provides expertise from sales support and installation techniques, to delivery.



## APPLICATION KEY

### Pavers



Pedestrian



Light Vehicular



Medium Vehicular



Heavy Vehicular



Permeable



ADA Compliant

### Walls



Retaining Walls



Freestanding Walls



Outdoor Living



# Contents

## INSPIRATION

Why Choose Keystone® .....	2-3
Find Your Authorized Contractor .....	4-5

## PAVER COLLECTION

### Pavers

CityStone™ Demi & Supra.....	8-9
Holland Stone.....	10-11
Panorama™ Demi & Supra .....	12-13
Plaza Stone.....	14-15
Plaza Stone 3-pc .....	16-17

## WALL COLLECTION

### Structural Walls

Regal Stone Pro® - RockFace Medley .....	20-21
Regal Stone Pro® - RockFace .....	22-23

### Landscape Walls

Harrington® Freestanding 3-pc .....	24-25
Lenza Wall .....	26-27
Stonegate® - Contemporary .....	28-29
Stonegate® .....	30-31

Wall Caps .....	32-33
-----------------	-------

## FIRE PITS

Stonegate.....	34
----------------	----

## RESOURCES

Color Matrix .....	35
Product Specifications.....	36-37
Popular Laying Patterns .....	38

## KEYSTONE HARDSCAPES WARRANTY INFO

For more information regarding our product warranty visit [keystonehardscapes.com](http://keystonehardscapes.com)





# FIND YOUR AUTHORIZED CONTRACTOR TODAY

Our goal is to provide you with quality paver & wall products for your project. We understand that it's a large investment. If you need help with finding the right contractor for your project, we can help. Our goal is to recommend qualified, knowledgeable hardscape contractors. The hardscape contractors found on our Keystone Authorized Contractor list have shown a proven knowledge on the basics of paver and retaining wall construction and installation. Each company listed has at least one individual on staff that has attended our training course and passed our Installer Exam.

While we try our best to recommend qualified contractors for your project, Keystone does not guarantee the workmanship of the installer. Please ask your selected contractor for references and about any warranty or guarantees they might provide on workmanship.



**Scan the code to  
get in touch with  
our contractors.**

## FOLLOW THESE STEPS TO SELECT THE IDEAL CONTRACTOR TO BRING YOUR PROJECT TO LIFE.

### STEP ONE

It's always a good idea to interview several contractors and find the best match for your project and personality. The contractor you choose will be at your project for days or weeks. Talk about working hours, how many people to expect at the project, what kind of equipment they will be using. Make sure you have a good rapport with the person and communicate your wants and needs.

**Make sure to ask if they are a  
Keystone Hardscapes Authorized Contractor.**

### STEP TWO

Once you decide on the work you want to complete, confirm that the contractor has done that type of work in the past. Ask for pictures, references, or go by other projects they have completed and make sure you are happy with their quality of work.

### STEP THREE

Once you reward the project to a specific contractor, get a written contract of the work to be performed. Make sure you understand the scope of your project and that any changes midway through the project, could result in additional costs to the project.

### STEP FOUR

Once your project is complete, we would love to see finished photos! Photos can be submitted to Keystone Hardscapes at [photos@keystonehardscapes.com](mailto:photos@keystonehardscapes.com). Photos may be used in social media or future catalog publications.





# Utilize our network of authorized contractors to build your happy place

We have a valued distributor network throughout the country who are knowledgeable about our products and have our products on display. We take great pride in providing in-depth regional training programs for contractors to become Authorized Keystone Contractors.



Learn more at [keystonehardscapes.com](http://keystonehardscapes.com)







# LASTING MEMORIES HAPPEN HERE

---

## PAVERS

CITYSTONE™ DEMI & SUPRA

HOLLAND STONE

PANORAMA™ DEMI & SUPRA

PLAZA STONE

PLAZA STONE 3-PC





Colors printed here are as true a match as the printing process will allow. For best matching results, please refer to actual samples.  
Not all products & colors are available in every plant.



# CITYSTONE™ | Demi & Supra



CityStone pavers deliver a sleek, modern style and sophistication. CityStone Demi & Supra can be installed as stand-alone three-piece, or a combined a six-piece, paving system.



**4x8**  
3<sup>15/16</sup>" x 7<sup>7/8</sup>" x 2<sup>3/8</sup>"



**8x8**  
7<sup>7/8</sup>" x 7<sup>7/8</sup>" x 2<sup>3/8</sup>"



**8x12**  
7<sup>7/8</sup>" x 11<sup>13/16</sup>" x 2<sup>3/8</sup>"

**#363 Demi - Bundle<sup>1,2</sup>**



**8x16**  
7<sup>7/8</sup>" x 15<sup>3/4</sup>" x 2<sup>3/8</sup>"



**16x16**  
15<sup>3/4</sup>" x 15<sup>3/4</sup>" x 2<sup>3/8</sup>"



**16x24**  
15<sup>3/4</sup>" x 23<sup>5/8</sup>" x 2<sup>3/8</sup>"

**#364 Supra - Bundle<sup>1</sup>**



Ashley Blend  
(White Cement Color)



Earth Blend



Graphite Blend





Colors printed here are as true a match as the printing process will allow. For best matching results, please refer to actual samples.  
Not all products & colors are available in every plant.



# HOLLAND STONE



Holland Stone offers the charm and versatility of a simple rectangular shape. From simplistic to intricate, pattern options are almost endless. Maximize design potential by combining pattern and color options.



#217  
3<sup>15</sup>/<sub>16</sub>" x 7<sup>7</sup>/<sub>8</sub>" x 2<sup>3</sup>/<sub>8</sub>"



Charcoal



Earth Blend



Old Town Blend

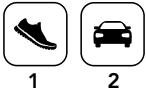




Colors printed here are as true a match as the printing process will allow. For best matching results, please refer to actual samples.  
Not all products & colors are available in every plant.



# PANORAMA™ | Demi & Supra



Let this six-piece series bring your next hardscape design to life with sophistication and style. Panorama Demi and Supra can also be installed as two stand-alone three-piece paving systems.



**4x8**  
3<sup>15</sup>/<sub>16</sub>" x 7<sup>7</sup>/<sub>8</sub>" x 2<sup>3</sup>/<sub>8</sub>"



**8x8**  
7<sup>7</sup>/<sub>8</sub>" x 7<sup>7</sup>/<sub>8</sub>" x 2<sup>3</sup>/<sub>8</sub>"



**8x12**  
7<sup>7</sup>/<sub>8</sub>" x 11<sup>13</sup>/<sub>16</sub>" x 2<sup>3</sup>/<sub>8</sub>"



**8x16**  
7<sup>7</sup>/<sub>8</sub>" x 15<sup>3</sup>/<sub>4</sub>" x 2<sup>3</sup>/<sub>8</sub>"



**16x16**  
15<sup>3</sup>/<sub>4</sub>" x 15<sup>3</sup>/<sub>4</sub>" x 2<sup>3</sup>/<sub>8</sub>"



**16x24**  
15<sup>3</sup>/<sub>4</sub>" x 23<sup>5</sup>/<sub>8</sub>" x 2<sup>3</sup>/<sub>8</sub>"

.....**#367 Demi - Bundle<sup>1,2</sup>**.....


.....**#368 Supra - Bundle<sup>1</sup>**.....



Ashley Blend  
(White Cement Color)



Earth Blend



Graphite Blend



Colors printed here are as true a match as the printing process will allow. For best matching results, please refer to actual samples.  
Not all products & colors are available in every plant.



# PLAZA STONE



Plaza Stone creates a welcoming effect with its “pillow top” surface and soft curved edges. The classic square and rectangle shapes make this a versatile paving system for both commercial and residential settings.



**#646 - Square**  
**6x6 60mm**  
5½" x 5½" x 2⅜"



**#606 - Rectangle**  
**6x9 60mm**  
5½" x 8¼" x 2⅜"

## #646 - Square



Ashley Blend  
(White Cement Color)



Carolina Blend



Earth Blend



Graphite Blend



Sandstone Blend

## #606 - Rectangle



Ashley Blend  
(White Cement Color)



Carolina Blend



Charcoal



Earth Blend



Graphite Blend



Old Town Blend



Sandstone Blend



Colors printed here are as true a match as the printing process will allow. For best matching results, please refer to actual samples.  
Not all products & colors are available in every plant.



# PLAZA STONE | 3-Pc



Plaza Stone 3-pc Combo (Tw|Sq|Rec) is a timeless paving stone with a soft “pillow top” surface profile, offering distinct designs for commercial and residential settings.



**3x6**  
2¾" x 5½" x 2⅜"



**6x6**  
5½" x 5½" x 2⅜"



**6x9**  
5½" x 8¼" x 2⅜"

**#641- Bundle**



Ashley Blend  
*(White Cement Color)*



Carolina Blend



Earth Blend



Graphite Blend



Sandstone Blend









# INSPIRING SPACES

---

## STRUCTURAL WALLS

REGAL STONE PRO® - ROCKFACE MEDLEY

REGAL STONE PRO® - ROCKFACE

## LANDSCAPE WALLS

HARINGTON® FREESTANDING 3-PC

LENZA WALL

STONEGATE® - CONTEMPORARY

STONEGATE®

## WALL CAPS

OUTDOOR LIVING - STONEGATE®







Colors printed here are as true a match as the printing process will allow. For best matching results, please refer to actual samples.  
Not all products & colors are available in every plant.

# REGAL STONE PRO®

## RockFace Medley



Featuring easy rear lip installation, Regal Stone Pro - RockFace Medley's scored and straight split faces are combined to achieve a three-piece aesthetic with the efficiencies of a single unit installation.



**Left Score**  
8" x 18" x 12"



**Straight**  
8" x 18" x 12"



**Right Score**  
8" x 18" x 12"

**#888 Bundle**



Carolina Blend



Sandstone Blend



Yukon Blend  
(White Cement Color)





Colors printed here are as true a match as the printing process will allow. For best matching results, please refer to actual samples.  
Not all products & colors are available in every plant.



# REGAL STONE PRO® | RockFace



The one square-foot face features a natural stone texture which makes the Regal Stone Pro - RockFace a distinctive addition to any landscape. The hollow core lightens the unit for easy handling.



**#818**

8" x 18" x 12"




Buff



Carolina Blend



Pewter



Sandstone Blend



Yukon Blend  
(White Cement Color)

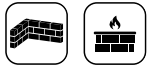




Colors printed here are as true a match as the printing process will allow. For best matching results, please refer to actual samples.  
Not all products & colors are available in every plant.



# HARINGTON® | Freestanding 3-Pc




The Harington Freestanding 3-piece wall is crafted in compelling colors and rough-hewn textures. Create curved or straight freestanding walls, columns, outdoor kitchens and fire features with this versatile system.



**Small**  
6" x 6"/4" x 9"



**Medium**  
6" x 12"/10" x 9"



**Large**  
6" x 18"/16" x 9"

**#889 Bundle**



Carolina Blend



Sandstone Blend



Yukon Blend





Colors printed here are as true a match as the printing process will allow. For best matching results, please refer to actual samples.  
Not all products & colors are available in every plant.

# LENZA WALL



The Lenza Wall is the newest wall innovation. Perfect for decorative walls, fire pits or outdoor grill stations, the clean lines of the Lenza Wall will be a showstopper.



**#110240**  
5" x 18" x 9"



**#110241 Cap**  
2½" x 18.5" x 10"



**2 Connection Pins**  
required per unit.



Carolina Blend




Graphite





Colors printed here are as true a match as the printing process will allow. For best matching results, please refer to actual samples.  
Not all products & colors are available in every plant.

# STONEGATE® | Contemporary



Reminiscent of the walls found scattered throughout the European countryside, Stonegate - Contemporary has a smooth, stone appearance with a modern appeal.



**Small**  
6" x 6"/4" x 10"

**Medium**  
6" x 12"/10" x 10"

**Large**  
6" x 16"/14" x 10"



**110177 - Cap**  
3" x 12"/10" x 11"



2 Connection pins  
required per unit.

**#110176 Bundle**



Ashley River Blend



Carolina Blend



Graphite Blend



Sandstone Blend





CAROLINA BLEND

Colors printed here are as true a match as the printing process will allow. For best matching results, please refer to actual samples. Not all products & colors are available in every plant.



# STONEGATE®



Reminiscent of the charming walls of the European countryside, Keystone's Stonegate features a smoothly weathered stone appearance, perfect for outdoor living projects, freestanding and retaining walls.



**Small**  
6" x 6"/4" x 10"



**Medium**  
6" x 12"/10" x 10"



**Large**  
6" x 16"/14" x 10"



**#110177T - Cap**  
3" x 12" x 11"



2 Connection pins  
required per unit.

## #110176T Bundle



Ashley River Blend



Carolina Blend



Graphite Blend



Sandstone Blend






Colors printed here are as true a match as the printing process will allow. For best matching results, please refer to actual samples.  
Not all products & colors are available in every plant.




# WALL CAPS & CORNERS

Add the perfect finishing details with wall caps and corners. The smaller scale of the cap combines with the larger scale wall unit to give the completed installation a distinctive and professionally rendered appearance.



**#110819 - 3" Rectangle Cap**  
3" x 18" x 13½"




**#831 - 4" Rectangle Cap**  
4" x 18" x 13½"



**#110177T Stonegate Cap**  
3" x 12" x 11"



**110177 - Cap**  
3" x 12"/10" x 11"



**#110894 6" Straight Corner**  
6" x 18" x 9"



**#110865 8" Straight Corner**  
8" x 18" x 9"



Ashley River Blend  
#110177, #110177T



Buff  
#831



Carolina Blend  
#110819, #831, #110894,  
#110865, #110177,  
#110177T



Graphite Blend  
#110177, #110177T



Pewter  
#831 Only



Sandstone Blend  
#110819, #831, #110894,  
#110865, #110177,  
#110177T



Yukon Blend  
(White Cement Color)  
#110819, #831, #110865,  
#110894



# Stonegate®

Visit [www.keystonehardscapes.com](http://www.keystonehardscapes.com) for more outdoor living inspiration and designs that can be created with Stonegate®.



Benches



Columns



Fire Pits



Outdoor Kitchens



Fireplaces



# COLOR MATRIX

This color matrix serves as a guide for color selection across product lines.

												White Cement Color	
		Buff	Carolina Blend	Charcoal	Earth Blend	Graphite	Graphite Blend	Old Town Blend	Pewter	Rivertown Blend	Sandstone Blend	Ashley Blend	Yukon Blend
Prod. No.	PAVER COLLECTION												
363	CityStone™ Demi 60mm				•		•					•	
364	CityStone™ Supra 60mm				•		•					•	
217	Holland Stone 60mm			•	•			•					
367	Panorama™ Demi 60mm				•		•					•	
368	Panorama™ Supra 60mm				•		•					•	
646	Plaza Stone 6x6 60mm		•	•	•		•				•	•	
606	Plaza Stone 6x9 60mm		•	•	•		•	•			•	•	
641	Plaza Stone 3-pc 60mm		•		•		•				•	•	
Prod. No.	WALL COLLECTION												
888	Regal Stone Pro® - RockFace Medley		•								•		•
818	Regal Stone Pro® - RockFace	•	•						•		•		•
889	Harington® Freestanding 3-pc		•								•		•
110240	Lenza Wall		•				•						
110176	Stonegate® Contemporary		•				•				•	•	
110176T	Stonegate® Tumbled		•				•				•	•	
Prod. No.	WALL CAPS & CORNERS												
110819	3" Rectangle Cap		•								•		•
831	4" Rectangle Cap	•	•						•		•		
110894	6" Straight Corner		•								•		•
110865	8" Straight Corner		•								•		•
110241	Lenza Cap		•				•						
110177	Stonegate® Contemporary Cap		•				•				•	•	
110177T	Stonegate® Cap		•				•				•	•	



# SPECIFICATIONS Pavers

SUITABLE FOR:

## CityStone™ Demi

Product No.	Height	Dimensions	Units/Pallet	Pallet Weight	Sq.Ft./Pallet	PEDESTRIAN	LIGHT VEHICULAR	MEDIUM VEHICULAR	HEAVY VEHICULAR
#363	60mm	3 <sup>15</sup> / <sub>16</sub> " x 7 <sup>7</sup> / <sub>8</sub> " x 2 <sup>3</sup> / <sub>8</sub> "	80	2,884 lbs	103				
	60mm	7 <sup>7</sup> / <sub>8</sub> " x 7 <sup>7</sup> / <sub>8</sub> " x 2 <sup>3</sup> / <sub>8</sub> "	80			●	●		
	60mm	7 <sup>7</sup> / <sub>8</sub> " x 11 <sup>13</sup> / <sub>16</sub> " x 2 <sup>3</sup> / <sub>8</sub> "	80						

## CityStone™ Supra

Product No.	Height	Dimensions	Units/Pallet	Pallet Weight	Sq.Ft./Pallet	PEDESTRIAN	LIGHT VEHICULAR	MEDIUM VEHICULAR	HEAVY VEHICULAR
#364	60mm	7 <sup>7</sup> / <sub>8</sub> " x 15 <sup>3</sup> / <sub>4</sub> " x 2 <sup>3</sup> / <sub>8</sub> "	20	2,884 lbs	103				
	60mm	15 <sup>3</sup> / <sub>4</sub> " x 15 <sup>3</sup> / <sub>4</sub> " x 2 <sup>3</sup> / <sub>8</sub> "	20			●			
	60mm	15 <sup>3</sup> / <sub>4</sub> " x 23 <sup>5</sup> / <sub>8</sub> " x 2 <sup>3</sup> / <sub>8</sub> "	20						

• Supra recommended for non-vehicular applications

## Holland Stone

Product No.	Height	Dimensions	Units/Pallet	Pallet Weight	Sq.Ft./Pallet	PEDESTRIAN	LIGHT VEHICULAR	MEDIUM VEHICULAR	HEAVY VEHICULAR
#217	60mm	3 <sup>15</sup> / <sub>16</sub> " x 7 <sup>7</sup> / <sub>8</sub> " x 2 <sup>3</sup> / <sub>8</sub> "	480	2,728 lbs	103	●	●		

## Panorama™ Demi

Product No.	Height	Dimensions	Units/Pallet	Pallet Weight	Sq.Ft./Pallet	PEDESTRIAN	LIGHT VEHICULAR	MEDIUM VEHICULAR	HEAVY VEHICULAR
#367	60mm	3 <sup>15</sup> / <sub>16</sub> " x 7 <sup>7</sup> / <sub>8</sub> " x 2 <sup>3</sup> / <sub>8</sub> "	80	2,884 lbs	103				
	60mm	7 <sup>7</sup> / <sub>8</sub> " x 7 <sup>7</sup> / <sub>8</sub> " x 2 <sup>3</sup> / <sub>8</sub> "	80			●	●		
	60mm	7 <sup>7</sup> / <sub>8</sub> " x 11 <sup>13</sup> / <sub>16</sub> " x 2 <sup>3</sup> / <sub>8</sub> "	80						

## Panorama™ Supra

Product No.	Height	Dimensions	Units/Pallet	Pallet Weight	Sq.Ft./Pallet	PEDESTRIAN	LIGHT VEHICULAR	MEDIUM VEHICULAR	HEAVY VEHICULAR
#368	60mm	7 <sup>7</sup> / <sub>8</sub> " x 15 <sup>3</sup> / <sub>4</sub> " x 2 <sup>3</sup> / <sub>8</sub> "	20	2,884 lbs	103				
	60mm	15 <sup>3</sup> / <sub>4</sub> " x 15 <sup>3</sup> / <sub>4</sub> " x 2 <sup>3</sup> / <sub>8</sub> "	20			●			
	60mm	15 <sup>3</sup> / <sub>4</sub> " x 23 <sup>5</sup> / <sub>8</sub> " x 2 <sup>3</sup> / <sub>8</sub> "	20						

• Supra recommended for non-vehicular applications

## Plaza Stone 6x6

Product No.	Height	Dimensions	Units/Pallet	Pallet Weight	Sq.Ft./Pallet	PEDESTRIAN	LIGHT VEHICULAR	MEDIUM VEHICULAR	HEAVY VEHICULAR
#646	60mm	5 <sup>1</sup> / <sub>2</sub> " x 5 <sup>1</sup> / <sub>2</sub> " x 2 <sup>3</sup> / <sub>8</sub> "	480	2,678 lbs	100	●	●		

## Plaza Stone 6x9

#606	60mm	5 <sup>1</sup> / <sub>2</sub> " x 8 <sup>1</sup> / <sub>4</sub> " x 2 <sup>3</sup> / <sub>8</sub> "	300	2,522 lbs	95	●	●		
------	------	---	-----	-----------	----	---	---	--	--




## Plaza Stone 3-pc

Product No.	Height	Dimensions	Units/Pallet	Pallet Weight	Sq.Ft./Pallet	PEDESTRIAN	LIGHT VEHICULAR	MEDIUM VEHICULAR	HEAVY VEHICULAR
#641	60mm	2 <sup>3</sup> / <sub>4</sub> " x 5 <sup>1</sup> / <sub>2</sub> " x 2 <sup>3</sup> / <sub>8</sub> "	120	2,971 lbs	106				
	60mm	5 <sup>1</sup> / <sub>2</sub> " x 5 <sup>1</sup> / <sub>2</sub> " x 2 <sup>3</sup> / <sub>8</sub> "	180			●	●		
	60mm	5 <sup>1</sup> / <sub>2</sub> " x 8 <sup>1</sup> / <sub>4</sub> " x 2 <sup>3</sup> / <sub>8</sub> "	180						

SUITABLE FOR:

# SPECIFICATIONS Walls




## Regal Stone Pro® - RockFace Medley

Product No.	Height	Width	Depth	Units/Pallet	Pallet Weight	Face Ft./Pallet	RETAINING WALLS	FREESTANDING WALLS	OUTDOOR LIVING
#888	8"	18"	12"	36	2,880 lbs	36			
							●		







## Regal Stone Pro® - RockFace

Product No.	Height	Width	Depth	Units/Pallet	Pallet Weight	Face Ft./Pallet	RETAINING WALLS	FREESTANDING WALLS	OUTDOOR LIVING
#818	8"	18"	12"	36	2,880 lbs	36			
							●		

## Harington® Freestanding 3-pc

Product No.	Height	Width	Depth	Units/Pallet	Pallet Weight	Face Ft./Pallet	RETAINING WALLS	FREESTANDING WALLS	OUTDOOR LIVING
#889-N	6"	6"/4"	9"	20	2,160 lbs	28			
	6"	12"/10"	9"	20				●	●
	6"	18"/16"	9"	20					


## Lenza Wall

Product No.	Height	Width	Depth	Units/Pallet	Pallet Weight	Face Ft./Pallet	RETAINING WALLS	FREESTANDING WALLS	OUTDOOR LIVING
#110240	5"	18	9"	20	2,650 lbs	31			
							●	●	●
#110241 Cap	2.5"	18.5	10"	20	2,925 lbs	120			
							●	●	●

## Stonegate®

Product No.	Height	Width	Depth	Units/Pallet	Pallet Weight	Face Ft./Pallet	RETAINING WALLS	FREESTANDING WALLS	OUTDOOR LIVING
#110176T	6"	6"/4"	10"	20	2,695 lbs	26 (approx)			
	6"	12"/10"	10"	20			●	●	●
	6"	16"/14"	10"	20					

## Stonegate® Contemporary

Product No.	Height	Width	Depth	Units/Pallet	Pallet Weight	Face Ft./Pallet	RETAINING WALLS	FREESTANDING WALLS	OUTDOOR LIVING
#110177	6"	6"/4"	10"	60	3,016 lbs	26 (approx)			
	6"	12"/10"	10"	60			●	●	●
	6"	16"/14"	10"	60					

Note: Dimensions are nominal.



# SPECIFICATIONS Caps

## Stonegate® Cap

Product No.	Height	Width	Depth	Units/Pallet	Pallet Weight	Linear Ft./Pallet
#110177T	3"	12"	11"	120	2,880 lbs	110

## Stonegate® Contemporary Cap

Product No.	Height	Width	Depth	Units/Pallet	Pallet Weight	Linear Ft./Pallet
#110177	3"	12"	11"	120	2,880 lbs	110

## 3" Rectangle Cap

Product No.	Height	Width	Depth	Units/Pallet	Pallet Weight	Linear Ft./Pallet
#110819	3"	18"	13½"	48	2,784 lbs	72

## 3" Trapezoid Cap

Product No.	Height	Width	Depth	Units/Pallet	Pallet Weight	Linear Ft./Pallet
#817	3"	18"/12"	11"	72	2,880 lbs	90

## 4" Rectangle Cap

Product No.	Height	Width	Depth	Units/Pallet	Pallet Weight	Linear Ft./Pallet
#831	4"	18"	13½"	48	3,696 lbs	72

## 6" Straight Corner

Product No.	Height	Width	Depth	Units/Pallet	Pallet Weight	Linear Ft./Pallet
#110894	6"	18"	9"	24	3,120 lbs	45

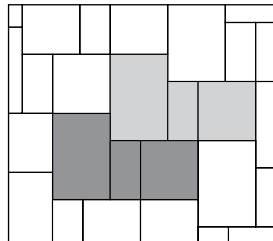
## 8" Straight Corner

Product No.	Height	Width	Depth	Units/Pallet	Pallet Weight	Linear Ft./Pallet
#110865	8"	18"	9"	24	4,333 lbs	40 (face feet)

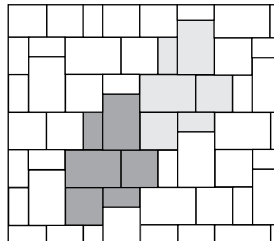
Note: Dimensions are nominal.

# POPULAR LAYING PATTERNS by Paver

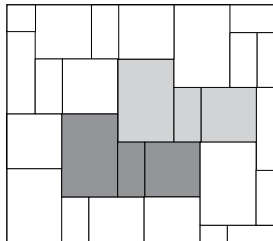
## CityStone™ Demi & Supra



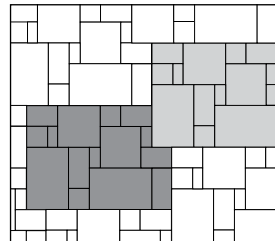
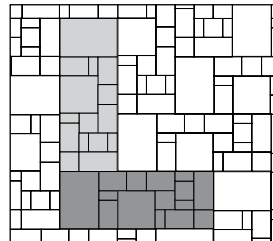
Demi Pattern 1




Demi Pattern 1



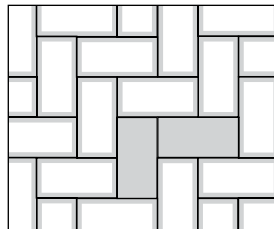
Supra Pattern 1

Demi/Supra Pattern 1  
Demi (30%), Supra (70%)Demi/Supra Pattern 2  
Demi (50%), Supra (50%)


## Holland Stone



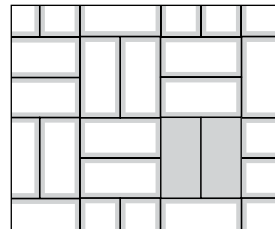
Runner Bond



90° Herringbone

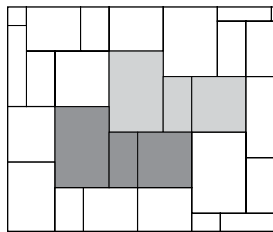


45° Herringbone

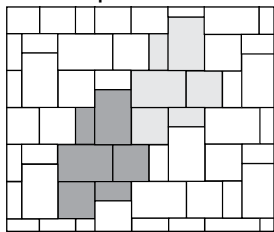


Parquet

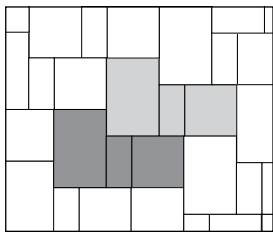
## Panorama™ Demi & Supra



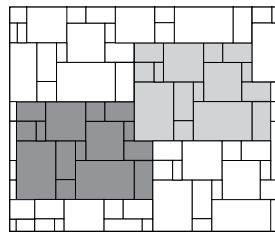
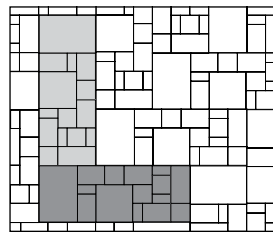
Demi Pattern 1




Demi Pattern 1



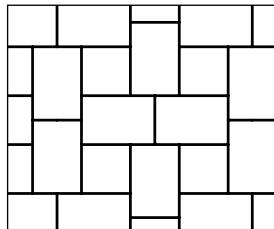
Supra Pattern 1

Demi/Supra Pattern 1  
Demi (30%), Supra (70%)Demi/Supra Pattern 2  
Demi (50%), Supra (50%)

## Plaza Stone



Runner Bond



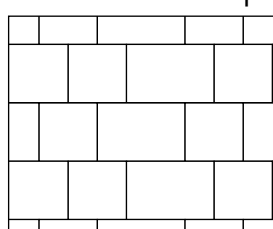
Muster "K"

Rectangles (60%) Squares (40%)

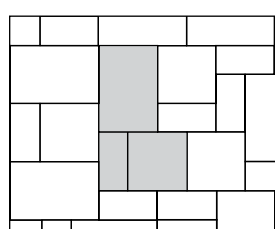
Rectangles (69%) Squares (31%)

Note: do not  
use installation  
patterns with  
units of different  
thicknesses.

## Plaza Stone 3-pc



Runner Bond



Random





FOLLOW US



## WHERE IMAGINATION AND POSSIBILITIES MEET.

Keystone Hardscapes pavers and retaining walls are the building blocks that turn your ideas into realities. Dreaming of extending your living space with a backyard gathering area to entertain family and friends? From distinctive driveways to luxurious outdoor living designs, Keystone Hardscapes can help bring your vision to life.

Keystone Hardscapes is built on a commitment to beauty, design versatility and function. Since the 1980s, our products have been installed in thousands of residential and commercial properties. Our innovative pavers, walls and outdoor living elements continue to be favorites of homeowners, contractors, designers and developers.

**Locally made products, nationally trusted brand.**

..... MANUFACTURED AT: .....

CHARLOTTE, NC  
1101 Westinghouse Boulevard  
Charlotte, NC 28273  
(704) 588-4747

QUIKRETE and its subsidiaries (collectively QUIKRETE) reserve the right to improve its products and make changes to its specification and design without notice. The information contained herein has been compiled by QUIKRETE and to the best of its knowledge, accurately represents Keystone Hardscapes products and how it may be used in the applications which are illustrated.

Site conditions, including load pressures acting on the wall, soil types and drainage conditions, may vary. Final determination of the suitability of the product for the use contemplated and the manner of product use are the sole responsibility of the user. Good construction practices and local building codes require the use of an engineered design when constructing retaining walls or freestanding walls in many conditions. Structural design and analysis should be provided by a qualified engineer.