



CINCINNATI CATALOG | Vol. V
PAVERS | WALLS | OUTDOOR LIVING



Plaza Stone



Where imagination and possibilities meet.

Keystone Hardscapes pavers and retaining walls are the building blocks that turn your ideas into realities. Dreaming of extending your living space with a backyard gathering area to entertain family and friends? From distinctive driveways to luxurious outdoor living designs, Keystone Hardscapes can help bring your vision to life.

Keystone Hardscapes is built on a commitment to beauty, design versatility and function. Since the 1980s, our products have been installed in thousands of residential and commercial properties. Our innovative pavers, walls and outdoor living elements continue to be favorites of homeowners, contractors, designers and developers.

Locally made products, nationally trusted brand.







keystonehardscapes.com






Venetian® - Tumbled and Harington® Freestanding 3-pc

Application Key

PAVERS

- Pedestrian 
- Light Vehicular 
- Medium Vehicular 
- Heavy Vehicular 
- Permeable 
- ADA Compliant 

WALLS

- Retaining Walls 
- Freestanding Walls 
- Outdoor Living 



06	GET INSPIRED
	Outdoor Living 6
	Driveways 10
	Poolside 12

17	PAVER COLLECTION
	Pavers
	CityStone™ Demi & Supra 18
	Holland Stone 20
	Panorama™ Demi & Supra 22
	Plaza Stone 24
	Venetian® 26
	Luna 28
	CityScape ADA 30
	Single Bullnose 32

35	WALL COLLECTION
	Structural Walls
	Keystone Compac® 36
	Keystone Standard® 38
	Regal Stone Pro® 40-45
	Landscape Walls
	Harington® 3-pc 46
	Harington® Freestanding 3-pc 48
	Regal Stone® 50
	Rumbled Wall™ 52
	Stonegate® 54
	Wall Caps 56

59	OUTDOOR LIVING DESIGNS
	Round Fire Pit Kit 60
	Square Fire Pit Kit 60

63	RESOURCES
	Color Matrix 64
	Product Specifications 65
	Laying Patterns 70
	Accessories 71






Panorama™ Demi & Supra



Stonegate®



Harington® Freestanding 3-pc





Panorama™ Demi & Supra Pavers and Rumbled Wall™



Driveways



Plaza Stone



Venetian® - Tumbled



Panorama™ Demi




Poolside



Plaza Stone



Panorama™ Supra



Panorama™ Demi & Supra



Poolside



Panorama™ Supra Pavers & Regal Stone Pro® RockFace 3-pc Wall



Venetian® - Tumbled

Available Finishes



STANDARD
Classic, through-mix
surface



TUMBLED
Well-weathered charm



PLATINUM
Facemix design offers
superior color, texture
and endurance



Contents

17	PAVER COLLECTION
	Pavers
	CityStone™ Demi & Supra 18
	Holland Stone 20
	Panorama™ Demi & Supra 22
	Plaza Stone 24
	Venetian® 26
	Luna 28
	CityScape ADA 30
	Single Bullnose 32



Panorama™ Demi



CityStone pavers deliver a sleek, modern style and sophistication. CityStone Demi & Supra can be installed as stand-alone three-piece, or a combined a six-piece, paving system.



CITYSTONE™


Demi & Supra - Platinum Series



Platinum Series



Chicago Blend



Eddington Blend



Graphite Blend

Colors printed here are as true a match as the printing process will allow. For best matching results, please refer to actual samples.



4x8
3¹⁵/₁₆" x 7⁷/₈" x 2³/₈"



8x8
7⁷/₈" x 7⁷/₈" x 2³/₈"



8x12
7⁷/₈" x 11¹³/₁₆" x 2³/₈"

#363F Demi - Bundle^{1,2}



8x16
7⁷/₈" x 15³/₄" x 2³/₈"



16x16
15³/₄" x 15³/₄" x 2³/₈"



16x24
15³/₄" x 23⁵/₈" x 2³/₈"

#364F Supra - Bundle¹



Holland Stone offers the charm and versatility of a simple rectangular shape. From simplistic to intricate, pattern options are almost endless. Maximize design potential by combining pattern and color options.

HOLLAND STONE



Earth Blend



Eddington Blend

Tumbled



Earth Blend



Eddington Blend

Platinum Series



Double Dose Charcoal

Colors printed here are as true a match as the printing process will allow. For best matching results, please refer to actual samples.



#217
 $3\frac{15}{16}" \times 7\frac{7}{8}" \times 2\frac{3}{8}"$



Let this six-piece series bring your next hardscape design to life with sophistication and style. Panorama Demi & Supra can also be installed as two stand-alone three-piece paving systems.



PANORAMA™

Demi & Supra - Platinum Series



Platinum Series




Ashley Blend



Café Blend



Chicago Blend



Eddington Blend



Graphite Blend

Colors printed here are as true a match as the printing process will allow. For best matching results, please refer to actual samples.



4x8
3¹⁵/₁₆" x 7⁷/₈" x 2³/₈"



8x8
7⁷/₈" x 7⁷/₈" x 2³/₈"



8x12
7⁷/₈" x 11¹³/₁₆" x 2³/₈"



8x16
7⁷/₈" x 15³/₄" x 2³/₈"



16x16
15³/₄" x 15³/₄" x 2³/₈"



16x24
15³/₄" x 23⁵/₈" x 2³/₈"

#367F Demi - Bundle^{1,2}

#368F Supra - Bundle¹



Plaza Stone creates a welcoming effect with its "pillow top" surface and soft curved edges. The classic square and rectangle shapes make this a versatile paving system for both commercial and residential settings.

PLAZA STONE



Charcoal



Eddington Blend



Rivertown Blend

Tumbled - Special Order Only



Charcoal



Eddington Blend



Rivertown Blend

Platinum Series



Café Blend



Chicago Blend



Double Dose Charcoal*



Eddington Blend




Graphite Blend



Old Town Blend

Colors printed here are as true a match as the printing process will allow. For best matching results, please refer to actual samples.



#646 - 6x6²
5³/₈" x 5³/₈" x 2³/₈"



#606 - 6x9¹
5³/₈" x 8¹/₈" x 2³/₈"

Tumbled - Special Order Only (#646T, #606T)
Also available in Platinum Series (#646F, #606F)

* Double Dose Charcoal available for Rectangles only.



A uniquely attractive textured surface sets Venetian apart from ordinary pavers, allowing for a dynamic interaction with sunlight and evoking the timeless beauty of flagstone. They are ideal for residential and commercial applications.

VENETIAN®



Tumbled



Eddington Blend

Colors printed here are as true a match as the printing process will allow. For best matching results, please refer to actual samples.



6x6

5¹⁵/₁₆" x 5¹⁵/₁₆" x 2³/₈"




6x9

5¹⁵/₁₆" x 8⁷/₈" x 2³/₈"



#269 - 6x12

5¹⁵/₁₆" x 11¹³/₁₆" x 2³/₈"



#270 - 12x12

11¹³/₁₆" x 11¹³/₁₆" x 2³/₈"

#267 2-pc - Bundle

Also available Tumbled (#267T, #269T, #270T)



Luna paver offers unique design possibilities for your home landscape. A wide variety of shapes creating organic, flowing patterns. No need to hold straight lines. Luna paver features rounded shapes, surfaces and edges which recall the timeless appeal of worn stones. The unique design of this paver makes it ideal for tight, or oddly shaped, spaces.

LUNA™



Graphite

Colors printed here are as true a match as the printing process will allow. For best matching results, please refer to actual samples.



#110130
2 $\frac{1}{3}$ " x 6" x 2 $\frac{1}{3}$ "



The ADA Detectable Warning paver provides visual and textural guidance provisions for wheelchair and pedestrian access to streets, sidewalks and other components of the public right of way.

CITYSCAPE ADA

Detectable Warning Paver



River Red

Colors printed here are as true a match as the printing process will allow. For best matching results, please refer to actual samples.




#200
3^{15/16}" x 7^{7/8}" x 2^{3/8}"



Concrete coping is the perfect complement to new and overlay pool deck applications and is available in a variety of paver shapes to match common paver heights.

Single Bullnose



Charcoal

Colors printed here are as true a match as the printing process will allow. For best matching results, please refer to actual samples.



6" x 12" x 2 3/8"



Venetian® Pavers / Ozark Blend & Harington® 3-pc


Structural Walls

Keystone Compac® 36
Keystone Standard® 38
Regal Stone Pro® 40-45

Landscape Walls

Harington® 3-pc 46
Harington® Freestanding 3-pc 48
Regal Stone® 50
Rumbled Wall™ 52
Stonegate® 54

Wall Caps 56



Keystone Compac® - Straight



STRAIGHT

Featuring unrivaled aesthetic options, cost-saving versatility and proven performance, installers prefer the Compac's lighter weight, shorter tail design and proven pin connection.


KEYSTONE COMPAC®



Special Order. Please call for product availability and color options.



ROCKFACE



MEDLEY

Colors printed here are as true a match as the printing process will allow. For best matching results, please refer to actual samples.



**#110170 -
Straight**
8" x 18" x 12"



**#110171 -
RockFace**
8" x 18" x 12"



Left Score
8" x 18" x 12"



Straight
8" x 18" x 12"



Right Score
8" x 18" x 12"

#110172 - Medley Bundle



2 Connection pins
required per unit. Pins
allow for near-vertical
or battered setback
construction options.



STRAIGHT

The Keystone Standard features combine with sound engineering to produce a commercial retaining wall with exceptional structural stability and efficiencies.

KEYSTONE STANDARD®



Special Order. Please call for product availability and color options.



ROCKFACE



MEDLEY

Colors printed here are as true a match as the printing process will allow. For best matching results, please refer to actual samples.



**#110173 -
Straight**
8" x 18" x 21"



**#110174 -
RockFace**
8" x 18" x 21"



Left Score
8" x 18" x 21"



Straight
8" x 18" x 21"



Right Score
8" x 18" x 21"

#110175 - Medley Bundle




2 Connection pins
required per unit. Pins
allow for near-vertical
or battered setback
construction options.



A full one-square-foot face complemented with natural stone texture makes the Regal Stone Pro - RockFace a distinctive addition to a landscape. The hollow but sturdy core helps lighten the unit for easy handling.

REGAL STONE PRO®

RockFace



Chicago Blend



Earth Blend



Eddington Blend

Colors printed here are as true a match as the printing process will allow. For best matching results, please refer to actual samples.




#818
8" x 18" x 12"



Regal Stone Pro - RockFace 3-piece produces the latest look and appeal in architectural design. Its use of multiple shape patterning and alternating scale create new and innovative application potential for site work design.

REGAL STONE PRO®

RockFace 3-pc



Chicago Blend



Eddington Blend

Colors printed here are as true a match as the printing process will allow. For best matching results, please refer to actual samples.



Small
8" x 7" x 12"



Medium
8" x 11" x 12"



Large
8" x 18" x 12"

#835 Bundle



Regal Stone Pro - Straight takes retaining wall construction to a higher level with its rear lip design and larger face profile creating flexible, cost-effective solutions for commercial, municipal, and residential projects.

REGAL STONE PRO®

Straight



Buff



Eddington Blend



Pewter

Colors printed here are as true a match as the printing process will allow. For best matching results, please refer to actual samples.



#827
8" x 18³/₅" x 12"



The Harington 3-piece wall system evokes the look and feel of natural hand-hewn stone, making a striking design statement while the rear lip feature eliminates setback and alignment issues to speed construction.



HARINGTON®

3-pc



Chicago Blend



Earth Blend



Eddington Blend

Colors printed here are as true a match as the printing process will allow. For best matching results, please refer to actual samples.



Small
6" x 6" x 12"




Medium
6" x 12" x 12"



Large
6" x 18" x 12"



#883 - Large
6" x 18" x 12"



#110894 - 6"
RockFace Corner
6" x 18" x 9"

#876 Bundle



The Harington Freestanding 3-piece wall is crafted in compelling colors and rough-hewn textures. Create curved or straight freestanding walls, columns, outdoor kitchens and fire features with this versatile system.

HARINGTON®

Freestanding 3-pc



Chicago Blend



Earth Blend



Eddington Blend

Colors printed here are as true a match as the printing process will allow. For best matching results, please refer to actual samples.




Small
6" x 6"/4" x 9"



Medium
6" x 12"/10" x 9"



Large
6" x 18"/16" x 9"



#110894 - 6"
RockFace Corner
6" x 18" x 9"

#889N Bundle



Regal Stone is the perfect solution for retaining walls up to four feet high. The rear lip facilitates construction and ensures proper alignment and a precise setback. This unit utilizes two classic face styles.

REGAL STONE®

Straight



Buff



Eddington Blend



Pewter

Colors printed here are as true a match as the printing process will allow. For best matching results, please refer to actual samples.



#822 - Straight
6" x 16¾" x 12"



Rumbled Wall provides rustic building blocks for do-it-yourself hardscape projects. Its weathered appearance offers a natural look and feel, adding texture and depth to raised planting beds, fire pits, columns, and seatwalls.



RUMBLLED WALL™



Chicago Blend



Earth Blend



Eddington Blend

Colors printed here are as true a match as the printing process will allow. For best matching results, please refer to actual samples.



#518
4" x 12" x 8"



Reminiscent of the charming walls of the European countryside, Keystone's Stonegate features a smoothly weathered stone appearance, perfect for outdoor living projects, free-standing and retaining walls.

STONEGATE®



Contemporary



Ashley River Blend

Chicago Blend

Eddington Blend

Tumbled



Ashley River Blend

Chicago Blend

Eddington Blend

Colors printed here are as true a match as the printing process will allow. For best matching results, please refer to actual samples.



Small
6" x 6"/4" x 10"



Small
6" x 6"/4" x 10"



#110177T - Cap
3" x 12"/10" x 11"



Medium
6" x 12"/10" x 10"



Medium
6" x 12"/10" x 10"



#110177 - Contemporary Cap
3" x 12"/10" x 11"



Large
6" x 16"/14" x 10"



Large
6" x 16"/14" x 10"



2 Connection pins
required per unit.

#110176T - Bundle

#110176 - Contemporary Bundle



Add the perfect finishing details with wall caps and corners. The smaller scale of the cap combines with the larger scale wall unit to give the completed installation a distinctive and professionally rendered appearance.

WALL CAPS

#817 - 3" Trapezoid Cap



Chicago Blend



Earth Blend




Eddington Blend

#110819 - 3" Rectangle Cap



Buff



Double Dose Charcoal



Earth Blend




Eddington Blend



Pewter

Colors printed here are as true a match as the printing process will allow. For best matching results, please refer to actual samples.



#817 - 3" Trap Cap
3" x 18"/12" x 11"



#110819 - 3" Rec Cap
3" x 18" x 13½"



Rumbled Wall™

59	OUTDOOR LIVING DESIGNS
	Round Fire Pit Kit..... 60
	Square Fire Pit Kit 60



Panorama™ Demi & Harington® Freestanding 3-pc

ROUND

Fire Pit Kit

Nothing compares with the simple, timeless appeal of a fire pit, offering a gathering place for family and friends. A Fire Pit Kit makes a great weekend project that can create a space for the best of memories.

Harington® Freestanding - Small



Chicago Blend



Earth Blend



Eddington Blend



Dimensions	Included	Product Number
48" Outside Diameter x 15" Height	(1) - 30" Round insert with removable grate, 48 pcs. of Harington small units, (11) - 3" Cap units (radius cut) and 7 - bags sand	#496.RPT

30" Round Grate Insert (sold separately) - 417.JAP.11284

SQUARE

Fire Pit Kit

Rumbled Wall™



Chicago Blend



Earth Blend



Eddington Blend



Dimensions	Included	Product Number
40" Outside Diameter x 24" Height	(1) - 24" square insert with removable grate, 32 pcs. Rumbled Wall Rectangles and 7 bags sand	#496-SPT

24" Square Grate Insert (sold separately) - 417.JAP.14181

Colors printed here are as true a match as the printing process will allow. For best matching results, please refer to actual samples.

WARNING: Combustion byproducts produced when using this product include carbon monoxide, a chemical known to the State of California to cause birth defects or other reproductive harm.

Stonegate®

Visit www.keystonehardscapes.com for more outdoor living inspiration and designs that can be created with Stonegate®.



Benches



Columns



Fire Pits



Outdoor Kitchens



Fireplaces



Harington® Large



Contents

63	RESOURCES
	Color Matrix 64
	Product Specifications 65
	Laying Patterns 70
	Accessories 71








Panorama™ Supra

SPECIFICATIONS Pavers

SUITABLE FOR:

CityStone™ Demi - Platinum Series

Product No.	Height	Dimensions	Units/Pallet	Pallet Weight	Sq.Ft./Pallet	PEDESTRIAN	LIGHT VEHICULAR	MEDIUM VEHICULAR	HEAVY VEHICULAR	ADA COMPLIANT
#363F	60mm	3 ¹⁵ / ₁₆ " x 7 ⁷ / ₈ " x 2 ³ / ₈ "	80	2,884 lbs	103					
	60mm	7 ⁷ / ₈ " x 7 ⁷ / ₈ " x 2 ³ / ₈ "	80			●	●			
	60mm	7 ⁷ / ₈ " x 11 ¹³ / ₁₆ " x 2 ³ / ₈ "	80							

CityStone™ Supra - Platinum Series

Product No.	Height	Dimensions	Units/Pallet	Pallet Weight	Sq.Ft./Pallet	PEDESTRIAN	LIGHT VEHICULAR	MEDIUM VEHICULAR	HEAVY VEHICULAR	ADA COMPLIANT
#364F	60mm	7 ⁷ / ₈ " x 15 ³ / ₄ " x 2 ³ / ₈ "	20	2,884 lbs	103	●				
	60mm	15 ³ / ₄ " x 15 ³ / ₄ " x 2 ³ / ₈ "	20							
	60mm	15 ³ / ₄ " x 23 ⁵ / ₈ " x 2 ³ / ₈ "	20							

- Supra recommended for non-vehicular applications

Holland Stone

Product No.	Height	Dimensions	Units/Pallet	Pallet Weight	Sq.Ft./Pallet	PEDESTRIAN	LIGHT VEHICULAR	MEDIUM VEHICULAR	HEAVY VEHICULAR	ADA COMPLIANT
#217	60mm	3 ¹⁵ / ₁₆ " x 7 ⁷ / ₈ " x 2 ³ / ₈ "	480	2,884 lbs	103	●	●			

Panorama™ Demi - Platinum Series

Product No.	Height	Dimensions	Units/Pallet	Pallet Weight	Sq.Ft./Pallet	PEDESTRIAN	LIGHT VEHICULAR	MEDIUM VEHICULAR	HEAVY VEHICULAR	ADA COMPLIANT
#367F	60mm	3 ¹⁵ / ₁₆ " x 7 ⁷ / ₈ " x 2 ³ / ₈ "	80	2,884 lbs	103	●	●			
	60mm	7 ⁷ / ₈ " x 7 ⁷ / ₈ " x 2 ³ / ₈ "	80							
	60mm	7 ⁷ / ₈ " x 11 ¹³ / ₁₆ " x 2 ³ / ₈ "	80							

Panorama™ Supra - Platinum Series

Product No.	Height	Dimensions	Units/Pallet	Pallet Weight	Sq.Ft./Pallet	PEDESTRIAN	LIGHT VEHICULAR	MEDIUM VEHICULAR	HEAVY VEHICULAR	ADA COMPLIANT
#368F	60mm	7 ⁷ / ₈ " x 15 ³ / ₄ " x 2 ³ / ₈ "	20	2,884 lbs	103	●				
	60mm	15 ³ / ₄ " x 15 ³ / ₄ " x 2 ³ / ₈ "	20							
	60mm	15 ³ / ₄ " x 23 ⁵ / ₈ " x 2 ³ / ₈ "	20							

- Supra recommended for non-vehicular applications

Plaza Stone 6x6 - Platinum Series

Product No.	Height	Dimensions	Units/Pallet	Pallet Weight	Sq.Ft./Pallet	PEDESTRIAN	LIGHT VEHICULAR	MEDIUM VEHICULAR	HEAVY VEHICULAR	ADA COMPLIANT
#646	60mm	5 ³ / ₈ " x 5 ³ / ₈ " x 2 ³ / ₈ "	480	2,800 lbs	100	●	●	●		

- Also available in Tumbled (#646T) - Special Product Only (non face mix)

Plaza Stone 6x9 - Platinum Series






Product No.	Height	Dimensions	Units/Pallet	Pallet Weight	Sq.Ft./Pallet	PEDESTRIAN	LIGHT VEHICULAR	MEDIUM VEHICULAR	HEAVY VEHICULAR	ADA COMPLIANT
#606	60mm	5 ³ / ₈ " x 8 ¹ / ₈ " x 2 ³ / ₈ "	300	2,660 lbs	95	●	●			

- Also available in Tumbled (#606T) - Special Product Only (non face mix)

SPECIFICATIONS Pavers

SUITABLE FOR:

Venetian® 2-pc

Product No.	Height	Dimensions	Units/Pallet	Pallet Weight	Sq.Ft./Pallet	PEDESTRIAN	LIGHT VEHICULAR	MEDIUM VEHICULAR	HEAVY VEHICULAR	ADA COMPLIANT
#267	60mm	5 ¹⁵ / ₁₆ " x 5 ¹⁵ / ₁₆ " x 2 ³ / ₈ "	100	2,660 lbs	95					
	60mm	5 ¹⁵ / ₁₆ " x 8 ⁷ / ₈ " x 2 ³ / ₈ "	200			●	●			

• Also available in Tumbled (#267T)

Venetian® 6x12

Product No.	Height	Dimensions	Units/Pallet	Pallet Weight	Sq.Ft./Pallet	PEDESTRIAN	LIGHT VEHICULAR	MEDIUM VEHICULAR	HEAVY VEHICULAR	ADA COMPLIANT
#269	60mm	5 ¹⁵ / ₁₆ " x 11 ¹³ / ₁₆ " x 2 ³ / ₈ "	200	2,680 lbs	96	●	●			

• Also available in Tumbled (#269T)

Venetian® 12x12

Product No.	Height	Dimensions	Units/Pallet	Pallet Weight	Sq.Ft./Pallet	PEDESTRIAN	LIGHT VEHICULAR	MEDIUM VEHICULAR	HEAVY VEHICULAR	ADA COMPLIANT
#270	60mm	11 ¹³ / ₁₆ " x 11 ¹³ / ₁₆ " x 2 ³ / ₈ "	120	3,228 lbs	120	●	●			

• Also available in Tumbled (#270T)

Luna

Product No.	Height	Dimensions	Units/Pallet	Pallet Weight	Sq.Ft./Pallet	PEDESTRIAN	LIGHT VEHICULAR	MEDIUM VEHICULAR	HEAVY VEHICULAR	ADA COMPLIANT
#110130	60mm	2 ¹ / ₃ " x 6" x 4 ¹ / ₃ "	640	2,872 lbs	116	●				

Single Bullnose

Product No.	Height	Dimensions	Units/Pallet	Pallet Weight	Sq.Ft./Pallet	PEDESTRIAN	LIGHT VEHICULAR	MEDIUM VEHICULAR	HEAVY VEHICULAR	ADA COMPLIANT
	60mm	6" x 12" x 2 ³ / ₈ "	168	2,352 lbs	84	●				

SUITABLE FOR:

SPECIFICATIONS Walls

Keystone Compac® - Straight

Product No.	Height	Width	Depth	Units/Pallet	Pallet Weight	Face Ft./Pallet	RETAINING WALLS	FREESTANDING WALLS	OUTDOOR LIVING
#110170	8"	18"	12"	36	2,762 lbs	36	●		

• Special Order. Please call for product availability and color options.

Keystone Compac® - RockFace

Product No.	Height	Width	Depth	Units/Pallet	Pallet Weight	Face Ft./Pallet	RETAINING WALLS	FREESTANDING WALLS	OUTDOOR LIVING
#110171	8"	18"	12"	36	2,754 lbs	36	●		

• Special Order. Please call for product availability and color options.

Keystone Compac® - Medley (each)

Product No.	Height	Width	Depth	Units/Pallet	Pallet Weight	Face Ft./Pallet	RETAINING WALLS	FREESTANDING WALLS	OUTDOOR LIVING
#110172	8"	18"	12"	77	2,657 lbs	36	●		

• Special Order. Please call for product availability and color options.




— Dimensions are nominal.

SPECIFICATIONS Walls

SUITABLE FOR:




RETAINING WALLS	FREESTANDING WALLS	OUTDOOR LIVING
		
●		

Keystone Standard® - Straight

Product No.	Height	Width	Depth	Units/Pallet	Pallet Weight	Face Ft./Pallet			
#110173	8"	18"	21"	24	2,345 lbs	24	●		




• Special Order. Please call for product availability and color options.

Keystone Standard® - RockFace

Product No.	Height	Width	Depth	Units/Pallet	Pallet Weight	Face Ft./Pallet			
#110174	8"	18"	21"	24	2,345 lbs	24	●		




• Special Order. Please call for product availability and color options.

Keystone Standard® - Medley (each)




Product No.	Height	Width	Depth	Units/Pallet	Pallet Weight	Face Ft./Pallet			
#110175	8"	18"	21"	24	2,273 lbs	24	●		

• Special Order. Please call for product availability and color options.




Regal Stone Pro® - RockFace

Product No.	Height	Width	Depth	Units/Pallet	Pallet Weight	Face Ft./Pallet			
#818	8"	18"	12"	36	2,880 lbs	36	●		




Regal Stone Pro® - RockFace 3-pc

Product No.	Height	Width	Depth	Units/Pallet	Pallet Weight	Face Ft./Pallet			
#835	8"	7"	12"	16	2,688 lbs	32	●		
	8"	11"	12"	16					
	8"	18"	12"	16					




Regal Stone Pro® - Straight

Product No.	Height	Width	Depth	Units/Pallet	Pallet Weight	Face Ft./Pallet			
#827	8"	18 ³ / ₅ "	12"	36	2,736 lbs	37.2	●		




Harington® 3-pc

Product No.	Height	Width	Depth	Units/Pallet	Pallet Weight	Face Ft./Pallet			
#876	6"	6"	12"	20	3,140 lbs	30	●		
	6"	12"	12"	20					
	6"	18"	12"	20					

Harington® Large

Product No.	Height	Width	Depth	Units/Pallet	Pallet Weight	Face Ft./Pallet			
#883	6"	18"	12"	45	3,510 lbs	33.8	●		

Harington® Freestanding 3-pc




Product No.	Height	Width	Depth	Units/Pallet	Pallet Weight	Face Ft./Pallet			
#889	6"	6"/4"	9"	16	2,160 lbs	28	●	●	●
	6"	12"/10"	9"	16					
	6"	18"/16"	9"	16					

Dimensions are nominal.




SUITABLE FOR:

SPECIFICATIONS Walls

Regal Stone® - Straight

Product No.	Height	Width	Depth	Units/Pallet	Pallet Weight	Face Ft./Pallet	RETAINING WALLS	FREESTANDING WALLS	OUTDOOR LIVING
#822	6"	16¾"	12"	45	3,240 lbs	31.5			
							●		

Rumbled Wall™

Product No.	Height	Width	Depth	Units/Pallet	Pallet Weight	Face Ft./Pallet	RETAINING WALLS	FREESTANDING WALLS	OUTDOOR LIVING
#518	4"	12"	8"	96	2,947 lbs	31.9			
								●	●

Stonegate®

Product No.	Height	Width	Depth	Units/Pallet	Pallet Weight	Face Ft./Pallet	RETAINING WALLS	FREESTANDING WALLS	OUTDOOR LIVING
#110176T	6"	6"/4"	10"	20	2,925 lbs	26 (approx)	●	●	●
	6"	12"/10"	10"	20					
	6"	16"/14"	10"	20					

Stonegate® - Contemporary

Product No.	Height	Width	Depth	Units/Pallet	Pallet Weight	Face Ft./Pallet	RETAINING WALLS	FREESTANDING WALLS	OUTDOOR LIVING
#110176	6"	6"/4"	10"	20	2,925 lbs	26 (approx)	●	●	●
	6"	12"/10"	10"	20					
	6"	16"/14"	10"	20					

SPECIFICATIONS Corners

6" Straight Corner

Product No.	Height	Width	Depth	Units/Pallet	Pallet Weight	Face Ft./Pallet
#110894	6"	18"	9"	40	3,120 lbs	45

SPECIFICATIONS Caps

Stonegate® Cap

Product No.	Height	Width	Depth	Units/Pallet	Pallet Weight	Linear Ft./Pallet
#110177T	3"	12"/10"	11"	120	3,240 lbs	110

Stonegate® Cap - Contemporary

Product No.	Height	Width	Depth	Units/Pallet	Pallet Weight	Lin. Ft./Pallet
#110177	3"	12"/10"	11"	120	3,579 lbs	110

3" Trapezoid Cap

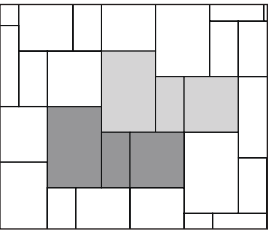
Product No.	Height	Width	Depth	Units/Pallet	Pallet Weight	Linear Ft./Pallet
#817	3"	18"/12"	11"	72	2,880 lbs	90

3" Rectangle Cap

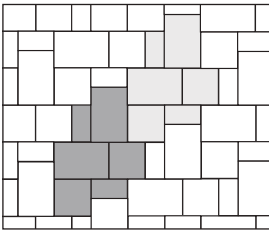
Product No.	Height	Width	Depth	Units/Pallet	Pallet Weight	Linear Ft./Pallet
#110819	3"	18"	13½"	48	2,784 lbs	72

POPULAR LAYING PATTERNS by Paver

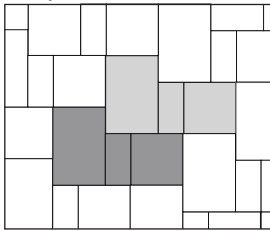
CityStone™ or Panorama™ Demi & Supra



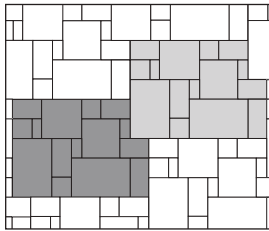
Demi Pattern 1



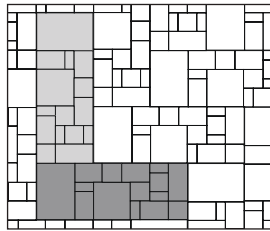
Demi Pattern 1



Supra Pattern 1




Demi/Supra Pattern 1
Demi (30%), Supra (70%)

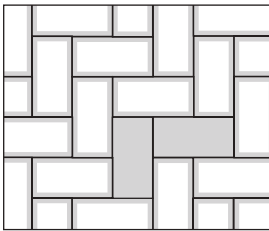


Demi/Supra Pattern 2
Demi (50%), Supra (50%)

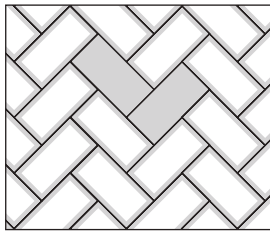
Holland Stone



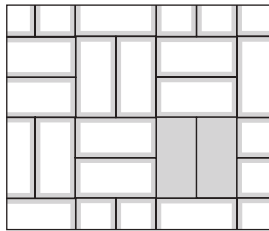
Runner Bond



90° Herringbone




45° Herringbone



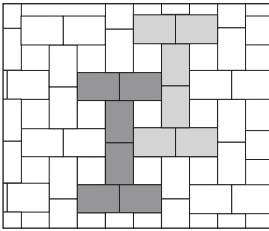
Parquet

Plaza Stone



Runner Bond

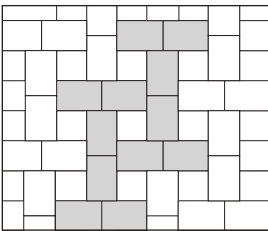
Rectangles (60%) Squares (40%)



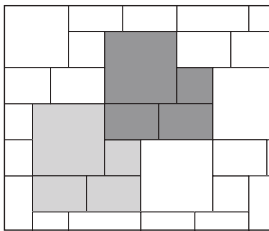
Muster "K"

Rectangles (75%) Squares (25%)

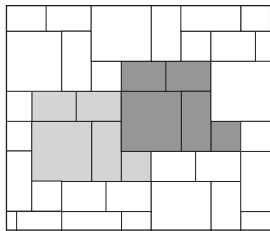
Venetian®



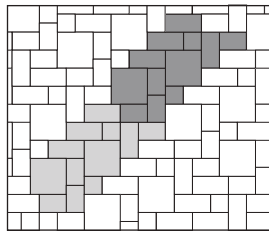
Muster "K"
6x6/6x9



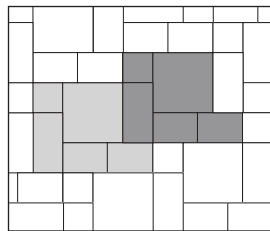
Random 3-pc Pattern 1
6x6/6x9 (50%), 12x12 (50%)



Random 4-pc Pattern 1
6x6/6x9 (40%), 6x12 (20%)
12x12 (40%)



Random 4-pc Pattern 2
6x6/6x9 (35%), 6x12 (25%),
12x12 (40%)



Random 4-pc Pattern 3
6x6/6x9 (40%), 6x12 (20%),
12x12 (40%)

ACCESSORIES



NATURAL LOOK SEALER – Water-based penetrating silicone sealer waterproofs and protects concrete, brick, masonry, pavers, and stucco surfaces. Clear sealer does not change the surface appearance. Seals from water, salts, and oils. UV Resistant.

Use For: Driveways • Patios • Walls • Sidewalks • Pre-stress panels • Retaining walls • Tunnels • Loading docks • Bridge columns • Tunnels • Curbs/steps



WET LOOK HIGH GLOSS SEALER – Water-based penetrating silicone sealer waterproofs and enhances the color of concrete, masonry, brick, paver, and natural stone surfaces. Seals from acids, grease, food stains, oil, salt, and more. UV resistant.

Use For: Decorative concrete • Pavers • Natural stone • Exposed aggregate • Brick • Stucco



COMMERCIAL GRADE POLYURETHANE CONSTRUCTION ADHESIVE – High performance, commercial grade adhesive designed for permanently bonding concrete, brick, marble, stone, wood, glass, aluminum, steel, PVC and tile.

Use For: Repairing broken concrete • Bonding retaining wall block and caps



POLYMERIC SAND - Polymeric Sand is a precise mixture of polymer binders and clean natural sand. Polymeric Sand will bond with the pavers/stones adding strength to the joint as well as reliability to the pavement system. It is ideal for use on any paver surface such as sloping areas, driveways, patios, pool decks, sidewalks, etc.

Use For: Driveways • Sidewalks • Pool decks • Patios

BEFORE - No Sealer



AFTER - With Sealer




Color Variations

As in all natural materials, color in paving stones and wall stones has inherent variations. Paver and wall color is affected by the variances in the raw materials, concrete mixture, moisture content, climactic conditions, and other variations. Therefore, the colors shown are approximate representations of paver and wall colors, but should not be expected to be an exact match of what will be delivered.

The Nature of Efflorescence

Another cause of color variation in paving stones and wall stones may be the natural phenomenon called efflorescence. Efflorescence, a deposit of white salts consisting of mostly calcium carbonate, may appear as a white powder on the paver or wall surface and in no way affects the structural integrity. This phenomenon occurs in all concrete and although it cannot be completely prevented from occurring, efflorescence generally will weather off and disappear over time or can be removed with cleaners at the job site.





Panorama™ Supra Pavers



Manufactured at:
8479 Broadwell Road
Cincinnati, OH 45244
(513) 474-3783

QUIKRETE and its subsidiaries (collectively QUIKRETE) reserve the right to improve its products and make changes to its specification and design without notice. The information contained herein has been compiled by QUIKRETE and to the best of its knowledge, accurately represents Keystone Hardscapes products and how they may be used in the applications which are illustrated. Site conditions, including load pressures acting on the wall, soil types and drainage conditions, may vary. Final determination of the suitability of the product for the use contemplated and the manner of product use are the sole responsibility of the user. Good construction practices and local building codes require the use of an engineered design when constructing retaining walls or freestanding walls in many conditions. Structural design and analysis should be provided by a qualified engineer.

NOTICE OF LIMITED WARRANTY: the terms of the Limited Warranty applicable to our products can be found at www.keystonehardscapes.com or can be obtained by sending a written request to c/o KEYSTONE HARDSCAPES, 5 Concourse Parkway, Atlanta, GA 30328 USA.

©2022 The QUIKRETE Companies - Patents Pending. • KHS - 04/2022

keystonehardscapes.com