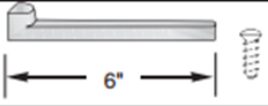





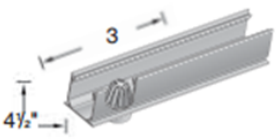
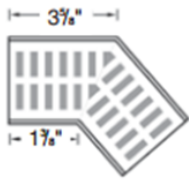
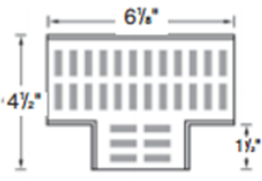



## MINI CHANNEL ACCESSORIES

|   | Part No.             | Description  | Color                      |
|---|----------------------|--|----------------------------|
|    | 529<br>230           | Stainless Steel Screws, FH #4 x 5/8",<br>6" Channel Installation Stake | Steel<br>Gray              |
|    | 532                  | 2" Sch. 40 Hub to 3" S&D<br>Spigot Adapter                             | White                      |
|    | 533                  | 2" Sch. 40 Hub to 4" S&D<br>Spigot Adapter                             | White                      |
|    | 546                  | Spigot End Outlet for 2" Sch. 40 Pipe Fitting                          | Gray                       |
|    | 547                  | 3" Channel End Cap   | Gray                       |
|  | 548                  | 3" Channel Coupling  | Gray                       |
|  | 550                  | 3' Long Channel with 2"<br>Sch. 40 Spigot Bottom Outlet                | Gray                       |
|  | 5300<br>5303         | Fabricated 45° Elbow with Grate  | Gray<br>Sand               |
|  | 5370<br>5372<br>5374 | Fabricated Tee with Grate  | Gray<br>Black<br>Brick Red |
|  | 5380<br>5383         | Fabricated 90° Elbow with Grate  | Gray<br>Sand               |