



**newline®**  
HARDSCAPES  
A DIVISION OF YORK BUILDING PRODUCTS

**2024 PAVER CATALOG**

**LIVE OUTSIDE.®**



# LIVE OUTSIDE.®

Welcome to our new 2024 portfolio of concrete paver products. All products in this brochure are stocked for immediate delivery to your project.

You will notice several new items added this year, with more to come in 2025.

We are passionate about developing and delivering the highest-quality, most exciting products for outdoor living. That's why our slogan is "Live Outside."

We design our product colors to coordinate and align with current trends in outdoor living, with a nod to connect our colors to the environment.

We hope you enjoy your new outdoor space!

Welcome home... to **living outside.**

FOLLOW US







# pavers

Veranda™ and Veranda XL™	4-5
Chateau™ and Chateau XL™	6-7
Village Cobble™	8-9
Provence Cobble™	10-11
River Cobble™	12-13
Holland Stone™	14
Coping™	15
Breton™ (permeable)	16
Turfstone™ (permeable)	17
Product Specifications Matrix	18
Warranty and Care Information	19








# Veranda™ and Veranda XL™

Designed as an oversized, three-piece slab system, Veranda smooth-faced pavers deliver a sleek, modern style and sophistication. Install as a stand-alone three-piece system or combine with the Veranda XL series to create a six-piece paving system.



## Veranda (Bundled)



4x8x2<sup>3</sup>/<sub>8</sub>

8x8x2<sup>3</sup>/<sub>8</sub>

8x12x2<sup>3</sup>/<sub>8</sub>

## Veranda XL (Bundled)

Veranda XL not recommended for vehicular applications.  
**(XL available in Fieldstone & Granite only.)**



8x16x2<sup>3</sup>/<sub>8</sub>

16x16x2<sup>3</sup>/<sub>8</sub>

16x24x2<sup>3</sup>/<sub>8</sub>


## Colors




coastal tan



fieldstone



granite



mesquite

Color swatches are for reference. Please refer to actual samples for proper color matching.








# Chateau™ and Chateau XL™

A more casual, oversized, three-piece slab system, Chateau uses rectilinear shapes, slate-textured surfaces, and rounded edges to recall the timeless appeal of weathered cut flagstone. Install as a stand-alone three-piece system or combine with the Chateau XL series to create a six-piece paving system.



## Chateau (Bundled)



4x8x2<sup>3</sup>/<sub>8</sub>

8x8x2<sup>3</sup>/<sub>8</sub>

8x12x2<sup>3</sup>/<sub>8</sub>

## Chateau XL (Bundled)

Chateau XL not recommended for vehicular applications.




8x16x2<sup>3</sup>/<sub>8</sub>

16x16x2<sup>3</sup>/<sub>8</sub>

16x24x2<sup>3</sup>/<sub>8</sub>

## Colors




coastal tan



fieldstone



granite



mesquite

Color swatches are for reference. Please refer to actual samples for proper color matching.







# Village Cobble™

Our classic, most popular paver features a textured finish with rounded edges. Each size is sold separately, allowing you to mix and match sizes to meet your specific design needs.



6x6x2 $\frac{3}{8}$



6x9x2 $\frac{3}{8}$

Each size sold separately.

## Colors



coastal tan



fieldstone



granite



mesquite

ACCENT COLOR  
(6x9 UNITS ONLY)



charcoal







# Provence Cobble™

Reminiscent of lingering outside on warm summers in southern France, Provence Cobble features a flat, antiqued finish with an old-world feel. The system is available in three sizes (as a mixed bundle on one pallet), allowing you to customize your look.

## Provence Cobble (Bundled)



3x6x2<sup>3</sup>/<sub>8</sub>




6x6x2<sup>3</sup>/<sub>8</sub>




6x9x2<sup>3</sup>/<sub>8</sub>

## Colors



fieldstone



granite





Creates a flowing, natural look.  
Perfect for walkways and patios.



# River Cobble™

River Cobble offers different design possibilities for your landscape project. Featuring rounded shapes and surfaces, it delivers the soothing appeal of river-worn stones. River Cobble comes in wide variety of shapes, creating organic, flowing patterns. The unique design of this paver makes it ideal for tight or oddly-shaped spaces. No need for cutting - making installation easier.



6x4x2 3/8

## Colors



fieldstone



granite





holland stone in granite


## Holland Stone™

The design flexibility, simple rectangular shape, and ease of installation make Holland Stone a favorite for homeowners. Holland Stone is often used as an accent or border course with other NewLine pavers.




4x8x2 $\frac{3}{8}$

### Colors



fieldstone



granite

Color swatches are for reference. Please refer to actual samples for proper color matching.





coping in fieldstone

## Coping™


Our Coping unit provides a smooth, soft roll to the edge of your patio or steps. Coping can be used for applications such as swimming pools, deck overhangs, step treads, seating areas, and wall caps.



6x12x2<sup>3</sup>/<sub>8</sub>

### Colors

### ACCENT COLOR




coastal tan




fieldstone



granite



mesquite



charcoal

swatches are for reference. Please refer to actual samples for proper color matching.





## Breton™

Breton **permeable pavers** are a three-piece mixed bundle (all on one pallet), crafted with a natural, stone-cleft finish. Enlarged lugs on the units' sidewalls create quarter-inch joints that drain water to the permeable base when filled with a properly-sized aggregate. This infiltration filters stormwater and recharges groundwater sources, creating a sustainable pavement option.

### Colors



4x8x3 1/8



8x8x3 1/8



8x12x3 1/8



fieldstone



granite





## Turfstone™

A rectangular, **permeable slab** (with open grids) allows water to pass through the system. Turfstone can be used for overflow parking, erosion control, and parking lots requiring permeable paving. The open voids can be filled with drainage aggregate for maximum infiltration, or with soil to allow greenery to grow.



16x24x3⅞

### Color



pewter



# Paver Specifications

Product	Shape	Width (in.)	Length (in.)	Height (in.)	Thickness (mm)	SF/Pallet	Pcs/Pallet	Wgt/Pallet (lbs.)
Veranda (Bundled)	4x8	4	8	2 <sup>3</sup> / <sub>8</sub>	60	103	80	2931
	8x8	8	8	2 <sup>3</sup> / <sub>8</sub>			80	
	8x12	8	12	2 <sup>3</sup> / <sub>8</sub>			80	
Veranda XL (Bundled)	8x16	8	16	2 <sup>3</sup> / <sub>8</sub>	60	103	20	2931
	16x16	16	16	2 <sup>3</sup> / <sub>8</sub>			20	
	16x24	16	24	2 <sup>3</sup> / <sub>8</sub>			20	
Chateau (Bundled)	4x8	4	8	2 <sup>3</sup> / <sub>8</sub>	60	103	80	2931
	8x8	8	8	2 <sup>3</sup> / <sub>8</sub>			80	
	8x12	8	12	2 <sup>3</sup> / <sub>8</sub>			80	
Chateau XL (Bundled)	8x16	8	16	2 <sup>3</sup> / <sub>8</sub>	60	103	20	2931
	16x16	16	16	2 <sup>3</sup> / <sub>8</sub>			20	
	16x24	16	24	2 <sup>3</sup> / <sub>8</sub>			20	

Product	Shape	Width (in.)	Length (in.)	Height (in.)	Thickness (mm)	Pcs/SF	Layers/Pallet	SF/Pallet	Pcs/Pallet	Wgt/Pallet (lbs.)
Village Cobble	6x6	5½	5½	2 <sup>3</sup> / <sub>8</sub>	60	3.62	N/A	100	480	2800
Village Cobble	6x9	5½	8¼	2 <sup>3</sup> / <sub>8</sub>	60	2.42	N/A	95	300	2660
Provence Cobble (Bundled)	3x6	2 <sup>15</sup> / <sub>16</sub>	5 <sup>15</sup> / <sub>16</sub>	2 <sup>3</sup> / <sub>8</sub>	60			116	160	
	6x6	5 <sup>15</sup> / <sub>16</sub>	5 <sup>15</sup> / <sub>16</sub>	2 <sup>3</sup> / <sub>8</sub>			N/A		160	3248
	6x9	5 <sup>15</sup> / <sub>16</sub>	8 <sup>7</sup> / <sub>8</sub>	2 <sup>3</sup> / <sub>8</sub>					160	
Holland Stone	4x8	4	8	2 <sup>3</sup> / <sub>8</sub>	60	4.5	N/A	103	480	2884
Coping	6x12	6	12	2 <sup>3</sup> / <sub>8</sub>	60	2	4	104	208	2375
River Cobble	6x4	6	4	2 <sup>3</sup> / <sub>8</sub>	60	5.5	N/A	116	640	2872
Breton (Bundled)	4x8	4	8	3 <sup>1</sup> / <sub>8</sub>	80	86		192	64	3074
	8x8	8	8	3 <sup>1</sup> / <sub>8</sub>	80				64	
	8x12	8	12	3 <sup>1</sup> / <sub>8</sub>	80				64	
Turfstone	16x24	15¾	23 <sup>7</sup> / <sub>8</sub>	3 <sup>1</sup> / <sub>8</sub>	80	0.374	8	84	32	1920



## Hardscape Lifetime Transferable Warranty

NewLine Hardscapes backs our manufactured paver and wall products with a lifetime transferable warranty, guaranteeing our products against manufacturing defects. This warranty is for residential construction only and is applicable where products have been correctly installed to meet industry specifications. Color variances and the appearance of efflorescence do not constitute a warranty claim. Any defective products will be replaced; however, replacement labor and transportation costs are not included in this warranty. All warranty claims must be made prior to the removal or disposal of the defective product. We will honor this transferable warranty with a proof of purchase (invoice or delivery ticket).

The foregoing warranty is exclusive and in lieu of all other express or implied warranties of any kind. Furthermore, NewLine disclaims all implied warranties of merchantability as well as all implied warranties of fitness for a particular purpose. NewLine shall not be liable for any consequential damages or incidental damages arising from any warranty claim made against it.

**NOTE:** This warranty does not apply to any breakage, chipping or other deterioration that was caused by improper design or installation which does not comply with applicable codes, the ICPI, CMHA and recognized work procedures. Please visit [www.icpi.org](http://www.icpi.org) or [www.cmha.org](http://www.cmha.org) for more information on installation specifications. This warranty does not apply to any damage resulting from a natural disaster or from a deliberate and/or negligent act on the part of the purchaser, owner of the building, installer or any third party.

### Color

The natural materials that we use in our paving stones and retaining wall products deliver a range of colors that closely match color samples in catalogs, spec books, color swatch books, and online photos. However, NewLine cannot guarantee exact color matching. Our pavers and walls can vary slightly in color depending on environmental conditions. Therefore, colors shown are approximate representations of standard colors and shouldn't be expected to be an exact match. Final color selections should be made at your local dealer from stock product or displays. NewLine always recommends immediately verifying the product and color upon receipt. If there are any discrepancies, contact your local dealer before continuing your project. Installation of the product constitutes its acceptance. Proper installation enhances the overall color of pavement. Units should be randomly picked from at least two pallets when installing. This creates a subtle blending of color.

### Efflorescence

Our warranty does not apply to efflorescence. Efflorescence is a whitish, powderlike deposit that can appear on the surface of concrete products. When cement hydrates, calcium hydroxide is formed. A reaction occurs between the calcium hydroxide and carbon dioxide (from the air) to form water-insoluble calcium carbonate, which is called efflorescence. Efflorescence does not have an effect on the structural performance or durability of the concrete pavers. NewLine includes admixtures in their concrete products to help minimize efflorescence, but efflorescence is a natural occurrence in all concrete products. NewLine does not warrant concrete pavers or walls that it manufactures against the appearance of efflorescence. Efflorescence may appear immediately or within months following installation. It may remain for months or some of it may wear away. Deposits may be removed from the concrete paver surface by using proprietary efflorescence-removers. Before applying any chemicals to remove deposits, please consult your local dealer for efflorescence removal chemicals.

### Polymeric Haze

Polymeric haze from the use of polymeric joint sand may appear on your concrete products if the sand was not removed from the surface of the paver properly. This does not affect the integrity of the product or your installation. The hazing will weather away naturally with time and rain. It can be removed with a specialized cleaner; you are advised to contact your contractor or the polymeric sand company for advice on recommendations. NewLine accepts no responsibility or liability for this occurrence.

### Construction Residue

A by-product of cutting with a saw is residue-filled water or concrete dust. Residue-filled water or re-hydrated dust can cling to the surface and leave a concrete stain. It is recommended to wash and remove the water or concrete dust from the surface of the pavers before it dries. Construction residue can also happen through soil disturbance or environmental elements. These contaminants should be removed immediately but do not affect the integrity of the product or your installation. NewLine accepts no responsibility or liability for these occurrences.

### Compactor and Snow Removal

NewLine pavers with textured surfaces have high and low points on the surface that provide an aesthetic appeal. However, pavers with textured surfaces are susceptible to surface scuffing when they are compacted into place. Therefore, these types of pavers should always be compacted with plate compactors that incorporate a protective mat or other medium between the plate compactor and the surface of the pavers. This system will help ensure that paver surface scuffing is kept to a minimum. These protective mediums include: rubber matting, thin carpet or cardboard. Manufacturers of plate compactors are able to recommend other products that also can be used for this purpose. For further information on paver details, technical information, and recommended construction practices, visit ICPI at [www.icpi.org](http://www.icpi.org).

A plate compactor should not be used on our Porcelain Tile, Veranda/Chateau XL, and Rosetta Flagstone pavers. Also, snow removal equipment should have the proper spacing, bumpers, and rubber blade guards to protect the surface of the pavers. NewLine will not be held responsible for damage caused by the misuse of compaction or snow removal equipment which leaves scuff marks or burns on pavers.





veranda in coastal tan



**newline**<sup>®</sup>  
HARDSCAPES

A DIVISION OF YORK BUILDING PRODUCTS

