Transforming surfaces ...and beyond

NORTON SAINT-GOBAIN

clipper®

DIAMOND, ABRASIVES, AND EQUIPMENT PRODUCTS FOR THE

CONSTRUCTION DISTRIBUTION MARKET



REDEFINING JOBSITE MUSCLE™

SAINT-GOBAIN

About Norton Clipper



Our Expertise

Norton Clipper is your one reliable source for all of your cutting, grinding, and drilling jobsite solutions for the construction market.

For over 135 years, the Norton brand has been a leader in product innovation in cutting and grinding applications. The Clipper brand has been a trusted equipment source on the jobsite since the first masonry saw was invented in 1937. We have taken the core strengths of both brands and merged them into an even stronger entity so that we deliver a unified product offering with the name that can be trusted for quality, durability, speed, life and value.

Norton Clipper boasts the widest range of diamond tools for cutting the most common surfaces: reinforced concrete, asphalt, granite, tile, stone, and steel. Norton Clipper is also well known for supplying high performance machines including: high-speed, walk-behind, masonry, tile and core drilling equipment. Whatever your job requires, we can offer you a leading product line of diamond, abrasives and light equipment for the concrete, construction and rental market with the relentless performance you've come to expect.

Our Mission

We offer powerful, precise, user-friendly solutions, which enable our customers to cut, grind, drill and finish all materials even in the most complex and challenging applications. By working closely with end-users and our construction expert partners, we design and provide customized solutions to secure the best option for performance, cost and safety.

Why Tiers Matter

At Norton Clipper we believe in delivering right choices that matter. Our diamond blades and abrasives are classified in GOOD, BETTER, and BEST performance/price tiers to help you choose the right product for your specific application every time.

If you need help determining the right tier for your specific needs, don't hesitate to contact us directly or reach out to your Norton Clipper sales representative.

Go Further

Visit our website at www.nortonabrasives.com for a more comprehensive outline of products, safety and application information. We continually update it with our most current information.

Connect with us:

GENERAL INFORMATION

About Norton Clipper 2
Quick-Reference 4
What's New 6
Product Selection Guide 8
Leadership 127
Website. 128
Trademarks. 128

ABRASIVES

Cut-off Wheels 11
High-Speed Cut-off Wheels 14
Universal Arbor. 15
Grinding Wheels 16
Fiber and Flap Discs 17
Non-Woven. 18
Wheels and Wire Brushes 19

HIGH-SPEED SAWS AND BLADES

Range Overview 21
CP500 Series Cut-off Saws 22
CE414 Cut-off Saw. 24
Speedy Cart 26
High-Speed iHD Diamond Blades 27
High-Speed Diamond Blades 28

WALK-BEHIND SAWS AND BLADES

Range Overview 33
20HP Gas Mid-Range Self-Propelled . . . 34
13/14HP Gas Mid-Range Self-Propelled Saws 36
C1320P/C1420P Gas Mid-Range Push Saw 38
C1318P/C1418P Gas Small Push Saw . . 40
C13PE/C14PEK Gas Small Push Saw . . . 42
C914P Compact Push Saw 44
GC55 Early-Entry/Green Small Push Saws . 46
GC55VAC Early-Entry/Green Small Push Saws 48
Walk-Behind Diamond Blades 50

MASONRY SAWS AND BLADES

Range Overview 55
BBL Blockbuster Large - Electric 56
BBL Blockbuster Large - Gas 58
BBC Blockbuster Compact - Electric. . . . 60
BBC Blockbuster Compact - Gas. 62
BBM307 Blockbuster Mini 64
BBM158 Blockbuster Mini 66
CST Series Masonry/Stone/Tile Saws . . . 68
Masonry Diamond Blades 70

TILE SAWS AND BLADES

Range Overview 77
CTC1020XL Tile Saw. 78
CTC705 Tile Saw 80
Tile Diamond Blades 82

PORTABLE HANDHELD BLADES

Diamond and Abrasive Blades For Cordless Tools 88
Diamond Blades 89
Diamond Cup Grinders 93
Vacuum Shroud Kit 95

CORE DRILLS, CORE BITS, AND ACCESSORIES

Range Overview 97
DR520 and DR620 Core Drill Rigs. 98
HDR600C Handheld 100
HHD3TOL Handheld 101
HHDETOL Handheld 102
HHDET1800 Handheld 103
Accessories and Extensions 104
Core Bits 106

MERCHANDISING

Point-of-Purchase Displays 111
Point-of-Purchase Signage 116
Point-of-Purchase Packaging 127

SAFETY

Guidelines for Safety Use 118
Breakages/Personal Injury 119
Safe Operating Practices. 119
Safety Icons 120
Silica Dust 121
Technical Information 122
Cutting Depths / Operating Speeds . . . 125
Extension Cord Recommendations . . . 126



Abrasive Products


Cut-Off Wheels
Page 11


Flap Discs
Page 17


Grinding Wheels
Page 16


High-Speed Cut-Off Wheels
Page 14


Non-Woven Discs
Page 18


Wire Brushes
Page 19

Premium Diamond Products


4X4 MaxCut
Page 28


DUO Asphalt
Page 30


DUO EVO
Page 29


GMAX
Page 51


Silencio
Page 71


4X4
Page 28


Aero-Jet
Page 30


DUO
Page 29


DUO Abrasive
Page 30


DUO Small Diameter
Page 89


Paradigm
Page 53


Rescue Runner
Page 32


Paradigm
Page 107


iHD Cup Grinders
Page 93

High-Speed Saws


CP500 Gas Cut-Off Saws
Page 22


CE414-350SS Electric Cut-Off Saws
Page 24


Speedy Cart High-Speed Saw Cart
Page 26

Walk-Behind Saws



20HP Gasoline Mid-Range Self-Propelled Saws
Page 34



13/14HP Gas Mid-Range Self-Propelled Saws
Page 36



C1320P/C1420P Gasoline Small Push Saws
Page 38



C1318P/C1418P Gas Small Push Saw
Page 40



C13PE/C14PEK Gas Small Push Saw
Page 42



C914P Compact Push Saw
Page 44



GC55 Early-Entry/Green Small Push Saws
Page 46



GC55VAC Early-Entry/ Green Small Push Saws
Page 48

Masonry Saws



BBL Blockbuster Large Masonry Saws
Page 56



BBC Blockbuster Compact Masonry Saws
Page 60



BBM Blockbuster Mini Masonry Saws
Page 64



CST Series Masonry, Stone, Tile Saws
Page 68

Tile Saws



CTC1020XL Tile Saw
Page 78



CTC705 Tile Saw
Page 80

Core Drills



DR520/620 Core Drill Rigs
Page 98



HDR600C Handheld Core Drill
Page 100



HHD3TOL Handheld Core Drill
Page 101



HHDETOL Handheld Core Drill
Page 102



HHDET1800 Handheld Core Drill
Page 103

Whether you are looking to expand your rental fleet with rugged, reliable equipment, or grow your walk-in consumable sales, Norton Clipper can help. We have expanded our portfolio with new high-quality products to complement our existing offering you've come to know and trust. We will continue to deliver product innovation that makes Norton Clipper the single source supplier for all of your rental and construction needs.

We look forward to showing you how Norton Clipper is REDEFINING JOBSITE MUSCLE.

Equipment



C914P
Bridging the gap between the GC55 and reliable 13HP walk-behind saw range.



KOHLER ENGINES
We are exited to expand our partnership with KOHLER on our gas walk-behind saw line. KOHLER is an industry leader and trusted engine supplier for almost 100 years.



SPEEDY CART
Convert your handheld high-speed saw to a walk-behind saw. The last cart needed to get the job done.



CE414-350SS
The electric high-speed cut-off saw that redefines jobsite muscle with power, performance, durability and innovation.



GC55VAC
The best early entry saw just got better with a vacuum attachment option.



CST SERIES
The missing link between long tiles saws and powerful masonry saws.

NORTON SAINT-GOBAIN clipper®

Diamond Blades

High-Speed - Multi-Cut for Multiple Materials
Premium features combined with low pricing make for a reliable, fast cutting, long life blade for a variety of common construction materials.

High-Speed - ValuPlus for Abrasive Materials
Ideal for residential contractors, priced competitively and designed to perform in abrasive materials either wet or dry.

Walk-Behind - Classic 18" & 20"
Designed to handle all of the material applications of the small walk-behind saw without breaking the bank.

Masonry - Silencio Charger
Easy on the ears and the wallet. A more economical quiet sandwich core is the perfect solution when cutting in sound sensitive work areas.

Tile - Slicer Turbo Mesh
The unique mesh segment is designed for fast cutting and minimal chipping on extra hard ceramics, porcelain and other hard/dense materials. Available in 14" down to 4 1/2".

Portable – 9" blades for cordless power tools
Make your battery tool more versatile. This new product offering is designed to enhance the productivity of the 9" cordless portable saw.



Abrasives

Charger Chop Saw Wheel
New and improved with increased performance and STUD cutting option. Your better choice when performance counts.



Performance Quality Tiers

Within the Norton Clipper diamond and abrasive range, we offer a choice of performance levels, adapted to the requirements of our customers. For blades, a higher number of diamonds represent higher diamond concentration and longer product life. Each blade is clearly marked with these diamonds located underneath the product name. The color of the right half of the label also indicates the performance level as indicated below. Our abrasive products display a + symbol that represents the same tiering structure.

SUB BRAND	TIER	DIAMOND BLADES	ABRASIVE WHEELS	PERFORMANCE	LABEL COLOR
PREMIUM BLADES	Best	5		Best Performance	Blue
CHARGER	Better	4	4 ++++	High Performance	Gray
CLASSIC	Good	3	3 +++	Good Performance	Black
VALUPLUS	Value	2		Consistent Performance	White

Blotter Examples:
Abrasive Wheels

Blotter Examples:
Diamond Blades



Types of Diamond Blades



Segmented Rim

- Most aggressive cutting action for use on the widest variety of materials.
- Typically used on high-speed, walk-behind and masonry saw blades.
- Gullets (space between segments) are designed for specific applications.



Turbo Rim

- Aggressive cutting action with a smoother quality of cut.
- For use on harder materials such as granite, marble, and stone, to reduce chipping.



Continuous Rim

- Provides the smoothest of cuts.
- For use on procelain, ceramic tile, marble, and other hard materials requiring a high quality cut.

In addition to the easily identifiable performance quality tiers, Norton Clipper packaging helps you select the correct product for your application by simply answering these 5 questions.



How to Choose the Right Diamond Blade

1. How deep is the cut? BLADE DIAMETER
   (Refer to cutting depth charts beginning on page 127)
2. What are you cutting? APPLICATION
   (Refer to application chart on catalog back cover)
3. Is the cutting application wet or dry? WATER SYMBOL
4. What type of saw (horsepower)? MACHINE PICTURE
5. How big is the job? PERFORMANCE QUALITY TIER
   (Refer to chart on page 8)



HOW DEEP IS THE CUT?	WHAT ARE YOU CUTTING?	IS APPLICATION WET OR DRY?	HOW MUCH HORSEPOWER?	HOW BIG IS THE JOB?
BLADE DIAMETER	APPLICATION / COLOR CODE	WET OR DRY SYMBOLS	TYPE OF MACHINE	PERFORMANCE QUALITY

How to Choose the Right Abrasive Product

1. What tool are you using? ABRASIVE SIZE
   (Refer to icon on label to match with your tool size and tool speed)
2. What are you cutting or grinding? MATERIAL TYPE
   (Color-coded by material to be cut or ground)
3. What abrasive product do you need? APPLICATION
4. How big is the job? PERFORMANCE QUALITY TIER
5. How to keep safe? IDENTIFY WARNING SYMBOLS



NORTON
SAINT-GOBAIN

clipper®

ABRASIVES LINE

Wheels, Discs, Non-Woven, Wire Brushes



CUTTING & GRINDING JOBSITE SOLUTIONS

RUGGED – Continually attuned to the market needs since our invention of the first masonry saw to today's leadership in noise-dampening steel cores, universal arbors, and grain technologies delivers innovation to help you succeed.

RELIABLE – Combining the rich history of Clipper into the Norton family brings a single source supplier to the construction market with the high-quality and product performance you can trust to get you on and off the job quickly. Better tier = Charger. Good tier = Classic.

AFFORDABLE – Leveraging the deep knowledge base of our product and technical teams to offer right product solutions for price competitiveness that make a difference to your bottom line.

REDEFINING
JOBSITE MUSCLE™
Rugged. Reliable. Affordable.

Steel & Stainless

General purpose ferrous metals (steel, iron, welds), stainless steel and other high-strength alloys.

CIRCULAR SAW WHEELS – TYPE 01/41

CLASSIC +++

Standard grade with good performance and life when cutting metal. Standard silicon carbide with good performance when cutting brick, block, concrete and other masonry materials.

UPC	SIZE	APPLICATION	MAX RPM	STD PKG
701846**01484**	7 x 3/32 x 5/8 Diamond	Metal / Stainless	8,730	25



Multi-Material/Multi-Purpose

Concrete, reinforced concrete, granite, building materials, thin steel sections, angle iron up to 1/2" material thickness, rebar up to no. 5.

CIRCULAR SAW WHEELS – TYPE 01/41

CLASSIC +++

Standard grade with good performance and life when cutting metal. Standard silicon carbide with good performance when cutting brick, block, concrete and other masonry materials.

UPC	SIZE	APPLICATION	MAX RPM	STD PKG
701846**09146**	6.5 x 3/32 x 5/8 Diamond	Multi-Material	9,405	25
701846**09147**	7 x 3/32 x 5/8 Diamond	Multi-Material	9,405	25



Steel & Stainless

General purpose ferrous metals (steel, iron, welds), stainless steel and other high-strength alloys.

CHOP SAW WHEELS – TYPE 01/41

CHARGER ++++

Industrial performance to be used in cutting pipe, angle iron, rebar and steel studs.

UPC	SIZE	APPLICATION	MAX RPM	STD PKG
701846**01624**	14 x 3/32 x 1 Side Reinforced	STUD	4,365	10



CLASSIC +++

Industrial performance to be used in cutting conduit, tail pipes, structural and other solid shapes.

UPC	SIZE	APPLICATION	MAX RPM	STD PKG
701846**01477**	14 x 3/32 x 1 Center Reinforced	Metal / Stainless	4,365	10
701846**01478**	14 x 3/32 x 1 Side Reinforced	Metal / Stainless	4,365	10





Steel & Stainless

General purpose ferrous metals (steel, iron, welds), stainless steel and other high-strength alloys.

RIGHT ANGLE CUT-OFF WHEELS – TYPE 01/41

CHARGER ++++

Durable grain for maximum productivity of 3X the life and 2X the cut rate over conventional cut-off blades. High performance.



UPC	SIZE	APPLICATION	MAX RPM	STD PKG
701846**01460**	4-1/2 x .045 x 7/8	Metal / Stainless	13,580	25
701846**01462**	6 x .045 x 7/8	Metal / Stainless	10,185	25

CLASSIC +++

Industrial grade performance when cutting an array of steels and metal. Good Performance.



UPC	SIZE	APPLICATION	MAX RPM	STD PKG
701846**01481**	3 x 1/16 x 3/8	Metal / Stainless	25,465	25
701846**09133**	4 x .045 x 5/8	Metal / Stainless	15,280	15
701846**01455**	4-1/2 x .045 x 7/8	Metal / Stainless	13,580	25
701846**01456**	5 x .045 x 7/8	Metal / Stainless	12,225	25
701846**01457**	6 x .045 x 7/8	Metal / Stainless	10,185	25
701846**01458**	7 x 1/16 x 7/8	Metal / Stainless	8,600	25

Multi-Material/Multi-Purpose

Concrete, reinforced concrete, granite, building materials, thin steel sections, angle iron up to 1/2" material thickness, rebar up to no. 5.

RIGHT ANGLE CUT-OFF WHEELS - TYPE 01/41

CLASSIC +++

Industrial grade performance when cutting an array of steels and metal. Good Performance.



UPC	SIZE	APPLICATION	MAX RPM	STD PKG
701846**09135**	4-1/2 x .045 x 7/8	Multi-Material	13,580	25

Steel & Stainless

General-purpose ferrous metals (steel, iron, welds), stainless steel and other high strength alloys.

ABRASIVE CUT-OFF WHEEL FOR USE ON CORDLESS POWER TOOLS ONLY

CHARGER ++++

This Norton Clipper abrasive cut-off wheel completes the 9" offering for use on cordless tools in metal applications. Thinner abrasive wheel for less drag and power draw on cordless tools. Reinforced metal arbor to enhance push and cutting speed. Cordless abrasive blend to maximize cutting speed and tool battery life.



UPC	SIZE	APPLICATION	MAX RPM	STD PKG
701846**09080**	9 x .078 x 7/8	Metal / Stainless	6,600	25

Steel & Stainless

General purpose ferrous metals (steel, iron, welds), stainless steel and other high-strength alloys.

RIGHT ANGLE CUT-OFF WHEELS – TYPE 27/42

CHARGER ++++

Durable grain for maximum productivity of 3X the life and 2X the cut rate over conventional cut-off blades. High performance.



UPC	SIZE	APPLICATION	MAX RPM	STD PKG
701846**01470**	4-1/2 x .045 x 7/8	Metal / Stainless	13,580	25
701846**01474**	6 x .045 x 7/8	Metal / Stainless	10,185	25

CLASSIC +++

Industrial grade performance when cutting an array of steels and metal. Good Performance.



UPC	SIZE	APPLICATION	MAX RPM	STD PKG
701846**01464**	4 x .045 x 5/8	Metal / Stainless	15,280	25
701846**01465**	4-1/2 x .045 x 7/8	Metal / Stainless	13,580	25
701846**01466**	5 x .045 x 7/8	Metal / Stainless	12,225	25
701846**01467**	6 x .045 x 7/8	Metal / Stainless	10,185	25
701846**01468**	7 x .045 x 7/8	Metal / Stainless	8,600	25

Multi-Purpose

Concrete, reinforced concrete, granite, building materials, thin steel sections, angle iron up to 1/2" material thickness, rebar up to no. 5.

REINFORCED CUT-OFF WHEELS

CHARGER ++++

High-performance aluminum oxide grain wheels designed for general purpose cutting of all steel and stainless applications. Triple reinforcement ensures longer life and smoother cutting.

UPC	SIZE	APPLICATION	MAX RPM	STD PKG
701846**01618**	12 x 1/8 x 20mm	Concrete	6,300	10
701846**01620**	12 x 1/8 x 20mm	Asphalt	6,300	10
701846**01496**	12 x 1/8 x 1"/20mm	Concrete	6,300	10
701846**01619**	12 x 1/8 x 20mm	Metal / Stainless	6,300	10
701846**01623**	14 x 1/8 x 20mm	Asphalt	5,400	10
701846**01621**	14 x 1/8 x 20mm	Concrete	5,400	10
701846**01500**	14 x 1/8 x 1"/20mm	Metal / Stainless	5,400	10
701846**01622**	14 x 1/8 x 20mm	Metal / Stainless	5,400	10



CLASSIC +++

For metal and steel cutting application, including rebar, steel pipe, structural steel, sheet metal, cable and small to medium diameter solid pieces.

UPC	SIZE	APPLICATION	MAX RPM	STD PKG
701846**01489**	12 x 1/8 x 1"/20mm	Metal / Stainless	6,300	10
701846**01491**	14 x 1/8 x 1"/20mm	Concrete	5,400	10
701846**01492**	14 x 1/8 x 1"/20mm	Ductile	5,400	10
701846**01493**	14 x 1/8 x 1"/20mm	Metal / Stainless	5,400	10



NEW & IMPROVED CLASSIC METAL!

Achieve market-leading cutting speeds with the new and improved design of the Norton Classic Metal abrasive wheel. The new advanced alumina grain blend has more cutting points per area, offering 50% faster cut rate and a new proprietary tough bond technology offers twice the life and aggressive cutting action.



you talked **WE LISTENED**

In an effort to help you and your customers more easily identify the right high-speed abrasive wheel for the specific application, we have improved our packaging labels for enhanced application visibility. A color-coded pictogram is prominently displayed on the packaging to ensure the right product is selected every time!







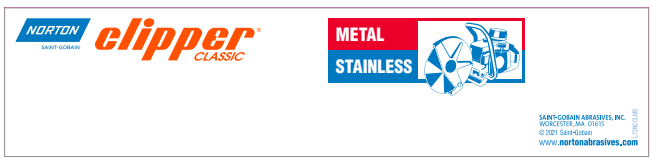

knock out
THE COMPETITION

Our first to market 1"/20mm knock-out arbor fits all gas and electric high speed saws. A 20mm bushing is pre-mounted into the 1" molded arbor hole. The wheel, with the 20mm bushing, can be mounted directly on any 20mm arbor high speed saw. With the bushing removed, exposing the 1" arbor hole, the wheel can be mounted on any 1" arbor high speed saw. Combining this arbor, with heavy-duty triple reinforcing results in a higher performing, extra strong, longer lasting cutting wheel.

* Once the 20mm bushing is removed, it cannot be replaced.



Universal Arbor

The Norton universal arbor allows the abrasive blade to be used on either a 1" or 20mm high-speed gas or electric cut-off saw. Also reduces inventory.



Reinforcement Options

Metal, ductile, and concrete blades all have options with triple reinforcement adding to life and a smoother cut.



High-Performance Grain

Infused with grain technology, where necessary, to offer performance advantages where it counts.

Steel & Stainless

General purpose ferrous metals (steel, iron, welds), stainless steel and other high-strength alloys.

GRINDING WHEELS – TYPE 27

CLASSIC +++

Industrial grade performance when grinding an array of metals and steels. Exceptional life and cut rate on carbon and stainless steel. Good performance.

UPC	SIZE	APPLICATION	MAX RPM	STD PKG
701846**01502**	4-1/2 x 1/4 x 5/8-11	Concrete	13,580	10
701846**01503**	4-1/2 x 1/4 x 5/8-11	Metal / Stainless	13,580	10
701846**01505**	4-1/2 x 1/4 x 7/8	Metal / Stainless	13,580	25
701846**01507**	5 x 1/4 x 7/8	Metal / Stainless	12,225	25
701846**01528**	5 x 1/8 x 7/8	Metal / Stainless	12,225	25
701846**01509**	6 x 1/4 x 7/8	Metal / Stainless	10,185	25
701846**01510**	7 x 1/4 x 5/8-11	Metal / Stainless	8,600	25



Multi-Material/Multi-Purpose

Concrete, reinforced concrete, granite, building materials, thin steel sections, angle iron up to 1/2" material thickness, rebar up to no. 5.

CLASSIC DEPRESSED CENTER GRINDING WHEELS - TYPE 27

CLASSIC +++

Industrial grade performance when grinding all types of materials including: meta-inox, stone, aluminum, PVC, ceramic and tiles. Good performance.

UPC	SIZE	APPLICATION	MAX RPM	STD PKG
701846**09140**	4 x 1/8 x 5/8	Multi-Material	15,280	25
701846**09141**	4 x 1/4 x 5/8	Multi-Material	15,280	25
701846**09142**	4 1/2 x 1/8 x 5/8-11	Multi-Material	13,580	10
701846**09143**	4 1/2 x 1/4 x 5/8-11	Multi-Material	13,580	10
701846**09144**	5 x 1/4 x 5/8-11	Multi-Material	12,225	10
701846**09145**	7 x 1/4 x 5/8-11	Multi-Material	8,600	10





Steel & Stainless

General purpose ferrous metals (steel, iron, welds), stainless steel and other high-strength alloys.

CLASSIC FIBER DISCS – UPC BARCODED

CLASSIC +++

Good choice for steel/ferrous metal and masonry applications with low initial price.



UPC	SIZE	GRIT / GRADE	STD PKG
076607**68187**	4 1/2 x 7/8	16	25
076607**02048**	4 1/2 x 7/8	24	25
076607**02047**	4 1/2 x 7/8	36	25
076607**02046**	4 1/2 x 7/8	50	25
076607**68186**	4 1/2 x 7/8	60	25
076607**02045**	4 1/2 x 7/8	80	25
076607**01915**	5 x 7/8	16	25
076607**01911**	5 x 7/8	24	25
076607**01910**	5 x 7/8	36	25
076607**01909**	5 x 7/8	50	25
076607**68189**	5 x 7/8	60	25
076607**68188**	5 x 7/8	80	25
076607**01916**	7 x 7/8	16	25
076607**01914**	7 x 7/8	24	25
076607**01913**	7 x 7/8	36	25
076607**01912**	7 x 7/8	50	25
076607**68190**	7 x 7/8	60	25

CLASSIC FLAP DISCS – UPC BARCODED

CLASSIC - RETAIL PACK +++

Good choice for steel/ferrous metal and masonry applications with low initial price.



UPC	SIZE	GRIT / GRADE	STD PKG
701846**09163**	4 1/2 x 5/8-11	40	5
701846**09164**	4 1/2 x 5/8-11	60	5
701846**09165**	4 1/2 x 5/8-11	80	5
701846**09166**	7 x 5/8-11	40	5
701846**09167**	7 x 5/8-11	60	5
701846**09168**	7 x 5/8-11	80	5



Multi-Purpose, All Materials

Concrete, reinforced concrete, granite, building materials, thin steel sections, angle iron up to 1/2" material thickness, rebar up to no. 5.

RAPID STRIP DISCS - TYPE 27

CLASSIC +



An open web of thick, strong, synthetic fibers and extra course, smear free abrasive. For cleaning and conditioning of multitude of materials, quickly and easily with very little loading. Perfect for removal of rust, residue and paint.

UPC	SIZE	GRIT / GRADE	STD PKG
701846**01594**	4-1/2 x 5/8-11	Ex. Coarse	10
701846**01595**	4-1/2 x 7/8	Ex. Coarse	10



Multi-Purpose, All Materials

Concrete, reinforced concrete, granite, building materials, thin steel sections, angle iron up to 1/2" material thickness, rebar up to no. 5.

CUP WHEELS - TYPE 11



CLASSIC +++

Type 11 shape for maximum surface grinding coverage. For heavy stock removal and beveling applications on all types of metal materials.

UPC	SIZE	GRIT	GRAIN	STD PKG
701846**01607**	4 / 3 x 2 x 5/8-11	16	AO	10
701846**01608**	5 / 3-3/4 x 2 x 5/8-11	16	AO	5
701846**01609**	6 / 4-3/4 x 2 x 5/8-11	16	AO	5

WIRE CUP BRUSHES



CLASSIC - RETAIL PACK +++

High performance cable crimped cups provide up to 50% longer life and better flexibility on irregular surfaces.

UPC	DESCRIPTION	SIZE	APPLICATION	MAX RPM	STD PKG
701846**09149**	Knotted Cup	3 x .020 x 5/8-11	Carbon	14,000	1/4
701846**09150**	Knotted Cup	4 x .020 x 5/8-11	Stainless	14,000	1/4
701846**09151**	Crimped Cup	3 x .014 x 5/8-11	Carbon	14,000	1/4
701846**09152**	Crimped Cup	3 x .014 x Drill 1/4	Brass	4,500	1/6

WIRE WHEELS & BRUSHES



CLASSIC - BULK PACK +++

Narrow face stringer bead wire deliver high impact cutting and cleaning for the toughest applications. Specially suited for groove and weld bead, corners and t-connections. Large wire wheels clean concrete and asphalt joints and cracks quickly and efficiently before filling or scaling.

UPC	DESCRIPTION	SIZE	APPLICATION	MAX RPM	STD PKG
701846**01615**	Standard Twist Knot	4 x .020 x 5/8-11	Carbon	20,000	6
701846**01616**	Stringer Bead Knot	4 x .020 x 5/8-11	Carbon	20,000	6
701846**01617**	Joint/Crack Cleaning	12 x .035 x 1 - DP	Carbon	4,500	2

UPC	DESCRIPTION	SIZE	APPLICATION	MAX RPM	STD PKG
CLASSIC - RETAIL PACK					+++
701846**09153**	Knotted Wire Wheel Brush	4 x .020 x 5/8-11	Stainless	20,000	1/5
701846**09154**	Knotted Wire Wheel Brush	4 x .020 x 5/8-11	Carbon	20,000	1/5
701846**09155**	Coarse Wire Wheel	4 x .012 x Drill 1/4	Carbon	4,500	1/6
701846**09156**	Coarse Wire Wheel	3 x .012 x Drill 1/4	Brass	4,500	1/6
701846**09159**	Wire Crimped Brush	2 x .012 x Drill 1/4	Brass	4,500	1/6
701846**09160**	Coarse Wire Wheel Brush	2 x .012 x Drill 1/4	Brass	4,500	1/6
701846**09161**	Coarse Wire Wheel Brush	6 x .012 x Fits 1/2 & 5/8 Arbor	Brass	4,500	1/5
701846**09162**	Wire Brush	8 x .012 x Fits 1/2 & 5/8 Arbor	Brass	3,750	1/5

WIRE BENCH WHEELS



CLASSIC - RETAIL PACK +++

High performance cable crimped bench wheels provide up to 50% longer life and better flexibility on irregular surfaces.

UPC	DESCRIPTION	SIZE	APPLICATION	MAX RPM	STD PKG
701846**01614**	Wire Bench Wheel	6 x .014 x 1/2-2 Arbor	Carbon	6,000	1

WIRE END BRUSHES



CLASSIC - RETAIL PACK +++

Wire shank end brushes are ideal for work on irregular surfaces, finer surface finishing, and light-to medium-duty contaminant removal applications.

UPC	DESCRIPTION	SIZE	APPLICATION	MAX RPM	STD PKG
701846**09157**	Coarse Wire End Brush	1 x .012 x Drill 1/4	Brass	4,500	6/1
701846**09158**	Wire End Brush - 6 pack	1 x .012 x Drill 1/4	Brass	4,500	6/5

RANGE OVERVIEW



MODEL#	CP514-350	CP514-350i	CE414-350SS
UPC#	70184647563	70184647565	70184694536
MAXIMUM DEPTH OF CUT	5" (125mm)	5" (125mm)	
MAXIMUM HORSEPOWER	5.4 HP (4.0 kW)	4.2 HP (3.1 kW)	

PRODUCT FEATURES



No More Pre-Mixing Oil and Fuel

The patented iLube® option automatically controls mixing of oil and fuel for maximum efficiency. An electronic sensor will indicate a low oil level and adjust the engine to idle to prevent engine damage.



Easy Start – Hot or Cold

The electronic carburetor's electromagnetic valve eliminates the standard choke and half throttle start. The 4-step easy start eliminates the hassle of a choke. Simply turn the switch on, prime the engine, and push the decompression button, then pull the cord to start.



Multi-Stage Air Filtration

Patented twin-air inlets create an air pulsation that draws fresh air in while pushing dust away from the engine and releasing it out the back to keep the saw running clean and reduce debris being trapped in the filter. The external rocker wheel vibrates the filter to further help release debris. This system extends filter life for less cleaning/replacement.



The CP500 high-speed cut-off saw is destined to be an asset on any crew. It's fully designed with the user in mind to not only cut a smooth, fast track, but it's also fully equipped to handle the everyday performance of any jobsite with unrelenting durability and reliability. Select a standard model or upgrade to the world's first patented automatic lubrication system, iLube®.

TECHNICAL SPECIFICATIONS

PRODUCT #	CP514-350	CP514-350i
UPC	701846**47563**	701846**47565**
Blade Guard Capacity - in (mm)	14" (356)	14" (356)
Maximum Depth of Cut - in (mm)	5" (125)	5" (125)
Arbor Size - in (mm)	.78 (20)	.78 (20)
Blade Flange Diameter - in (mm)	3.93 (100)	3.93 (100)
Blade Shaft RPM	4,500	4,500
Blade Shaft Bearings	Heavy Duty Sealed	Heavy Duty Sealed
Blade Shaft Drive	1 Belt	1 Belt
Control	Hand Held	Hand Held
Chassis	Norton Single-Cylinder Two Stroke Engine	Norton Single-Cylinder Two Stroke Engine
Power Source	Single Cylinder 2 Cycle	Single Cylinder 2 Cycle w/iLube
Motor/Engine Type	Norton Clipper	Norton Clipper
Specifications	CP514-350	CP514-350i
Maximum Horsepower[1]	5.4 hp (4.0 kW)	5.4 hp (4.0 kW)
Net Horsepower[1]	5.4 hp (4.0 kW)	5.4 hp (4.0 kW)
Max. Torque ft lbs (Nm)	3.54 (4.8)	3.54 (4.8)
Displacement - cu In (l)	4.94 (81)	4.94 (81)
Bore - in (mm)	2.04 (52)	2.04 (52)
Stroke - in (mm)	1.49 (38)	1.49 (38)
Cylinders/Cycle	Single Cylinder 2 Cycle	Single Cylinder 2 Cycle
Fuel Capacity - gal (l)	0.23 (0.9)	0.23 (0.9)
Oil Capacity - oz (l)	-NA-	10.08 (0.32)
Electronically-Controlled Oil Lubrication	-NA-	YES
Air Filter	Heavy Duty 3 Stage	Heavy Duty 3 Stage
Starter	Manual	Manual
Engine Cooling	Forced Air	Forced Air
Electronically-Controlled Carburettor With Smart Choke	YES	YES
"Sound Level[2,3] Lpeg (EN ISO 19432 Annex B) dB(A)"	98	98
Sound Power Level2,3 Lweg (EN ISO 19432 Annex B) dB(A)	108	108
"Weighted Effective Acceleration[2,4] ahv,eq (EN ISO 19432 Annex C) Rear Handle / Top Handle m/s²"	4.5 / 6.0	4.5 / 6.0
SAW DIMENSIONS		
Height - in (mm)	16-15/16" (430)	16-15/16" (430)
Saw Width - in (mm)	10-1/2" (267)	10-1/2" (267)
Maximum Saw Length (Working) - in (mm)	30-1/2" (775)	30-1/2" (775)
Weight - Uncrated - lbs (kg)	22.49 (10.2)	23.15 (10.5)

ACCESSORIES	UPC	SMART PART #
High-Speed Saw Wheel Kit	005101**09845**	**510109845**
High-Speed Saw Tool Kit	005101**09846**	**510109846**
High-Speed Saw Service Kit **Includes:** one each of the following: belt, air filter, spark plug, start rope w/ grip, decompression valve, hose kit (fuel vent, primer bulb, fuel hoses), and five (5) secondary air filter screens.	701846**32294**	701846**32294**
2.64 Gallon Pressure Water Tank – Metal (Manual Pump, 8ft (2.5m) with Quick Detach Fittings)	003104**64031**	**310464031**
9.24 Gallon Pressure Water Tank – Plastic (Electric pump, automatic shut off, 34ft (10.4m) hose)	701846**02829**	**233936**

1. *DATA PROVIDED BY MOTOR/ENGINE MANUFACTURER*
2. *IN DETERMINING THE ABOVE VALUES REGARDING ACCELERATION OF VIBRATIONS AND SOUND, THE DIFFERENT OPERATING CONDITIONS WERE WEIGHED IN ACCORDANCE WITH THE CURRENT STANDARDS*
3. *INSECURITY K PURS. TO EC DIRECTIVE 2006/42/EC: 2.5 DB(A)*
4. *INSECURITY K PURS. TO EC DIRECTIVE 2006/42/EC: 2 M/S²*



High-Speed Saw Wheel Kit



High-Speed Saw Tool Kit



High-Speed Saw Service Kit



2.64 Gallon Pressure Water Tank

Visit our YouTube page for more product information at:
www.youtube.com/**NortonAbrasives**

PRODUCT FEATURES



Thermal Protection

New ultra efficient air intake system keeps the motor cool while keeping out water and dust. Light indicators show low voltage or amperage overload while electronic clutch protects motor and gear set from damage during excessive conditions. The GFCI protects operators from electric shock.



StableStart

Smoother start provides better operator control. Motor slowly builds speed during start-up preventing unintentional circuit breaker trips.



Design

Strongest motor in class with better ergonomics for easier operation in wet and dry applications, delivering versatility.





The new Norton Clipper CE414-350SS electric high-speed handheld saw is stronger than the competition. Its powerful 4.2HP motor delivers on the jobsite with a fast cut and ease of operator use. Add on unique design features that keep your saw from motor damage or stalling out and your maintenance needs become fewer and far between. Finish with an unprecedented warranty and you'll wonder why you'd choose anything but Norton Clipper.

TECHNICAL SPECIFICATIONS

PRODUCT #	CE414-350SS
UPC	701846**94536**
Blade Guard Capacity - in (mm)	14" (356)
Maximum Depth of Cut - in (mm)	5" (125)
Arbor Size - in (mm)	1" (25.4) / 0.78 (20)
Blade Flange Diameter - in (mm)	4" (100)
Blade Shaft RPM	3,800
Blade Shaft Bearings	Heavy-Duty Sealed
Blade Shaft Drive	Gear Drive
Control	Hand Held
Chassis	Electric
Power Source	115v/60/1 Electric
Motor/Engine Type	Norton Clipper
Specifications	CE414-350SS
Maximum Horsepower1	4.2 hp (3.1 kW)
Net Horse Power1	4.2 hp (3.1 kW)
Starter	Electric
Engine Cooling	Forced Air
LED Overload Indicator	Yes
IC Soft Start	Yes
Thermal Overload Protection	Yes
Cord Length - ft (m)	9.8 (3)
Clutch	Yes
SAW DIMENSIONS	
Height - in (mm)	11-1/8" (283)
Saw Width - in (mm)	11-3/8" (288
Maximum Saw Length (Working) - in (mm)	25-1/4" (11.45)
Weight - Uncrated - lbs (kg)	25.25 (11.6)

ACCESSORIES	UPC	SMART PART #
Vac Attachment System for CD414-350SS	701846**02863**	**233935**

1. *"1 DATA PROVIDED BY MOTOR/ENGINE MANUFACTURER*
2. *2 IN DETERMINING THE ABOVE VALUES REGARDING ACCELERATION OF VIBRATIONS AND SOUND, THE DIFFERENT OPERATING*
3. *CONDITIONS WERE WEIGHED IN ACCORDANCE WITH THE CURRENT STANDARDS*
4. *3 INSECURITY K PURS. TO EC DIRECTIVE 2006/42/EC: 2.5 DB(A)*
5. *4 INSECURITY K PURS. TO EC DIRECTIVE 2006/42/EC: 2 M/S²"*



Vacuum Attachment System



Vacuum Attachment System Close-up

Visit our YouTube page for more product information at:
www.youtube.com/**NortonAbrasives**

PRODUCT FEATURES



Advanced Design

Constructed with heavy-duty long life components and advanced design which creates a cart that allows for faster cuts, straighter cuts, less blade climb and the ultimate cutting experience.



Advanced Motor Adapter Plate

The SPEEDY CART is the world's first truly flexible high-speed saw cart with its optional advanced motor adapter plate system allowing the attachment of the Norton Clipper series and other popular high-speed saws to allow for the utmost utilization on the job site.



Steel Hub Wheels

The SPEEDY CART features steel hub wheels with real bearings for smoother rolling, straighter cuts, and easier operation than competitive models with plastic wheels and no bearings.



TECHNICAL SPECIFICATIONS

PRODUCT DESCRIPTION	UPC	SMART PART #
SPEEDY CART with Norton Clipper High-Speed Saw Adapter (Fits Norton Clipper CP500 Series Gas Saws)	701846**02411**	SPEEDYCART
SPEEDY CART with Stihl High-Speed Saw Adapter (Fits Stihl TS420/TS400/TS500)	701846**07564**	701846**07564**
SPEEDY CART with Husqvarna High-Speed Saw Adapter (Fits Husqvarna K760/K760 Oil Guard/K770/K770 Oil Guard/ K770 VAC)	701846**07565**	701846**07565**
SAWS (SOLD SEPARATELY)	**UPC**	**SMART PART #**
Norton Clipper 14" iLube High-Speed Cut-off Saw (SPEEDY CART not included.)	701846**47565**	CP514-350i
Norton Clipper 14" Standard High-Speed Cut-off Saw (SPEEDY CART not included.)	701846**47563**	CP514-350
ACCESSORIES	**UPC**	**SMART PART #**
Adapter for Norton Clipper CP500 Series Gas Saws (Cable & attachment hardware included. Saw not included.)	003105**01669**	201409-138
Adapter for Stihl Series TS420 (Cable & attachment hardware included. Saw not included.)	003105**01671**	310501671
Adapter for Husqvarna K760 and K770 Series Gas Saws (Cable & attachment hardware included. Saw not included.)	003105**01670**	310501670
Rear mud flap kit	003105**01673**	310501673
Front pointer assembly with attachment hardware	003105**01674**	310501674

NORTON SAINT-GOBAIN clipper®

iHD™ TECHNOLOGY

INFILTRATED HIGH-DENSITY DIAMOND BLADES

A new patented technology with longer blade life, faster cutting power, increased safety, and lower energy required for a high-quality result.



A STREAMLINED 2-STEP PROCESS



1. Form the segment core structure
2. Infiltrate the segment pores with exclusive bonding agent.

RESULT A composite material with enhanced properties for limitless segment design.

UNIQUE PATENTED LASER WELDING WITH INFILTRATED SEGMENTS

Infiltration achieves high uniform density across each whole segment without applying high pressure (like the standard process). This allows Norton to manufacture very robust segments which wear evenly, remain intact and perform faster at higher cutting speeds.

The diamond grit is an integral part of the segment structure. During the patented process a special bond impregnates the core structure and binds the diamond grit into the segment. This ensures optimum use of the diamond grit, giving the diamond tools a longer life.

The simplified process also means increased segment design flexibility resulting in greater diversification of diamond blade shapes to best suit applications and materials being cut.

Multi-Purpose, All Materials

Concrete, reinforced concrete, granite, building materials, thin steel sections, angle iron up to 1/2" material thickness, rebar up to no. 5.

DRY – *SEGMENTED RIM*

4X4 MAX CUT



Taking high-speed cutting versatility to an all new level. The same standard features as the 4X4 with its anti-crack gullets and patented depth indicators that not only cool the blade but also allow the operator to know how deep they are cutting. An all new bond and diamond specification improves blade life in a wide range of materials while excelling in steel. New segment wear indicators give the operator an idea of remaining blade life.

UPC	PART #	SIZE	MAX RPM	SEGMENT HEIGHT
701846**45927**	4X4MC12118	12 x .118 x 1"/20mm	6,300	.472"
701846**45926**	4X4MC14125	14 x .125 x 1"/20mm	5,460	.472"

4X4



Multi-purpose laser welded blade for dry cutting a range of construction materials without sacrificing performance or price. Depth of cut is easily controlled with the patented depth-of-cut indicators cut into the steel core. Anti-crack gullets for enhanced safety cutting steel and metal (up to 5mm thick).

UPC	PART #	SIZE	MAX RPM	SEGMENT HEIGHT
701846**84548**	4X412110	12 x .110 x 1"/20mm	6,300	.393"
701846**84547**	4X414118	14 x .118 x 1"/20mm	5,460	.393"
701846**45306**	4X416125	16 x .125 x 1"/20mm	4,500	.393"

MULTI-CUT NEW



The perfect combination of performance and price on high-speed, masonry, and floor saws. The laser welded segments are designed for cutting speed and long life, while a precise 1"/20mm laser cut dual arbor hole provides consistently secure mounting on the saw. Premium features combined with low pricing make for a reliable, fast cutting, long life blade for a variety of common construction materials.

UPC	PART #	SIZE	MAX RPM	SEGMENT HEIGHT
701846**09680**	MULTICUT14125	14 x .125 x 1"/20mm	5,460	.472"
701846**31788**	MULTICUT16125	16 x .125 x 1"/20mm	4,500	.472"



MULTI-CUT
A very versatile, cut-all blade

When my first **Multi-Cut** blade order arrived, I personally called each of my biggest customers to try this blade. I have clients who cut soft and hard brick, block and other concrete. Everyone's feedback was that this blade does not degrade with use; as it cuts from day one, it cuts the same throughout the life of the blade until it finally runs out.

A really versatile blade for all types of customers that fit perfect into my business.

– Luis Galvan, MG SMALL ENGINE – Springdale, AR

We were given an opportunity in 2021 through Ferrara Equipment Co. to demo a 14" **Multi-Cut** diamond blade. We spent a short period running the blade and giving feedback to Ferrara and Saint-Gobain the day we received it. They allowed us to keep the blade and continue to run it on our job. During this period, we determined that the speed and cleanliness of this new blade was far superior to what we were currently using and what we have used in the past. Cleaner faster cuts! Although we do a wide range of cutting, our primary use of diamond blades is on concrete pavers and patio materials. Cleaner faster cuts are more efficient and eliminate the need for touch-up work on our finished product. We have been extremely satisfied with the **Multi-Cut** blade and will continue to use them going forward!

- Dean Johnson, James River Nurseries Hardscape Division - Ashland, VA

Reinforced Concrete and Harder Building Materials



Reinforced concrete, hard bricks, limestone, terrazzo, and other hard materials.

DRY – *SEGMENTED RIM*

DUO EVO

The unique shape of the DUO EVO segments optimizes the angle of attack while enhancing the evacuation of the debris. With a new manufacturing process, the DUO EVO segments provide an exceptional cutting speed for optimum performance and increased life up to 20% over the original DUO EVO design.

UPC	PART #	SIZE	MAX RPM	SEGMENT HEIGHT
701846**84217**	DUOEVO12110	12 x .110 x 1"/20mm	6,300	.590"
701846**84218**	DUOEVO14118	14 x .118 x 1"/20mm	5,460	.590"
701846**93356**	DUOEVO16130	16 x .130 x 1"/20mm	4,500	.590"



DUO

Our exclusive design, introduced in 2002, has become a dominant name in the market. The unique dual segment per land technology provides excellent cutting speed with low vibration and high comfort of cut. The exclusive arrow shape gullets not only indicate blade direction, but also assist in fast removal of cutting debris. Maximum general purpose performance when cutting medium to low reinforcement, hard materials.

UPC	PART #	SIZE	MAX RPM	SEGMENT HEIGHT
701846**83611**	DUO12110	12 x .110 x 1"/20mm	6,300	.393"
701846**83612**	DUO14110	14 x .110 x 1"/20mm	5,460	.393"
701846**83613**	DUO14125	14 x .125 x 1"/20mm	5,460	.393"
701846**83798**	DUO16125	16 x .125 x 1"/20mm	4,500	.393"





proven performance
DUO AND DUO EVO

Our firm has had terrific luck with the **DUO** family of blades. The only thing better than a DUO blade is the **DUO EVO**. The speed of cut and life of the DUO EVO blade is second to none.
– Aaron Graveen, Lincoln Contractors Supply

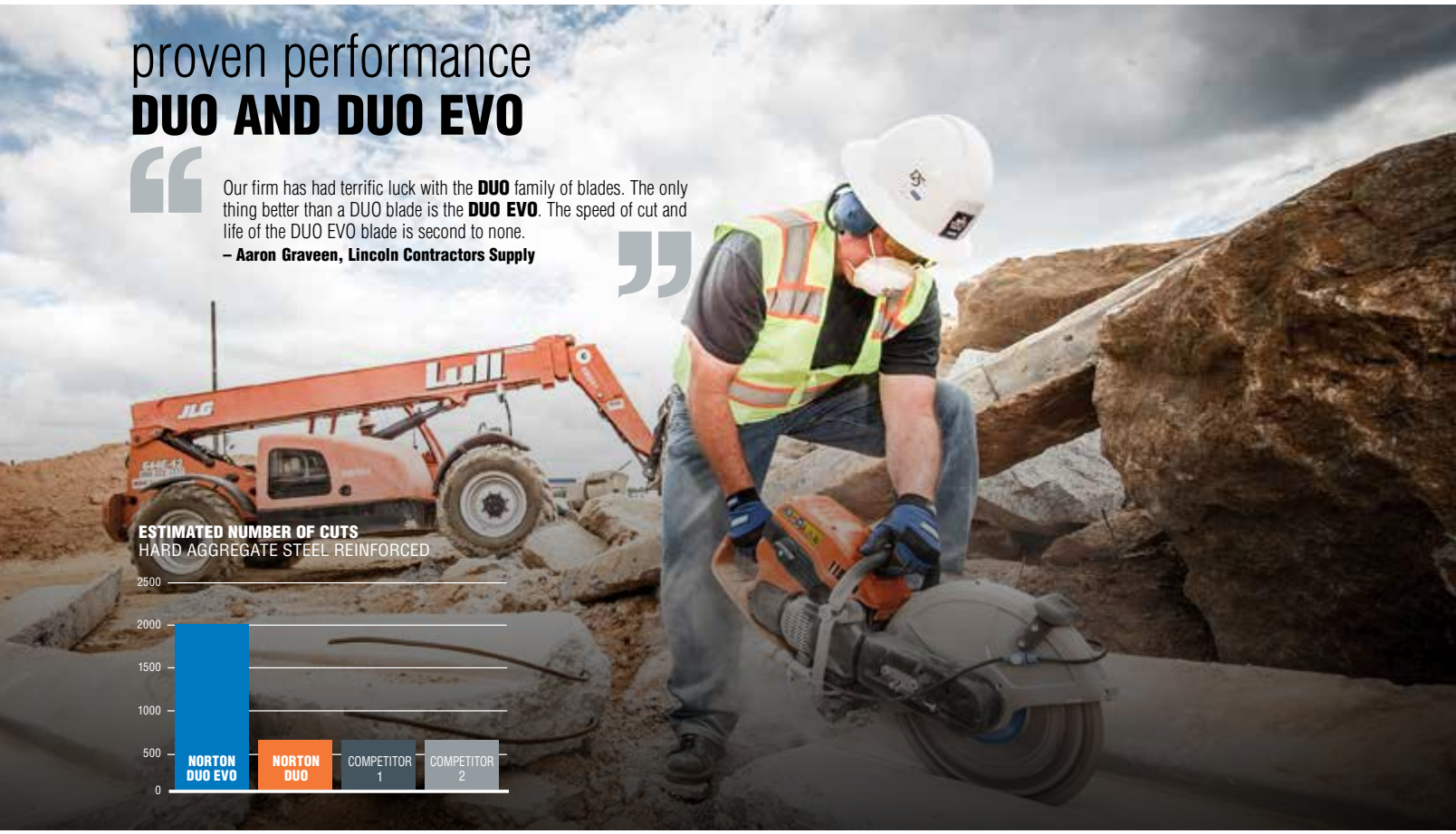

Asphalt and Abrasive Materials



Asphalt, green concrete, asphalt over concrete, abrasive blocks, mortar and other abrasive materials.

DRY – *SEGMENTED RIM*

DUO ASPHALT



Dry cutting laser welded blade for asphalt and green concrete. Laser welded drop segment wear-retardant extends blade life. Scoop gullets for faster swarf removal increases cut speed. Stroboscopic indicators to control cut depth and show rotation direction.

UPC	PART #	SIZE	MAX RPM	SEGMENT HEIGHT
701846**84315**	DUOASP14125	14 x .125 x 1"/20mm	5,460	.590"
701846**84544**	DUOASP16125	16 x .125 x 1"/20mm	4,500	.590"

DUO ABRASIVE



Utilizes the basic characteristics of original DUO blade and adds a unique segment shape that optimizes the angle of attack while enhancing the evacuation of the particles. The result is an exceptional cutting speed allied with very good performance and life in abrasive materials and concrete block. The bond specification lends additional life when high-speed cutting.

UPC	PART #	SIZE	MAX RPM	SEGMENT HEIGHT
701846**84291**	DUOAB14110	14 x .110 x 1"/20mm	5,460	.327"
701846**84292**	DUOAB14125	14 x .125 x 1"/20mm	5,460	.327"

CLASSIC



Ideal blade for small to medium size high-speed cutting jobs. Economically priced with good productivity in asphalt, green concrete and other abrasive materials.

UPC	PART #	SIZE	MAX RPM	SEGMENT HEIGHT
701846**84429**	COHSABR1420	14 x .125 x 1"/20mm	5,460	.393"
076607**01230**	CHDASP1620	16 x .125 x 1"/20mm	4,500	.256"

VALUPLUS



Dry cutting sintered segmented blade for abrasive materials. Drop-segment wear-retardant extends life of core. Economically priced with good performance in asphalt, green concrete and other abrasive materials.

UPC	PART #	SIZE	MAX RPM	SEGMENT HEIGHT
701846**03333**	VPHSABR14125	14 x .125 x 1"/20mm	5,460	.452"

Natural Stone and Tiles

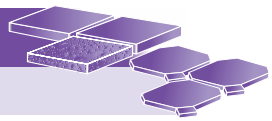

Ceramic and stone tiles, granite, marble, very hard bricks and other very hard and dense materials.

DRY – *TURBO RIM*

AERO-JET



New innovative design allows for very fast, smooth cutting. The improved .392" high segment rim adds extremely long life whether cutting wet or dry in hard materials. Exclusive arch-shaped protection inserts allow for precision straight cuts. The ventilated waved steel core for better cooling and intensive use. Exceptional cutting on a very wide range of materials with a high quality finished cut.

UPC	PART #	SIZE	MAX RPM	RIM HEIGHT
701846**83785**	AEROHS1420	14 x .125 x 1"/20mm	5,460	.392"

General Purpose and Masonry Building Materials

Blocks, medium-hard building bricks, paving slabs, concrete roof tiles and other medium-hard materials.



DRY – *SEGMENTED RIM*

CHARGER

A high performance, laser welded blade designed with quality segments for cutting concrete and medium hard materials with medium reinforcing.

UPC	PART #	SIZE	MAX RPM	SEGMENT HEIGHT
076607**56267**	CGHSGP1420	14 x .110 x 1"/20mm	5,460	.472"
076607**01229**	CGHSGP1620	16 x .125 x 1"/20mm	4,500	.472"



CLASSIC

The improved bond provides longer life at an economical price in medium hard materials such as concrete with light to medium reinforcement.

UPC	PART #	SIZE	MAX RPM	SEGMENT HEIGHT
701846**81383**	COHSGP1220	12 x .110 x 1"/20mm	6,300	.256"
701846**81309**	COHSGP1420	14 x .110 x 1"/20mm	5,460	.256"
701846**84268**	COHSGP1420P	14 x .125 x 1"/20mm	5,460	.256"
701846**40356**	COHSGP1620	16 x .125 x 1"/20mm	4,500	.256"



VALUPLUS SS

For value and performance on small to medium jobs. Provides fast cutting and the .472" taller sintered super segment (SS) increase blade life. Perfect blade for jobs that require fast dry cutting of abrasive materials.

UPC	PART #	SIZE	MAX RPM	SEGMENT HEIGHT
701846**84465**	VPSSHSGP1420	14 x .125 x 1"/20mm	5,460	.472"



VALUPLUS

For value and performance on small to medium size jobs. The sintered blade cuts unreinforced soft to medium concrete fast on saws up to 13 HP.

UPC	PART #	SIZE	MAX RPM	SEGMENT HEIGHT
701846**84180**	VPHSGP1220	12 x .110 x 1"/20mm	6,300	.393"
701846**84181**	VPHSGP1420	14 x .110 x 1"/20mm	5,460	.393"
701846**84428**	VPHSGP1420 20PK	14 x .110 x 1"/20mm	5,460	.393"



DRY – *TURBO RIM*

CHARGER

High performance dry cutting of a variety of materials. The segment specification allows extended life and fast cut for medium to large jobs.

UPC	PART #	SIZE	MAX RPM	SEGMENT HEIGHT
701846**84524**	CGHSTS1220	12 x .125 x 1"/20mm	6,300	.472"
701846**84525**	CGHSTS1420	14 x .125 x 1"/20mm	5,460	.472"



Rescue, Demolition

Ductile, steel, polyvinyl pipe, thin steel plate, acrylic sheet, fiberglass, rubber, standard glass, wood, concrete, brick, asphalt.

DRY – *CONTINUOUS RIM*

RESCUE RUNNER

When seconds count, reach for the Norton Rescue Runner. The specially tempered steel core provides maximum durability under the toughest conditions on many materials. A new diamond placement technology allows diamonds to cut in both directions for quick cutting.

UPC	PART #	SIZE	MAX RPM	SEGMENT HEIGHT
701846**84426**	NXHSRR1220	12 x .140 x 20mm	6,300	.275"
701846**84361**	NXHSRR1420	14 x .140 x 20mm	5,460	.275"



proven performance
RESCUE RUNNER

"The best thing about this blade is it always works. While operating at a strip mall fire, our tower was assigned vent work. The guys that operated that night stated that it out-cut the other saws working that fire. They cut several different holes without having to change blades and were able to continue working without missing a beat. They cleaned the blade up, flipped it over and it was ready to meet its next challenge."

– FF/PM Chris Wilson, Bloomingdale Fire District





Bidirectional Blade Usage

The symmetrical diamond pattern placement allows the quick blade mounting without worry of proper direction.



Faster Cutting and Longer Life

The bonding system allows the diamond to resist premature release providing longer diamond life and speed of cut.

DIALAST

Vacuum brazed segments laser welded to steel core for maximum attachment strength for handheld saw applications. Radially cut segments for less vibration. Advanced segment design with vent holes to provide enhanced cooling when cutting dry in hard and non-ferrous materials.

UPC	PART #	SIZE	MAX RPM	SEGMENT HEIGHT
701846**02503**	NDLAST14125	14 x .125 x 1"/20mm	5,400	.123"
701846**02504**	NDLAST16125	16 x .125 x 1"/20mm	4,725	.123"



RANGE OVERVIEW



MODEL#	C2024SS	C1320SS	C1318P	C13PE	C914P	GC55
UPC#	70184627371	70184627368	70184642453	70184647524	70184608504	70184630005
MAX. DEPTH OF CUT	**9 5/8"** (244mm)	**7 5/8"** (193mm)	**6 5/8"** (168mm)	**6 5/8"** (168mm)	**4-5/8"** (117mm)	**3 3/4"** (95mm)
MAX. HP.	**20 HP** (14.9 kW)	**13 HP** (9.5 kW)	**13 HP** (9.5 kW)	**13 HP** (9.5 kW)	**9 HP** (6.7 kW)	**5.5 HP** (4.1 kW)

20HP Gas Mid-Range Self-Propelled Saws

PRODUCT FEATURES



Simple Maintenance Design
Easy to get to belt tensioning for quick replacements.



Spindle-Saver Blade Flanges
Allows blade to sit on inner flange instead of shaft for replacement of flange only instead of complete shaft.



Raised Axle
Heavy-duty boxed-in design resists bending and flexing during transport.



Manufactured with an uncomplicated, reinforced frame design to withstand the harshness of job cutting requirements on mid-sized jobs. Blade capabilities of 16", 20" or 24". The self-propelled hydrostatic transmission and the 4-V belt drive transfers maximum power to the blade shaft for ease of operation with dependable performance.

20HP Gas Mid-Range Self-Propelled Saws

TECHNICAL SPECIFICATIONS

PRODUCT #	C2020SS	C2024SS
UPC	701846**27370**	701846**27371**
Blade Guard Capacity – in. (mm)	20" (356)	24" (406)
Maximum Depth of Cut – in. (mm)	7-5/8" (193)	9-5/8" (244)
Arbor Size – in. (mm)	1" (25)	1" (25)
Blade Flange Diameter – in. (mm)	4-1/2" (114)	4-1/2" (114)
Blade Shaft RPM	2520 RPM	2120 RPM
Blade Shaft Diameter – in. (mm)	1-1/4" (32)	
Blade Shaft Bearings	Heavy Duty Pillow Block	
Blade Shaft Drive	4 Belts	
Blade Guard Attachment	Pivoting, All Steel	
Blade Control	Hand Wheel/Screw Feed	
Axle – Front – in. (mm)	3/4" (19)	
Axle – Rear – in. (mm)	3/4" (19)	
Wheels – Front D x W x B – in. (mm)	5" x 2" x 3/4" (127 x 50 x 19)	
Wheels – Rear D x W x B – in. (mm)	6" x 2" x 3/4" (152 x 50 x 19)	
Handle Bars/Adjustment Length	20-5/8" (530)	
Transmission	Eaton Hydrostatic	
Control	Roller Gear	
Speed	0-220 FPM	
Chassis	Heavy duty jig-welded box frame	
Power Source	Gasoline, 2 Cylinders 4 Cycle	
Engine Type	Honda GX630	
Specifications	GX630RHTXF2	
Maximum Horsepower	20.8 HP (15.5 kW)	
Net Horsepower	18.1 HP (13.5 kW) – *	
Displacement – cu. In. (l)	41.9 cu in (0.688 l)	
Bore – in. (mm)	3.1" (78)	
Stroke – in. (mm)	2.8" (72)	
Cylinders/Cycle	Two Cylinder 4 Cycle	
Fuel Capacity – gal (l)	2.12 gal. (8.03 l)	
Oil Capacity – qt (l)	2.1 qt. (2.0 l)	
Air Filter	Three Stage Honda	
Starter	Electric	
Engine Cooling	Forced Air	
SAW DIMENSIONS		
Height	40" (1,016)	40" (1,016)
Minimum Saw Length (Transport) – in. (mm)	56" (1,142)	56" (1,142)
Maximum Saw Length (Working) – in. (mm)	114" (2,896)	114" (2,896)
Maximum Pointer Length – in. (mm)	40" (1,016)	40" (1,016)
Frame Width – in. (mm)	17" (432)	17" (432)
Saw Width – in. (mm)	26" (660)	26" (660)
Front (Outside to Outside Wheel Width) – in. (mm)	14-3/16" (360)	14-3/16" (360)
Rear (Outside to Outside Wheel Width) – in. (mm)	15-1/4" (388)	15-1/4" (388)
Blade to Wall – in. (mm)	2-9/16" (65)	2-9/16" (65)
Wheel Base Length – in. (mm)	16-1/6" (407)	16-1/6" (407)
Weight Crated – lbs (kg)	468 (212)	468 (212)
Weight Uncrated – lbs (kg)	428 (195)	428 (195)
ACCESSORIES	**UPC**	**SMART PART #**
Water Tank Kit for 13HP & 20HP	701846**28014**	**238001**

***= DATA PROVIDED BY MOTOR/ENGINE MANUFACTURER**



Water Tank Kit

13/14HP Gas Mid-Range Self-Propelled Saws

PRODUCT FEATURES



Pivoting Blade Guard
All steel construction, with no springs or hinges, eliminates possible breakage.



Heavy-Duty Box Frame
Resists bending and flexing for a solid design.



Eaton Transmission
Hydro-static for infinitely variable forward and reverse speeds.



Combining all the features of the larger self-propelled Norton Clipper saw, this saw features a strong 13HP Honda or Kohler 14HP engine in either manual or electric start. Constructed with a well-balanced and narrow box frame with right or left cutting capability, these flat saws are very versatile on any size job site.

13/14HP Gas Mid-Range Self-Propelled Saws

TECHNICAL SPECIFICATIONS

PRODUCT #	C1320SM	C1320SS	C1420SM	C1420SS
UPC	701846**27366**	701846**27368**	701846**02772**	701846**02773**
Blade Guard Capacity – in. (mm)	20" (356)	20" (356)	20" (356)	20" (356)
Maximum Depth of Cut – in. (mm)	7-5/8" (193)	7-5/8" (193)	7-5/8" (193)	7-5/8" (193)
Arbor Size – in. (mm)	1" (25)	1" (25)	1" (25)	1" (25)
Blade Flange Diameter – in. (mm)	4-1/2" (114)	4-1/2" (114)	4-1/2" (114)	4-1/2" (114)
Blade Shaft RPM	2520 RPM	2520 RPM	2520 RPM	2520 RPM
Blade Shaft Diameter – in. (mm)	1-1/4" (32)			
Blade Shaft Bearings	Heavy Duty Pillow Block			
Blade Shaft Drive	4 Belts			
Blade Guard Attachment	Pivoting, All Steel			
Blade Control	Hand Wheel/Screw Feed			
Axle – Front – in. (mm)	3/4" (19)			
Axle – Rear – in. (mm)	3/4" (19)			
Wheels – Front D x W x B – in. (mm)	5" x 2" x 3/4" (127 x 50 x 19)			
Wheels – Rear D x W x B – in. (mm)	6" x 2" x 3/4" (152 x 50 x 19)			
Handle Bars/Adjustment Length	20-5/8" (530)			
Transmission	Eaton Hydrostatic			
Control	Roller Gear			
Speed	0-220 FPM			
Chassis	Heavy duty jig-welded box frame			
Power Source	Gasoline, Single Cylinder 4 Cycle			
Engine Type	Honda GX390		Kohler CH440	Kohler CH440
Specifications	GX390K1QXC9	GX390K1QAE2	CH440-1349	CH440-3021
Maximum Horsepower	13 HP (9.5 kW) – *		14 HP (10.5kW)	14 HP (10.5kW)
Net Horsepower	11 HP (8.2 kW) – *		14 HP (10.5kW)	14 HP (10.5kW)
Displacement – cu. In. (l)	23.7 cu in (0.39)		24.7 cu in (0.429)	24.7 cu in (0.429)
Bore – in. (mm)	3.5" (88)		3.5" (88)	3.5" (88)
Stroke – in. (mm)	2.5" (64)		2.7 (69)	2.7 (69)
Cylinders/Cycle	Single Cylinder 4 Cycle		Single Cylinder 4 Cycle	Single Cylinder 4 Cycle
Fuel Capacity – gal. (l)	1.79 gal. (6.5 l)		1.9 (6.8)	1.9 (6.8)
Oil Capacity – qt. (l)	1.16 qt. (1.1 l)		1.4 (1.3)	1.4 (1.3)
Air Filter	Four Stage Honda	Two Stage Honda	Four Stage Kohler	Four Stage Kohler
Starter	Manual	Electric	Manual	Electric
Engine Cooling	Forced Air	Forced Air	Forced Air	Forced Air
SAW DIMENSIONS				
Height	40" (1,016)	40" (1,016)	40" (1,016)	40" (1,016)
Minimum Saw Length (Transport) – in. (mm)	56" (1,142)	56" (1,142)	56" (1,142)	56" (1,142)
Maximum Saw Length (Working) – in. (mm)	114" (2,896)	114" (2,896)	114" (2,896)	114" (2,896)
Maximum Pointer Length – in. (mm)	40" (1,016)	40" (1,016)	40" (1,016)	40" (1,016)
Frame Width – in. (mm)	17" (432)	17" (432)	17" (432)	17" (432)
Saw Width – in. (mm)	26" (660)	26" (660)	26" (660)	26" (660)
Front (Outside to Outside Wheel Width) – in. (mm)	14-3/16" (360)	14-3/16" (360)	14-3/16" (360)	14-3/16" (360)
Rear (Outside to Outside Wheel Width) – in. (mm)	15-1/4" (388)	15-1/4" (388)	15-1/4" (388)	15-1/4" (388)
Blade to Wall – in. (mm)	2-9/16" (65)	2-9/16" (65)	2-9/16" (65)	2-9/16" (65)
Wheel Base Length – in. (mm)	16-1/6" (407)	16-1/6" (407)	16-1/6" (407)	16-1/6" (407)
Weight Crated – lbs (kg)	445 (202)	425 (193)	445 (202)	425 (193)
Weight Uncrated – lbs (kg)	405 (175)	385 (175)	405 (175)	385 (175)
ACCESSORIES	**UPC**	**SMART PART #**		
Water Tank Kit for 13HP & 20HP	701846**28014**	**238001**		

***= DATA PROVIDED BY MOTOR/ENGINE MANUFACTURER**



Water Tank Kit

C1320P/C1420P Gas Mid-Range Push Saw

PRODUCT FEATURES



Spindle-Saver Blade Flanges
Allows blade to sit on inner flange instead of shaft for replacement of flange only instead of complete shaft.



Four V-Belts
Transferring maximum power to the blade shaft.



Reinforced Frame and Axle
Strongest in its class.



Small to medium contractor work demands performance with an economical solution. The C1320P and C1420P brings the contractor the ideal saw with a heavy-duty box frame that resists bending and supported with the high-performing Honda 13HP and Kohler 14HP engines. The heavy frame also provides a straighter cut. Changing or adjusting belts is simple with the single screw tensioner. The C1320P and the C1420P are in a class by themselves.

C1320P/C1420P Gas Mid-Range Push Saw

TECHNICAL SPECIFICATIONS

PRODUCT #	C1320P	C1420P
UPC	701846**42456**	701846**02769**
Blade Guard Capacity – in (mm)	20" (356)	20" (356)
Maximum Depth of Cut – in (mm)	7-5/8" (193)	7-5/8" (193)
Arbor Size – in (mm)	1" (25)	1" (25)
Blade Flange Diameter – in (mm)	4-1/2" (114)	4-1/2" (114)
Blade Shaft RPM	2,520 RPM	2,520 RPM
Blade Shaft Diameter – in (mm)	1-1/4" (32)	
Blade Shaft Bearings	Heavy Duty Pillow Block	
Blade Shaft Drive	4 Belts	
Blade Guard Attachment	Pivoting, All Steel	
Blade Control	Hand Wheel/Screw Feed	
Axle – Front – in (mm)	3/4" (19)	
Axle – Rear – in (mm)	3/4" (19)	
Wheels – Front D x W x B – in (mm)	5" x 2" x 3/4" (127 x 50 x 19)	
Wheels – Rear D x W x B – in (mm)	6" x 2" x 3/4" (152 x 50 x 19)	
Handle Bars/Adjustment Length	20-5/8" (530)	
Control	Roller Gear	
Speed	0-220 FPM	
Chassis	Heavy duty jig welded box frame	
Power Source	Gasoline, Single Cylinder 4 Cycle	
Engine Type	Honda GX390	Kohler CH440
Specifications	GX390K1QXC9	CH440-1349
Maximum Horsepower*	13 HP (9.5kW)	14 HP (10.5kW)
Net Horsepower*	11 HP (8.2 kW)	14 HP (10.5kW)
Displacement – cu In (l)	23.7 cu in (0.39)	24.7 cu in (0.429)
Bore – in (mm)	3.5" (88)	3.5" (88)
Stroke – in (mm)	2.5" (64)	2.7 (69)
Cylinders/Cycle	Single Cylinder 4 Cycle	Single Cylinder 4 Cycle
Fuel Capacity – gal (l)	1.79 gal. (6.5 l)	1.9 (6.8)
Oil Capacity – qt (l)	1.16 qt. (1.1 l)	1.4 (1.3)
Air Filter	Four Stage Honda	Four Stage Kohler
Starter	Manual	Manual
Engine Cooling	Air	Forced Air
SAW DIMENSIONS		
Height	40" (1,016)	40" (1,016)
Minimum Saw Length (Transport) – in (mm)	56" (1,142)	56" (1,142)
Maximum Saw Length (Working) – in (mm)	114" (2,896)	114" (2,896)
Maximum Pointer Length – in (mm)	40" (1,016)	40" (1,016)
Frame Width – in (mm)	17" (432)	17" (432)
Saw Width – in (mm)	26" (660)	26" (660)
Front (Outside to Outside Wheel Width) – in (mm)	14-3/16" (360)	14-3/16" (360)
Rear (Outside to Outside Wheel Width) – in (mm)	15-1/4" (388)	15-1/4" (388)
Blade to Wall – in (mm)	2-9/16" (65)	2-9/16" (65)
Wheel Base Length – in (mm)	16-1/6" (407)	16-1/6" (407)
Weight Crated – lbs. (kg)	345 (157)	345 (157)
Weight Uncrated – lbs (kg)	310 (141)	310 (141)
ACCESSORIES	**UPC**	**SMART PART #**
Water Tank Kit for 13HP & 20HP	701846**28014**	**238001**

***= DATA PROVIDED BY MOTOR/ENGINE MANUFACTURER**



Water Tank Kit

C1318P/C1418P Gas Small Push Saw

PRODUCT FEATURES



Vibration Reducing Handle Bars
Shock-absorbing handle bars reduce vibrations up to 40%.



Quick Belt Tensioning
Provides fast and accurate belt tensioning.



Fast Blade Guard Lock
No hassle, blade guard securing lock.



The next generation of multi-purpose concrete saws. The C1318P and C1418P features shock-absorbing handle bars. The new sleek design of the water tank, with increased capacity and improved securing, adds an additional 6.5 gallons of water over the cut. And, a newly-designed belt tensioning system helps keep the saw cutting tried and true. All these features, coupled with the Honda 13HP engine or Kohler 14HP, makes the C1318P and the C1418P the premiere choice for rental and service work.

TECHNICAL SPECIFICATIONS

PRODUCT #	C1318P	C1418P
UPC	701846**42453**	701846**02768**
Blade Guard Capacity – in (mm)	18" (457)	
Maximum Depth of Cut – in (mm)	6-5/8" (168)	
Arbor Size – in (mm)	1" (25)	
Blade Flange Diameter – in (mm)	4-1/2" (114)	
Blade Shaft RPM	2,573	
Blade Shaft Diameter – in (mm)	1.18" (30)	
Blade Shaft Bearings	Heavy Duty Pillow Block	
Blade Shaft Drive	Single 10 Groove Belt	
Blade Guard Attachment	Hinged, All Steel	
Blade Control	Hand Wheel/Screw Feed	
Axle – Front – in (mm)	25/32" (20)	
Axle – Rear – in (mm)	25/32" (20)	
Wheels – Front D x W x B – in (mm)	4-59/64" x 1-31/32" x 25/32" (125 x 50 x 20)	
Wheels – Rear D x W x B – in (mm)	8" x 1-1/4" x 25/32" (203 x 32 x 20)	
Handle Bars/Adjustment Length	6-1/4" (160)	
Control	5.28 gal. (20 l)	
Speed	Push	
Chassis	Heavy Duty Steel Box with Longitudinal and Horizontal Reinforcements	
Power Source	Gasoline, Single Cylinder 4 Cycle	
Engine Type	Honda GX390	Kohler CH440
Specifications	GX390K1QXC9	CH440-1349
Maximum Horsepower*	13 HP (9.5kW)	14 HP (10.5kW)
Net Horsepower*	11 HP (8.2 kW)	14 HP (10.5kW)
Displacement – cu In (l)	23.7 cu in (0.39 l)	24.7 cu in (0.429)
Bore – in (mm)	3.5" (88)	3.5" (88)
Stroke – in (mm)	2.5" (64)	2.7 (69)
Cylinders/Cycle	Single Cylinder 4 Cycle	Single Cylinder 4 Cycle
Fuel Capacity – gal (l)	1.79 gal. (6.5 l)	1.9 (6.8)
Oil Capacity – qt (l)	1.16 qt. (1.1 l)	1.4 (1.3)
Air Filter	Four Stage Cyclone	Four Stage Kohler
Starter	Manual	Manual
Engine Cooling	Forced Air	Forced Air
SAW DIMENSIONS		
Height	39" (990)	39" (990)
Minimum Saw Length (Transport) – in (mm)	33-1/2" (850)	33-1/2" (850)
Maximum Saw Length (Working) – in (mm)	61-1/2" (1,5610	61-1/2" (1,5610
Maximum Pointer Length – in (mm)	20-7/8" (528)	20-7/8" (528)
Frame Width – in (mm)	16-1/2" (421)	16-1/2" (421)
Saw Width – in (mm)	22" (609)	22" (609)
Front (Outside to Outside Wheel Width) – in (mm)	10-7/16" (265)	10-7/16" (265)
Rear (Outside to Outside Wheel Width) – in (mm)	16-57/64" (429)	16-57/64" (429)
Blade to Wall – in (mm)	4-1/2" (114)	4-1/2" (114)
Wheel Base Length – in (mm)	13" (332)	13" (332)
Weight Crated – lbs. (kg)	240 (109)	240 (109)
Weight Uncrated – lbs (kg)	220 (100)	220 (100)

***= DATA PROVIDED BY MOTOR/ENGINE MANUFACTURER**

YouTube™ Visit our YouTube page for more product information at:
www.youtube.com/**NortonAbrasives**

C13PE/C14PEK Gas Small Push Saw

PRODUCT FEATURES



Fast Release Guard

The quick release pull pin keeps the blade guard locked down for safety during operation. No more jam nuts or tools needed - just pull and lift.



Tough Frame and Raised Axle

Thick, heavy-duty gauge metal frame endures the hardest of users and job sites. Resists twisting for a tried and true straight cut.



Uncomplicated Control Panel

Everything at your fingertips to manage the saw with ease: depth locking mechanism, emergency shut off and water valve within easy reach.



Rental equipment has to withstand any and all conditions by user and application. For that reason, the Norton Clipper C13PE and C14PEK suits any rental fleet that both the novice and expert will appreciate to hold-up through tough situations. The 18" blade guard, ride-on water system and quick-release blade guard lock all keep safety in mind while the rugged frame, powerful engine and easy-to-use console makes cutting a breeze.

***WATER TANK SOLD SEPARATELY.**

TECHNICAL SPECIFICATIONS

PRODUCT #	C13PE	C14PEK
UPC	701846**47524**	701846**02766**
Blade Guard Capacity - in (mm)	18" (457)	
Maximum Depth of Cut - in (mm)	6-5/8" (168)	
Arbor Size - in (mm)	1" (25)	
Blade Flange Diameter - in (mm)	4-1/2" (114)	
Blade Shaft RPM	2,700	
Blade Shaft Diameter - in (mm)	1.00" (25.4)	
Blade Shaft Bearings	Heavy Duty Pillow Block	
Blade Shaft Drive	3 Belts	
Blade Guard Attachment	Hinged, All Steel	
Blade Control	Hand Wheel/Screw Feed	
Axle - Front - in (mm)	3/4" (19)	
Axle - Rear - in (mm)	3/4" (19)	
Wheels - Front - in (mm) D x W x B	4" x 1.5" x 3/4" (102 x 38 x 19)	
Wheels - Rear - in (mm) D x W x B	8" x 2.50" x 3/4" (203 x 64 x 19)	
Handle Bars/Adjustment Length - in (mm)	-NA-	
Water Tank Capacity - gal (l)	-NA-	
Control	Push	
Chassis	Heavy Duty Box Design	
Power Source	Gasoline, Single Cylinder 4 Cycle	
Motor/Engine Type	Honda GX390	Kohler CH440
Specifications	GX390K1QXC9	CH440-1349
Maximum Horsepower*	13 HP (9.5 kW)	14 HP (10.5kW)
Net Horse Power*	11 HP (8.2 kW)	14 HP (10.5kW)
Displacement - cu In (l)	23.7 cu in (0.39 l)	24.7 cu in (0.429)
Bore - in (mm)	3-1/2" (88)	3.5" (88)
Stroke - in (mm)	2-1/2" (64)	2.7 (69)
Cylinders/Cycle	Single Cylinder 4 Cycle	Single Cylinder 4 Cycle
Fuel Capacity - gal (l)	1.79 gal. (6.5 l)	1.9 (6.8)
Oil Capacity - qt (l)	1.16 qt. (1.1 l)	1.4 (1.3)
Air Filter	Four Stage Cyclone	Four Stage Kohler
Starter	Manual	Manual
Engine Cooling	Forced Air	Forced Air
SAW DIMENSIONS		
Height - in (mm)	38-13/16" (986)	38-13/16" (986)
Minimum Saw Length (Transport) - in (mm)	42-3/4" (1086)	42-3/4" (1086)
Maximum Saw Length (Working) - in (mm)	63" (1600)	63" (1600)
Maximum Pointer Length - in (mm)	20" (508)	20" (508)
Frame Width - in (mm)	16-1/2" (419)	16-1/2" (419)
Saw Width - in (mm)	21-27/64" (544)	21-27/64" (544)
Front (Outside to Outside Wheel Width) - in (mm)	14-17/32" (369)	14-17/32" (369)
Rear (Outside to Outside Wheel Width) - in (mm)	19-9/32" (490)	19-9/32" (490)
Blade to Wall - in (mm)	1-23/32" (44)	1-23/32" (44)
Wheel Base Length - in (mm)	15-3/4" (400)	15-3/4" (400)
Weight Crated – lbs. (kg)	240 (109)	240 (109)
Weight - Uncrated - lbs (kg)	220 (100)	220 (100)
ACCESSORIES		**SMART PART #**
Water Tank Assembly for C13PE INCLUDES: Bracket with lifting bail, water tank with fittings (valve, elbows, hose barbs, hose clamps, and hose), and mounting hardware.	701846**31499**	**247120**

***= DATA PROVIDED BY MOTOR/ENGINE MANUFACTURER**



Water Tank Kit

C914P/C914PK Compact Push Saw

PRODUCT FEATURES



Adjustable Height Handle Bars

Stay-level handle bar system adjusts to four different positions for the utmost in operator comfort.



Quick Belt Tensioning

Easy to change V belts for fast and accurate belt tensioning.



Water Supply

Includes a water tank with garden hose fitting.



With extreme reliability, portability, and strong performance, the new full featured Norton Clipper C914P and C914PK walk-behind saw is redefining the compact concrete saw class. The powerful Honda and Kohler 9HP engine, 14" maximum blade capacity, and the strongest chassis in class make for the fastest and straightest cuts every time. Designed for easy transportation, simple operation, and low maintenance, the C914P and C914PK are the right choice for contractors and rental. The C914P and C914PK are equally at home cutting concrete, sidewalks, asphalt, or decorative concrete making it the perfect saw for any job.

C914P/C914PK Compact Push Saw

TECHNICAL SPECIFICATIONS

PRODUCT #	C914P	C914PK
UPC	701846**08504**	701846**32011**
Blade Guard Capacity - in. (mm)	14" (350)	
Maximum Depth of Cut - in. (mm)	4-1/2" (114)	
Arbor Size - in. (mm)	1" (25.4)	
Blade Flange Diameter - in. (mm)	4" (107)	
Blade Shaft RPM	2,840	
Blade Shaft Diameter - in. (mm)	7/8" (22)	
Blade Shaft Bearings	Heavy Duty Pillow Block	
Blade Shaft Drive	3 Belts	
Blade Guard Attachment	Hinged, All Steel	
Blade Control	Hand Wheel/Screw Feed	
Axle - Front - in (mm)	19/32" (15)	
Axle - Rear - in (mm)	25/32" (20)	
Wheels - Front - in (mm) D x W x B	3-15/16" x 1-3/8" x 0.59" (100 x 35 x 15)	
Wheels - Rear - in (mm) D x W x B	7-7/8" x 1-49/64" x 0.79" (200 x 45 x 20)	
Handle Bars/Adjustment Length	9-29/64" (245)	
Control	Push	
Chassis	Heavy Duty Box Design	
Water Tank Capacity - gal (l)	6.6 (25)	
Power Source	Gasoline, Single Cylinder 4 Cycle	
Motor/Engine Type	Honda	Kohler
Specifications	Honda GX270QC9	Kohler PA-CH395-3149
Maximum Horsepower* (kW)	8.4 (6.3)	9.5 (7.1)
Net Horse Power* (kW)	6.5 (4.8)	9.5 (7.1)
Displacement - cu In (l)	16.5 (0.27)	16.9 (277)
Bore - in (mm)	3.0 (77)	3.1 (78)
Stroke - in (mm)	2-5/16" (58)	2.3 (58)
Cylinders/Cycle	Single Cylinder 4 Cycle	Single Cylinder 4 Cycle
Fuel Capacity - gal (l)	1.4 (5.3)	1.9 (6.8)
Oil Capacity - qt (l)	0.29 (1.1)	1.4 (1.3)
Airfilter	Four Stage Cyclone	Four Stage Kohler
Starter	Manual	Manual
Engine Cooling	Forced Air	Forced Air
SAW DIMENSIONS		
Height - in (mm)	37-59/64" (963)	37-59/64" (963)
Minimum Saw Length (Transport) - in (mm)	35-37/64" (929)	35-37/64" (929)
Maximum Saw Length (Working) - in (mm)	57-55/64" (1,469)	57-55/64" (1,469)
Maximum Pointer Length - in (mm)	21-9/32" (541)	21-9/32" (541)
Frame Width - in (mm)	12-47/64" (323)	12-47/64" (323)
Saw Width - in (mm)	19" (483)	19" (483)
Front (Outside to Outside Wheel Width) - in (mm)	12-47/64" (323)	12-47/64" (323)
Rear (Outside to Outside Wheel Width) - in (mm)	13-45/64" (348)	13-45/64" (348)
Blade to Wall - in (mm)	1-3/8" (35)	1-3/8" (35)
Wheel Base Length - in (mm)	17-21/64" (440)	17-21/64" (440)
Weight Crated – lbs. (kg)	198.4 lbs (90.6 kg)	198.4 lbs (90.6 kg)
Weight - Uncrated - lbs (kg)	169.4 lbs (77 kg)	169.4 lbs (77 kg)

***= DATA PROVIDED BY MOTOR/ENGINE MANUFACTURER**

GC55 Early-Entry/Green Small Push Saws

PRODUCT FEATURES



Gasoline Engine

Mounted with the dependable Honda 5.5HP engine for best performance.



Front Blade Mount

10" blade guard capacity. Additional weight helps keep the blade in the cut.



Fold-Down Design

Easy storage and transport.



> Having a powerful Honda 5HP engine, the GC55 saw cuts faster than any other saw we have. The roller system allows you to roll on a concrete slab and cut a straight line without any difficulty. The weight of the saw is fantastic, making it an extremely portable machine.
> **– Tony Psencik, Suncoast Post-Tension, Ltd.**

With a compact, light-weight design backed by the reliable Honda 5HP gasoline engine, the GC55 early entry saw is intended for a variety of applications. From green, cured or decorative concrete cutting to expansion joints, the features of this small push saw are hard to beat in a single saw. The low, wide profile of the frame, along with the front mount blade, contribute to producing a more disciplined cut. Now available in two models; our standard GC55 or our new GC55 VAC with Vacuum Attachment System. The GC55 and GC55 VAC include a wet kit for additional dust control.

GC55 Early-Entry/Green Small Push Saws

TECHNICAL SPECIFICATIONS

PRODUCT #	GC55
UPC	701846**30005**
Blade Guard Capacity – in. (mm)	10" (254)
Maximum Depth of Cut – in. (mm)	3-1/2" (88)
Arbor Size – in. (mm)	5/8" (15.9)
Blade Flange Diameter – in. (mm)	3-5/64" (78)
Blade Shaft RPM	3,000
Blade Shaft Diameter – in. (mm)	7/8" (20)
Blade Shaft Bearings	Sealed Radial Bearings
Blade Shaft Drive	1 Cogged
Blade Guard Attachment	All Steel
Blade Control	Screw Feed
Axle – Front – in. (mm)	55/64" (22)
Axle – Rear – in. (mm)	55/64" (22)
Wheels – Front – in. (mm) D x W x B	3-3/8" x 2-3/4" x 25/32" (85 x 70 x 20)
Wheels – Rear – in. (mm) D x W x B	3-3/8" x 2-3/4" x 25/32" (85 x 70 x 20)
Handle Bars/Adjustment Length – in. (mm)	6" (152.4)
Control	Push
Chassis	Heavy Duty Stamped Steel with Reinforcements
Power Source	Single Cylinder 4 Cycle
Motor/Engine Type	Honda GX160
Specifications	GX160K1QXC9
Maximum Horsepower	5.5 HP (4.1 kW) – *
Net Horse Power	4.8 HP (3.6 kW) – *
Voltage	-NA-
Cycle/Current/Phase	-NA-
Full Load Amps	-NA-
Starting Amps	-NA-
Displacement – cu. In (l)	9.9 cu in (0.16 l)
Bore – in. (mm)	2.7" (68)
Stroke – in. (mm)	1.8" (45)
Cylinders/Cycle	Single Cylinder 4 Cycle
Fuel Capacity – gal. (l)	.95 (3.6 l)
Oil Capacity – qt. (l)	.63 (.6 l)
Air Filter	Four Stage Cyclone
Starter	Manual
Engine Cooling	Forced Air
SAW DIMENSIONS	
Height – in (mm)	24-7/32" (615)
Minimum Saw Length (Transport) – in. (mm)	32" (813)
Maximum Saw Length (Working) – in. (mm)	48" (1,218)
Maximum Pointer Length – in. (mm)	13-1/4" (337)
Frame Width – in. (mm)	13-11/16" (348)
Saw Width – in. (mm)	18-1/8" (460)
Front (Outside to Outside Wheel Width) – in. (mm)	8-21/32" (220)
Rear (Outside to Outside Wheel Width) – in. (mm)	13" (330)
Blade to Wall – in. (mm)	7-1/2" (190)
Wheel Base Length – in. (mm)	19" (483)
Weight Crated – lbs (kg)	135 (61)
Weight Uncrated – lbs (kg)	115 (52)

ACCESSORIES		SMART PART #
GC55 Vacuum Attachment Accessory Kit Includes: Fully assembled cutting arm with belt guard, belt, and blade shaft. Blade guard with vacuum port and skirt, stay level arm, and all hardware. Does not include GC55 saw, vacuum or wet kit.	701846**02861**	**233933**

***= DATA PROVIDED BY MOTOR/ENGINE MANUFACTURER**



Vacuum Attachment Accessory Kit

YouTube™ Visit our YouTube page for more product information at: www.youtube.com/**NortonAbrasives**

GC55VAC Early-Entry/Green Small Push Saws

PRODUCT FEATURES



Center Mounted Blade Guard
Center mounted blade guard for straighter cuts and built in vacuum port for the best in dust control.



Gasoline Engine
Mounted with the dependable Honda 5.5HP engine for best performance.



Fold-Down Design
Easy storage and transport.



With all of the standard features of our GC55, the GC55 VAC includes a vacuum attachment system and wet kit for additional dust control. With a compact, light-weight design backed by the reliable Honda 5HP gasoline engine, the GC55 VAC early entry saw is intended for a variety of applications. From green, cured or decorative concrete cutting to expansion joints, the features of this small push saw are hard to beat in a single saw. The low, wide profile of the frame, along with the front mount center blade, contribute to producing a straighter cut.

TECHNICAL SPECIFICATIONS

PRODUCT #	GC55VAC
UPC	701846**02860**
Blade Guard Capacity – in (mm)	10" (254)
Maximum Depth of Cut – in (mm)	1-7/8" (48)
Arbor Size – in (mm)	5/8" (15.9)
Blade Flange Diameter – in (mm)	3-5/64" (78)
Blade Shaft RPM	3,000
Blade Shaft Diameter – in (mm)	7/8" (20)
Blade Shaft Bearings	Sealed Radial Bearings
Blade Shaft Drive	1 Cogged
Blade Guard Attachment	All Steel
Blade Control	Screw Feed
Axle – Front – in (mm)	55/64" (22)
Axle – Rear – in (mm)	55/64" (22)
Wheels – Front – in (mm) D x W x B	3-3/8" x 2-3/4" x 25/32" (85 x 70 x 20)
Wheels – Rear – in (mm) D x W x B	3-3/8" x 2-3/4" x 25/32" (85 x 70 x 20)
Handle Bars/Adjustment Length – in (mm)	6" (152.4)
Control	Push
Chassis	Heavy Duty Stamped Steel with Reinforcements
Power Source	Single Cylinder 4 Cycle
Motor/Engine Type	Honda GX160
Specifications	GX160K1QXC9
Maximum Horsepower*	5.5 HP (4.1 kW) – *
Net Horse Power*	4.8 HP (3.6 kW) – *
Voltage	-NA-
Cycle*/Current/Phase	-NA-
Full Load Amps*	-NA-
Starting Amps*	-NA-
Displacement – cu In (l)	9.9 cu in (0.16 l)
Bore – in (mm)	2.7" (68)
Stroke – in (mm)	1.8" (45)
Cylinders/Cycle	Single Cylinder 4 Cycle
Fuel Capacity – gal (l)	.95 (3.6 l)
Oil Capacity – qt (l)	.63 (.6 l)
Air Filter	Four Stage Cyclone
Starter	Manual
Engine Cooling	Forced Air
SAW DIMENSIONS	
Height – in (mm)	24-7/32" (615)
Minimum Saw Length (Transport) – in (mm)	39" (910)
Maximum Saw Length (Working) – in (mm)	56" (1,422)
Maximum Pointer Length – in (mm)	13-1/4" (337)
Frame Width – in (mm)	13-11/16" (348)
Saw Width – in (mm)	18-1/8" (460)
Front (Outside to Outside Wheel Width) – in (mm)	8-21/32" (220)
Rear (Outside to Outside Wheel Width) – in (mm)	13" (330)
Blade to Wall – in (mm)	7-1/2" (190)
Wheel Base Length – in (mm)	19" (483)
Weight Crated – lbs (kg)	151 (69)
Weight Uncrated – lbs (kg)	130 (59)

***= DATA PROVIDED BY MOTOR/ENGINE MANUFACTURER**

NORTON clipper
SAINT-GOBAIN

GMAX
DIAMOND BLADES

Designed with a thicker core that resists flexing and provides a straighter cut with less spalling, GMAX makes quick work of early entry/green concrete cutting. The anchor slot gullets reduce vibration for less chipping. And, the exclusive universal arbor adapts to all models.





Anchor Slot Gullet Technology
Increases productivity by reducing vibration, for a smoother cut, while keeping the blade cool and extending life.



Thicker Core
Resists flexing and provides a straighter and faster cut for less spalling.



Exclusive Universal Arbor
Allows the GMAX blade to be used on most early entry/green concrete saws.

Asphalt and Abrasive Materials



Asphalt, green concrete, asphalt over concrete, abrasive blocks, mortar and other abrasive materials.

DRY – *EARLY ENTRY*

Having the right blade for green concrete cutting is essential to getting the smoothest cut without spalling. The GMAX diamond blade series with its anchor slot gullet technology reduces vibration that results in chipping and irregular cut patterns. A thick core, special bond and diamond combination allows the blade to cut faster on most all saws, with perfection. Available in three different matrixes to reduce your time on the job in any aggregate type.

GMAX – HARD AGGREGATE (PURPLE)



Offers the best friability of diamond to ensure the operator maintains a smooth cut in the hardest materials, like flint and chert.

UPC	SIZE	MAX RPM	SEGMENT HEIGHT	MAX POWER
701846**41868**	6 x .110 x 1-5/8 SC	10,185	.413"	4.3hp
701846**41863**	8 x .110 x 1-5/8 SC	7,640	.413"	6hp
701846**41860**	10 x .110 x 1-5/8 SC	6,115	.413"	13hp

GMAX – MEDIUM/HARD AGGREGATE (RED)



For non-to-medium abrasive sand, granite and quartz type materials. The high-quality bond and diamond configuration, along with the core features of the red specification's anchor slot gullet design to reduce spalling, ensures a smooth, flawless cut.

UPC	SIZE	MAX RPM	SEGMENT HEIGHT	MAX POWER
701846**41867**	6 x .110 x 1-5/8 SC	10,185	.413"	4.3hp
701846**41864**	8 x .110 x 1-5/8 SC	7,640	.413"	6hp
701846**41862**	10 x .110 x 1-5/8 SC	6,115	.413"	13hp

GMAX – MEDIUM/SOFT AGGREGATE (YELLOW)



The yellow segment specification makes early entry cutting easy in limestone, granite and other softer aggregate mixtures.

UPC	SIZE	MAX RPM	SEGMENT HEIGHT	MAX POWER
701846**41866**	6 x .110 x 1-5/8 SC	10,185	.413"	4.3hp
701846**41864**	8 x .110 x 1-5/8 SC	7,640	.413"	6hp
701846**41861**	10 x .110 x 1-5/8 SC	6,115	.413"	13hp

DRY – *GREEN CONCRETE*

GMAX – MULTI-PURPOSE



Designed specifically for our GC55 down-cut green concrete push saw, the GMAX Multi-Purpose blade is excellent in green concrete. The unique segment specification and anchor slot gullet allows this blade to be used in green concrete applications with outstanding results.

UPC	PART #	SIZE	MAX RPM	SEGMENT HEIGHT	MAX POWER
701846**83758**	NXDGRN0895	8 x .095 x 1-5/8	7,640	.393"	6hp
701846**75125**	EE9110	9 x .110 x 1-5/8	6,600	.275"	6hp
701846**84508**	EE10110	10 x .110 x 1-5/8	6,115	.275"	6hp



For precision green cutting, use the GMAX line of early entry blades, up to 10", on the **Norton Clipper GC55** push saw.

See page 46 for details.

Reinforced Concrete and Harder Building Materials



Reinforced concrete, hard bricks, limestone, terrazzo, and other hard materials.

WET – *MEDIUM AGGREGATES*

CHARGER



The steel core is designed to keep the cut straight while the .410" segment height prolongs cutting wear. Suitable for cutting medium aggregates with 35 HP up to 72 HP flat saws.

UPC	PART #	SIZE	MAX RPM	SEGMENT HEIGHT	MAX POWER
701846**81366**	CGWCMD1412	14 x .125 x 1	4,365	.413"	35hp
701846**81368**	CGWCMD1812	18 x .125 x 1	3,395	.413"	35hp
701846**83965**	CGWCMD2012	20 x .125 x 1	3,055	.413"	35hp
701846**81468**	CGWCMD2415	24 x .155 x 1	2,550	.413"	35hp
701846**81472**	CGWCMD2615	26 x .155 x 1	2,350	.413"	35hp
701846**83969**	CGWCMD3618	36 x .187 x 1	1,700	.413"	35hp

CLASSIC



Laser welded blade at an economical price for general purpose cutting of cured concrete, medium hard aggregate and no steel reinforcement. The bond and diamond combination allow fast cutting action on limited horse powered flat saws.

UPC	PART #	SIZE	MAX RPM	SEGMENT HEIGHT	MAX POWER
701846**81360**	CHWCGP1612	16 x .125 x 1	3,820	.315"	35hp
701846**81361**	CHWCGP1812	18 x .125 x 1	3,395	.315"	35hp
701846**81362**	CHWCGP2012	20 x .125 x 1	3,055	.315"	35hp
701846**81465**	CHWCGP2415	24 x .155 x 1	2,550	.315"	35hp
701846**83833**	CHWCGP2615	26 x .155 x 1	2,350	.315"	35hp
701846**83386**	CHWCGP3017	30 x .175 x 1	2,040	.315"	35hp

Reinforced Concrete and Harder Building Materials



Reinforced concrete, hard bricks, limestone, terrazzo, and other hard materials.

WET – *ALL AGGREGATES*

PARADIGM



Paradigm technology combines a unique specification blend that increases blade speed and product life to optimize performance in multiple flat saw horsepower ranges and aggregate types.

UPC	PART #	SIZE	AGGREGATE	SEGMENT HEIGHT	MAX POWER
701846**46319** RDS	C1170	18 x .125 x 1	Soft	.460"	66 – 84hp
701846**46384** RDS	C2160R	36 x .187 x 1	Soft	.539"	66 – 84hp
701846**46382** RDS	C2170R	30 x .165 x 1	Soft	.421"	66 – 84hp
701846**46394**	C2370	20 x .155 x 1	Medium	.460"	66 – 84hp
701846**46395** RDS	C2370R	24 x .155 x 1	Medium	.421"	66 – 84hp
701846**46397** RDS	C2370R	26 x .155 x 1	Medium	.460"	66 – 84hp
701846**46398** RDS	C2370R	26 x .165 x 1	Medium	.500"	66 – 84hp
701846**46337**	C1370	18 x .125 x 1	Medium	.460"	66 – 84hp
701846**46392**	C2370	18 x .155 x 1	Medium	.460"	66 – 84hp
701846**46400** RDS	C2370R	30 x .165 x 1	Medium	.540"	66 – 84hp
701846**47390** RDS	C2770R	30 x .175 x 1	Medium	.460"	66 – 84hp
701846**46402** RDS	C2360R	36 x .187 x 1	Medium	.413"	66 – 84hp
701846**46475** RDS	C3360R	42 x .190 x 1	Medium	.540"	66 – 84hp
701846**46410**	C2570	18 x .155 x 1	Hard	.460"	66 – 84hp
701846**46430**	C2680HRAS	20 x .155 x 1	Hard	.510"	66 – 84hp
701846**46912** RDS	C3580	30 x .165 x 1	Hard	.540"	66 – 84hp
701846**46420** RDS	C2560R	36 x .187 x 1	Hard	.410"	66 – 84hp

WET – *HARD AGGREGATES*

CHARGER



For high performance wet cutting hard aggregates with medium reinforcement. The increased diamond depth in the segment specification allows extended life and fast cut for medium to large jobs. Deep sawing is easily achieved on saws up to 35 HP.

UPC	PART #	SIZE	MAX RPM	SEGMENT HEIGHT	MAX POWER
701846**81367**	CGWCHD1812	18 x .150 x 1	3,395	.590"	35hp
701846**83918**	CGWCHD2015	20 x .150 x 1	3,055	.590"	35hp
701846**81467**	CGWCHD2417	24 x .175 x 1	2,550	.590"	35hp
701846**83919**	CGWCHD2421	24 x .215 x 1	2,550	.590"	35hp
701846**81471**	CGWCHD2617	26 x .175 x 1	2,350	.590"	35hp
701846**83920**	CGWCHD3017	30 x .175 x 1	2,040	.590"	35hp
701846**83921**	CGWCHD3617	36 x .175 x 1	1,700	.590"	35hp

Asphalt and Abrasive Materials



Asphalt, green concrete, asphalt over concrete, abrasive blocks, mortar and other abrasive materials.

WET – *ASPHALT*

CHARGER



For large road and construction jobs with saws up to 35 HP. Higher diamond content increases productivity and offers faster cutting and longer life in asphalt and green concrete applications.

UPC	PART #	SIZE	MAX RPM	SEGMENT HEIGHT	MAX POWER
701846**81478**	CGWASP1412	14 x .125 x 1	4,365	.327"	35hp
701846**83912**	CGWASP1612	16 x .125 x 1	3,820	.307"	35hp
701846**81479**	CGWASP1812	18 x .125 x 1	3,395	.307"	35hp
701846**83927**	CGWASP2417	24 x .175 x 1	2,550	.307"	35hp
701846**83928**	CGWASP2615	26 x .155 x 1	2,350	.307"	35hp
701846**83929**	CGWASP3017	30 x .175 x 1	2,040	.307"	35hp
701846**84024**	CGWASP3618	36 x .187 x 1	1,700	.307"	35hp

Asphalt and Abrasive Materials



Asphalt, green concrete, asphalt over concrete, abrasive blocks, mortar and other abrasive materials.

WET – *ASPHALT*

CLASSIC



An economical choice for fast cutting and good life when performing jobs in a variety of abrasive materials such as green concrete and asphalt on saws up to 35 HP.

UPC	PART #	SIZE	MAX RPM	SEGMENT HEIGHT	MAX POWER
701846**81375**	CHWASP1412	14 x .125 x 1	4,365	.326"	35hp
701846**83895**	CHWASP1612	16 x .125 x 1	3,820	.326"	35hp
701846**81376**	CHWASP1812	18 x .125 x 1	3,395	.326"	35hp
701846**83897**	CHWASP2012	20 x .125 x 1	3,055	.326"	35hp
701846**81476**	CHWASP2415	24 x .155 x 1	2,550	.326"	35hp
701846**83900**	CHWASP2418	24 x .187 x 1	2,550	.326"	35hp
701846**83899**	CHWASP2615	26 x .155 x 1	2,350	.326"	35hp
701846**83903**	CHWASP3018	30 x .187 x 1	2,040	.326"	35hp

WET – *ASPHALT OVER CONCRETE*

CHARGER



Manufactured for asphalt over concrete and other abrasive materials cutting. Designed to run efficiently on flat saws up to 35 HP while producing an even clean cut.

UPC	PART #	SIZE	MAX RPM	SEGMENT HEIGHT	MAX POWER
701846**81486**	CGWAOC1812	18 x .125 x 1	3,395	.307"	35hp
701846**81487**	CGWAOC2415	24 x .150 x 1	2,550	.307"	35hp
701846**83395**	CGWAOC2617	26 x .175 x 1	2,350	.307"	35hp
701846**83396**	CGWAOC3018	30 x .187 x 1	2,040	.307"	35hp
701846**83397**	CGWAOC3618	36 x .187 x 1	1,700	.307"	35hp

CLASSIC



Lower cost but high performance blade ideal for general purpose cutting in asphalt over concrete applications on low horse power saws. Tailored with undercut protection to retard segment wear for maximum debris removal.

UPC	PART #	SIZE	MAX RPM	SEGMENT HEIGHT	MAX POWER
701846**81482**	CHWAOC1412	14 x .125 x 1	4,365	.326"	35hp
701846**81483**	CHWAOC1812	18 x .125 x 1	8,725	.326"	35hp

DRY – *ASPHALT AND CONCRETE*

CLASSIC



Ideal blade for small-to-medium size jobs on low horsepower machines. Drop segment undercut protection reduces core wear when wet cutting in abrasive materials. Economically priced with good productivity in abrasive materials.

UPC	PART #	SIZE	MAX RPM	SEGMENT HEIGHT	MAX POWER
701846**03329**	CHDAOC1812	18 x .125 x 1	3,395	.472"	20hp
701846**03330**	CHDAOC2015	20 x .150 x 1	3,055	.472"	20hp

RANGE OVERVIEW



MODEL#	BBL5247	BBC307	BBM307	CST120 ALU
UPC#	70184630007	70184630011	70184600684	70184608390
MAX. BLADE CAPACITY	**24"** (609mm)	**20"** (508mm)	**14"** (355mm)	**14"** (350mm)
MAX. HORSEPOWER	**5 HP** (3.7 kW)	**3 HP** (2.2 kW)	**3 HP** (2.2kW)	**2.4 HP** (1.8 kW)

BBL Blockbuster Large – Electric

PRODUCT FEATURES



All Steel Frame

Super strong fillet welds deliver maximum strength and durability.



Sloped Front Water Pan

Allows complete control of the foot pedal and allows more control of depth of cut while reducing operator fatigue



Position of Cutting Head Blade Offset

Operator has a better view of material being cut and more stabilization of material on conveyor.



Having introduced the first masonry saw over 80 years ago, the Norton Clipper BBL heavy-duty block saws have become the industry standard for masons worldwide. Equipped in either electric or gas, these saws are available with single or three-phase electric motor as well as a more powerful 13HP gasoline engine. Having a rugged all-steel frame design with forklift brackets, these saws resist twisting and damage during transport around a job site. A blade capacity up to 24" and features of extended water pans and open back frame allows cutting of larger materials. The balanced cutting head makes for effortless cutting depth positioning.

BBL Blockbuster Large – Electric

TECHNICAL SPECIFICATIONS

PRODUCT #	BBL547	BBL527	BBL727	BBL5247	BBL7247
UPC – Single	701846**83211**	701846**83150**	N/A	701846**30007**	N/A
UPC – 3 Phase	701846**83334**	701846**83385**	701846**83485**	701846**30008**	701846**30009**
Blade Guard Capacity – in. (mm)	14" (355)	20" (508)	20" (508)	24" (609)	24" (609)
Maximum Depth of Cut – in. (mm)	5" (127)	8" (203)	8" (203)	10" (254)	10" (254)
Arbor Size – in. (mm)	1" (25.4)	1" (25.4)	1" (25.4)	1" (25.4)	1" (25.4)
Blade Flange Diameter – in. (mm)	4" (101)	4" (101)	4" (101)	4" (101)	4" (101)
Blade Shaft RPM	2,900	2,400	2,400	1,800	1,800
Blade Shaft Bearings	1" Heavy Duty Flange				
Blade Shaft Drive	2 Belt				
Blade Guard Attachment	All Steel, Stay Level				
Conveyor Cart	All steel cart, tilt-lock cart wheels, anti-skid surface, measuring rule; 45°/90° cutting guide				
Frame	Heavy-duty, jig-welded steel frame. Open construction for larger materials. Adjustable foot pedal and head height control.				
Water Pump	Electric – all electric saws have an electrical water pump				
Power Source	Electric				
Motor/Engine Type	Baldor				
Specifications	T.E.F.C. Thermal Protection				
Net Horsepower*	5 HP (3.7 kW)	5 HP (3.7 kW)	7-1/2 HP (5.6 kW)	5 HP (3.7 kW)	7-1/2 HP (5.6 kW)
Voltage	208-230 volts	208-230 volts	NA	208-230 volts	NA
3 PH – Voltage	230/460 volts	230/460 volts	230/460 volts	230/460 volts	230/460 volts
Cycle*/Current/Phase	60Hz/AC/1	60Hz/AC/1	NA	60Hz/AC/1	NA
3 PH – Cycle/Current/Phase	60Hz/AC/3	60Hz/AC/3	60Hz/AC/3	60Hz/AC/3	60Hz/AC/3
Full Load Amps*	20.6 Amp	20.6 Amp	16.8/8.4 Amps	20.6 Amp	16.8/8.4 Amp
Starter	Capacitor	Capacitor	Capacitor	Capacitor	Capacitor
Motor/Engine Cooling	Air	Air	Air	Air	Air
SAW DIMENSIONS					
Saw Length – in. (mm)	60" (1,524)	60" (1,524)	60" (1,524)	60" (1,524)	60" (1,524)
Saw Width – in. (mm)	26" (660)	26" (660)	26" (660)	26" (660)	26" (660)
Saw Height – in. (mm)	54" (1,372)	54" (1,372)	54" (1,372)	54" (1,372)	54" (1,372)
Maximum Arbor Height Over Table – in. (mm)	30" (762)	30" (762)	30" (762)	30" (762)	30" (762)
Cart Length – in. (mm)	16-1/2" (418.5)	16-1/2" (418.5)	16-1/2" (418.5)	16-1/2" (418.5)	16-1/2" (418.5)
Cart Width – in. (mm)	23" (584)	23" (584)	23" (584)	23" (584)	23" (584)
Pan Length – in. (mm)	43-1/8" (1,095)	43-1/8" (1,095)	43-1/8" (1,095)	43-1/8" (1,095)	43-1/8" (1,095)
Pan Width – in. (mm)	22-7/16" (569)	22-7/16" (569)	22-7/16" (569)	22-7/16" (569)	22-7/16" (569)
Weight Crated – lbs (kg)	475 (216)	475 (216)	475 (216)	475 (216)	475 (216)
Weight Uncrated – lbs (kg)	440 (199.5)	440 (199.5)	440 (199.5)	440 (199.5)	440 (199.5)

575 VOLT AND 600 VOLT, 3-PHASE OPTIONS AVAILABLE. ASK CUSTOMER SERVICE FOR MORE DETAILS

ACCESSORIES	UPC	SMART PART #
BBL Electric Water Pump - PE-1	701846**68392**	**214169**
BBL Conveyor Cart Replacement	003100**07390**	**083777**
BBL Tilting Table	003100**04556**	**310004556**
BBL Transport Accessory	003100**04609**	**310004609**

***= DATA PROVIDED BY MOTOR/ENGINE MANUFACTURER**



BBL Electric Water Pump - PE-1



BBL Conveyor Cart Replacement



BBL Tilting Table



BBL Transport Accessory

PRODUCT FEATURES



Powerful Engine
Honda 13 HP engine with cyclone air filtration and power-enhancing jackshaft.



Accurate Adjustments
Ultra-strong foot pedal and hand wheel for exact depth adjustments make the BBL suitable for any cutting needs.



All-Steel Conveyor Cart
Long-lasting all-steel conveyor cart with tilt-lock wheels ensures smooth and precise cutting every time.



The Norton Clipper BBL series gasoline masonry saw features the powerful Honda GX390 engine with cyclone air filtration to meet any cutting needs. The BBL gas masonry saws feature a power-enhancing jack shaft that transmits more torque to the blade for faster cutting, and provides mechanical advantages to make for the easiest starting in colder weather. The BBL gas saw features the same rugged best-in-the-industry frame as the electric models. BBL series saws are designed with masons in mind and are available with 14", 20", and 24" blade capacities to meet your every need.

BBL Blockbuster Large – Gas

TECHNICAL SPECIFICATIONS

PRODUCT #	BBL1347	BBL1327	BBL13247
UPC – Single	701846**83214**	701846**83212**	701846**30010**
Blade Guard Capacity – in. (mm)	14" (355)	20" (508)	24" (609)
Maximum Depth of Cut – in. (mm)	5" (127)	8" (203)	10" (254)
Arbor Size – in. (mm)	1" (25.4)	1" (25.4)	1" (25.4)
Blade Flange Diameter – in. (mm)	4" (101)	4" (101)	4" (101)
Blade Shaft RPM	2,900	2,400	1,800
Blade Shaft Bearings	1" Heavy Duty Flange		
Blade Shaft Drive	2 Belt		
Blade Guard Attachment	All Steel, Stay Level		
Conveyor Cart	All steel cart, tilt-lock cart wheels, anti-skid surface, measuring rule; 45°/90° cutting guide		
Frame	Heavy-duty, jig-welded steel frame. Open construction for larger materials. Adjustable foot pedal and head height control.		
Water Pump	Mechanically Belt Driven		
Power Source	Gasoline, Single Cylinder 4 Cycle		
Motor/Engine Type	Honda, GX390		
Specifications	GX390K1QXC9		
Net Horsepower*	11 HP (8.2 kW)	11 HP (8.2 kW)	11 HP (8.2 kW)
Starter	Recoil	Recoil	Recoil
Motor/Engine Cooling	Air	Air	Air
SAW DIMENSIONS			
Saw Length – in. (mm)	60" (1,524)	60" (1,524)	60" (1,524)
Saw Width – in. (mm)	26" (660)	26" (660)	26" (660)
Saw Height – in. (mm)	57" (1,448)	57" (1,448)	57" (1,448)
Maximum Arbor Height Over Table – in. (mm)	30" (762)	30" (762)	30" (762)
Cart Length – in. (mm)	16-1/2" (418.5)	16-1/2" (418.5)	16-1/2" (418.5)
Cart Width – in. (mm)	23" (584)	23" (584)	23" (584)
Pan Length – in. (mm)	43-1/8" (1,095)	43-1/8" (1,095)	43-1/8" (1,095)
Pan Width – in. (mm)	22-7/16" (569)	22-7/16" (569)	22-7/16" (569)
Weight Crated – lbs (kg)	475 (216)	475 (216)	475 (216)
Weight Uncrated – lbs (kg)	440 (199.5)	440 (199.5)	440 (199.5)

575 VOLT AND 600 VOLT, 3-PHASE OPTIONS AVAILABLE. ASK CUSTOMER SERVICE FOR MORE DETAILS

ACCESSORIES	UPC	SMART PART #
BBL Mechanical Water Pump Assembly (pulley not included)	003100**04436**	**073279**
BBL 9' Mechanical Water Pump Kit (Water Pump, Pulley, Extended Shaft 9.18', and Hose)	701846**31858**	701846**31858**
BBL Water Pump Pulley	003100**04883**	**076552**
BBL Heavy-Duty Water Pump	701846**28601**	**076031**
BBL Conveyor Cart Replacement	003100**07390**	**083777**
BBL Tilting Table	003100**04556**	**310004556**
BBL Transport Accessory	003100**04609**	**310004609**

***= DATA PROVIDED BY MOTOR/ENGINE MANUFACTURER**



BBL Mechanical Water Pump Assembly



BBL 9' Mechanical Water Pump Kit



BBL Water Pump Pulley



BBL Heavy-Duty Water Pump



BBL Conveyor Cart Replacement



BBL Tilting Table



BBL Transport Accessory

BBC Blockbuster Compact – Electric

PRODUCT FEATURES



Water Pan Design
The extended length and open back make it easier for rip cutting of larger masonry materials.



Tilt-Locking Cart Wheels
Unique design that keeps conveyor in place with less shifting and smoother push/pull.



Stay Level Blade Guard
Full depth of cut.



Combines the performance of a full size masonry saw with the convenience of portability. Also available in gas or electric versions, the BBC saws have a rugged jig-welded frame, durable enough for even the heaviest work load. Available with 14" and 20" blade guard capacities making the BBC suitable for just about any job. Standard rear-wheel dolly design and removable legs make transport and set-up easy.

BBC Blockbuster Compact – Electric

TECHNICAL SPECIFICATIONS

PRODUCT #	BBC157	BBC207	BBC347	BBC307
UPC	701846**82488**	701846**82501**	701846**08527**	701846**30011**
Blade Guard Capacity – in. (mm)	14" (355)	14" (355)	14" (355)	20" (508)
Maximum Depth of Cut – in. (mm)	5" (127)	5" (127)	5" (127)	8" (203)
Arbor Size – in. (mm)	1" (25.4)	1" (25.4)	1" (25.4)	1" (25.4)
Blade Flange Diameter – in. (mm)	4" (107)	4" (107)	4" (107)	4" (107)
Blade Shaft RPM	2,900	2,900	2,900	2,400
Blade Shaft Bearings	1" Heavy Duty Flange			
Blade Shaft Drive	1 Belt			
Blade Guard Attachment	All Steel, Stay Level			
Conveyor Cart	All steel cart, tilt-lock cart wheels, anti-skid surface, measuring rule; 45°/90° cutting guide			
Frame	Heavy-duty, jig-welded steel frame. Open construction for larger materials.			
Water Pump	Electric			
Power Source	Electric			
Motor/Engine Type	Baldor			
Specifications	T.E.F.C., Thermal Protection			
Net Horsepower*	1-1/2 HP (1.1 kW)	2 HP (1.5 kW)	3 HP (2.2 kW)	3 HP (2.2 kW)
Voltage	115/230 volts	115/230 volts	208-230 volts	208-230 volts
Cycle*/Current/Phase	60 Hz/AC/1	60 Hz/AC/1	NA	60 Hz/AC/1
Full Load Amps	13.4/6.7 Amps	16.8/8.4 Amps	13 Amps	13 Amps
Starter	Capacitor	Capacitor	Capacitor	Capacitor
Engine Cooling	Air	Air	Air	Air
SAW DIMENSIONS				
Saw Length – in. (mm)	60" (1,524)	60" (1,524)	60" (1,524)	60" (1,524)
Saw Width – in. (mm)	24" (609)	24" (609)	24" (609)	24" (609)
Saw Height – in. (mm)	34" (864)	34" (864)	34" (864)	34" (864)
Maximum Arbor Height Over Table – in. (mm)	24-1/2" (623)	24-1/2" (623)	24-1/2" (623)	24-1/2" (623)
Cart Length – in. (mm)	16" (404)	16" (404)	16" (404)	16" (404)
Cart Width – in. (mm)	19-3/8" (492)	19-3/8" (492)	19-3/8" (492)	19-3/8" (492)
Pan Length – in. (mm)	39-3/8" (1,000)	39-3/8" (1,000)	39-3/8" (1,000)	39-3/8" (1,000)
Pan Width – in. (mm)	18-1/8" (460)	18-1/8" (460)	18-1/8" (460)	18-1/8" (460)
Weight Crated – lbs (kg)	280 (127)	280 (127)	280 (127)	280 (127)
Weight Uncrated – lbs (kg)	250 (113)	250 (113)	250 (113)	250 (113)
ACCESSORIES	**UPC**	**SMART PART #**		
BBC Electric Water Pump - PE-1	701846**68392**	**214169**		
BBC Conveyor Cart Replacement	003100**07367**	**083754**		

***= DATA PROVIDED BY ENGINE MANUFACTURER**

GENUINE NORTON CLIPPER DIAMOND BLADE INCLUDED WITH SAW.



BBC Electric Water Pump - PE-1



BBC Conveyor Cart Replacement

PRODUCT FEATURES



Powerful Engine
Honda 5.5 HP engine with cyclone air filtration and power-enhancing jackshaft.



Tilt-Locking Cart Wheels
Built-in transport wheels and fork lift brackets make for easy moving of the BBC Gas Masonry saws.



Stay Level Blade Guard
Large, extreme-duty cart which can handle the largest and heaviest of materials with ease.



The Norton Clipper BBC series gasoline masonry saws are designed to make easy work of any masonry job. Featuring a jack-shaft system, which enhances the power to the blade, for the fastest cutting and most powerful portable gasoline saw available. All-steel reinforced extended-length frames allow rip cutting of blocks. With forklift brackets, front and rear carry handles, wheel dolly, heavy-duty sealed bearings, stay-level blade guard system, and the choice of 14" or 20" blade guard sizes, the BBC gasoline masonry saw has all the features needed to handle any job. The BBC gasoline masonry saws are designed to handle all of your cutting needs from block, brick, and stone, to pavers; the BBC is the professional's choice.

BBC Blockbuster Compact – Gas

TECHNICAL SPECIFICATIONS

PRODUCT #	BBC547	BBC507
UPC	701846**82175**	701846**30012**
Blade Guard Capacity – in. (mm)	14" (355)	20" (508)
Maximum Depth of Cut – in. (mm)	5" (127)	8" (203)
Arbor Size – in. (mm)	1" (25.4)	1" (25.4)
Blade Flange Diameter – in. (mm)	4" (101)	4" (101)
Blade Shaft RPM	2,900	2,400
Blade Shaft Bearings	1" Heavy Duty Flange	1" Heavy Duty Flange
Blade Shaft Drive	1 Belt	1 Belt
Blade Guard Attachment	All Steel, Stay Level	All Steel, Stay Level
Conveyor Cart	All steel cart, tilt-lock cart wheels, anti-skid surface, measuring rule; 45°/90° cutting guide	
Frame	Heavy-duty, jig-welded steel frame. Open construction for larger materials. Adjustable foot pedal and head height control.	
Water Pump	Mechanically Belt Driven	Mechanically Belt Driven
Power Source	Gasoline	Gasoline
Motor/Engine Type	Honda GX200	Honda GX200
Specifications	GX200K1QXC9	GX200K1QXC9
Net Horsepower*	5.5 HP (4.1 kW)	5.5 HP (4.1 kW)
Voltage	NA	NA
Cycle*/Current/Phase	NA	NA
Full Load Amps	NA	NA
Starter	Recoil	Recoil
Engine Cooling	Forced Air	Forced Air
Displacement – cu. In (l)	11.96 cu. In (0.196 l)	11.96 cu. In (0.196 l)
Bore – in. (mm)	2.7" (68)	2.7" (68)
Stroke – in. (mm)	2.12" (54)	2.12" (54)
Cylinders/Stroke	Single Cylinder 4 Cycle	Single Cylinder 4 Cycle
Fuel Capacity – gal. (l)	.95 gal. (3.6 l)	.95 gal. (3.6 l)
Oil Capacity – qt. (l)	.63 at. (.6 l)	.63 at. (.6 l)
Air Filter	Four Stage Cyclone	Four Stage Cyclone
SAW DIMENSIONS		
Saw Length – in. (mm)	50" (1,270)	53" (1,346)
Saw Width – in. (mm)	24" (609)	24" (609)
Saw Height – in. (mm)	38" (965)	38" (965)
Maximum Arbor Height Over Table – in. (mm)	24-1/2" (623)	24-1/2" (623)
Cart Length – in. (mm)	16" (404)	16" (404)
Cart Width – in. (mm)	19-3/8" (492)	19-3/8" (492)
Pan Length – in. (mm)	39-3/8" (1,000)	39-3/8" (1,000)
Pan Width – in. (mm)	18-1/8" (460)	18-1/8" (460)
Weight Crated – lbs (kg)	305 (138)	305 (138)
Weight Uncrated – lbs (kg)	275 (125)	275 (125)
ACCESSORIES	**UPC**	**SMART PART #**
BBC Mechanical Water Pump Assembly	003100**04237**	**072305**
BBC 9' Mechanical Water Pump Kit (Water Pump, Pulley, Extended Shaft 9.18', and Hose)	701846**31858**	701846**31858**
BBC Water Pump Pulley	003100**04669**	**075270**
BBC Conveyor Cart Replacement	003100**07367**	**83754**

***= DATA PROVIDED BY ENGINE MANUFACTURER**



BBC Mechanical Water Pump Assembly



BBC 9' Mechanical Water Pump Kit



BBC Water Pump Pulley



BBC Conveyor Cart Replacement

BBM307 Blockbuster Mini Masonry Saw

PRODUCT FEATURES



All Steel Construction
All welded strong honeycomb reinforcement design.



Clear View Cutting System
Offset of motor and blade allows operator to see the complete cutting surface.



Wet or Dry Cutting
Quick attach garden hose water system. Using the included wet cutting system meets OSHA Silica dust control requirements.



The innovative design of the BBM307 small masonry saws has been copied many times due to its compact, all-steel unibody construction, giving the best weight-to strength distribution. A 14" blade capacity and ergonomically-designed, three-position locking, cutting head provides a safe, clear view of the work area. The BBM307 features a powerful 3HP brush motor, overload protection, garden hose connection, and a channeled-flow water pan to direct dust and slurry away from the operator.

BBM307 Blockbuster Mini Masonry Saw

TECHNICAL SPECIFICATIONS

PRODUCT #	BBM307
UPC	701846**00684**
Blade Guard Capacity – in. (mm)	14" (355)
Maximum Depth of Cut – in. (mm)	5" (127)
Arbor Size – in. (mm)	1" (25.4)
Blade Flange Diameter – in. (mm)	4" (101)
Blade Shaft RPM	3,600
Blade Shaft Bearings	Sealed Radial Bearings
Blade Shaft Drive	Gear Drive
Blade Guard Attachment	All Steel, Pivoting Posi-Loc Cutting Head
Conveyor Cart	Aluminum With Steel Wheels and Seale Bearings
Water Pump	Optional
Frame	Steel Reinforced Frame
Power Source	Electrical
Motor/Engine Type	AC Universal Motor
Specifications	Carbon Brush, Thermal Protection
Net Horsepower*	3 HP (2.2 kW)
Voltage	115 volts
Cycle*/Current/Phase	60Hz/AC/1
Full Load Amps	10 Amps
Starter	NA
Engine Cooling	Forced Air
Air Filter	Yes
SAW DIMENSIONS	
Saw Length – in. (mm)	31-1/2" (800)
Saw Width – in. (mm)	18" (470)
Saw Height – in. (mm)	30" (762)
Maximum Arbor Height Over Table – in. (mm)	15-1/16" (383)
Cart Length – in. (mm)	10-7/16" (265)
Cart Width – in. (mm)	16-17/32" (420)
Pan Length – in. (mm)	30-1/8" (765)
Pan Width – in. (mm)	16" (405)
Weight Crated – lbs (kg)	90 (40.8)
Weight Uncrated – lbs (kg)	75 (34)

ACCESSORIES	UPC	SMART PART #
Wet Kit	701846**00704**	**235003**
Stand	701846**00691**	**235001**
Conveyor Cart with Vacuum Attachment	701846**02862**	**233934**

***= DATA PROVIDED BY ENGINE MANUFACTURER**



Wet Kit



Stand



Conveyor Cart with Vacuum Attachment

Visit our YouTube page for more product information at:
www.youtube.com/**NortonAbrasives**

BBM158 Blockbuster Mini Masonry Saw

PRODUCT FEATURES



Powerful Induction Motor
Powerful long life dual voltage 115/230v commercial grade 2 HP induction motor.



Quiet Operation
Belt-driven blade shaft for smooth and quiet operation.



Less Mess
Channeled-flow water pan and conveyer cart direct dust and slurry away from the operator.



An evolutionary extension of the BBM307, the extremely portable BBM158 features a powerful, long-life commercial 2 HP induction motor which is designed for continuous cutting of bricks, block, pavers, stones, wall stones, and a variety of other masonry materials. The BBM158 motor has the ability to run on both 115v or 230v with a flick of a switch, allowing it to be used on most any job site. This machine is fully loaded with an all-steel honeycomb frame, heavy-duty conveyor cart with precision rollers for the straightest cuts, pivoting head for exact depth adjustments, belt-drive blade shaft for smoother and quieter operation, and includes a Norton Clipper 14" diamond blade for the fastest cutting; the BBM158 has all the features that professionals demand. If you want the most portable induction motor saw available, the BBM158 is the only choice.

BBM158 Blockbuster Mini Masonry Saw

TECHNICAL SPECIFICATIONS

PRODUCT #	BBM158
UPC	701846**26327**
Blade Guard Capacity – in. (mm)	14" (355)
Maximum Depth of Cut – in. (mm)	5" (127)
Arbor Size – in. (mm)	1" (25.4)
Blade Flange Diameter – in. (mm)	4" (101)
Blade Shaft RPM	2,800
Blade Shaft Bearings	Sealed Radial Bearings
Blade Shaft Drive	Belt Drive
Blade Guard Attachment	All Steel, Pivoting Cutting Head
Conveyor Cart	Aluminum With Steel Wheels and Seale Bearings
Water Pump	Optional
Frame	Steel Reinforced Frame
Power Source	Electrical
Motor/Engine Type	Induction
Specifications	T.E.F.C., Thermal Protection
Net Horsepower*	2 HP
Voltage	115/230 volts
Cycle*/Current/Phase	60Hz/AC/1
Full Load Amps	16.8/8.4 Amps
Starter	NA
Engine Cooling	Forced Air
Air Filter	NA
SAW DIMENSIONS	
Saw Length – in. (mm)	31-1/2" (800)
Saw Width – in. (mm)	18" (470)
Saw Height – in. (mm)	27-3/4" (695)
Maximum Arbor Height Over Table – in. (mm)	16-17/32" (420)
Cart Length – in. (mm)	10-7/16" (265)
Cart Width – in. (mm)	16-17/32" (420)
Pan Length – in. (mm)	30-1/8" (765)
Pan Width – in. (mm)	16" (405)
Weight Crated – lbs (kg)	150 (68)
Weight Uncrated – lbs (kg)	123.2 (56)

ACCESSORIES	UPC	SMART PART #
Wet Kit	701846**00704**	**235003**
Stand	701846**00691**	**235001**
Conveyor Cart with Vacuum Attachment	701846**02862**	**233934**

***= DATA PROVIDED BY ENGINE MANUFACTURER**

GENUINE NORTON CLIPPER DIAMOND BLADE INCLUDED WITH SAW.



Wet Kit



Stand



Conveyor Cart with Vacuum Attachment

Visit our YouTube page for more product information at:
www.youtube.com/**NortonAbrasives**

CST Series Masonry/Stone/Tile Saws

PRODUCT FEATURES



Guiding Bars
Strong chrome-plated guiding bars for high precision cutting.



Tilting Head
Allows cuts up to 45°.



Side Extension Table
Lets you easily adapt to different width materials.





As materials became longer, heavier, thicker and harder, an alternative solution was needed. With its long cutting lengths and powerful motor, coupled with a strong and robust frame to support heavy materials, this is the solution for the future of tile cutting.

The CST Series is designed to handle heavier and larger materials than a traditional masonry or tile saw for precision cutting of masonry, stone, flooring, and tile products. It allows miter cutting of material up to 45° and designed to cut materials up to 47-1/4" (1.2 m) in length. The CST120 ALUMINUM is a lightweight solution when mobility is the priority. It is a powerful machine offering long cutting lengths, folding legs, and transport wheels making it easy to transport.

TECHNICAL SPECIFICATIONS

PRODUCT #	CST120	CST120 ALU
UPC	701846**08389**	701846**08390**
Blade Guard Capacity – in. (mm)	14" (355)	14" (355)
Maximum Depth of Cut 90°– in. (mm)	4-5/16" (110)	4-5/16" (110)
Maximum Depth of Cut 45°– in. (mm)	3-15/64" (82.5mm)	3-15/64" (82.5mm)
Maximum Length of Cut – in. (mm)	47-1/4" (1,200)	47-1/4" (1,200)
Maximum Material Height - in. (mm)	5-7/64" (130)	5-7/64" (130)
Arbor Size – in. (mm)	1" (25.4)	1" (25.4)
Blade Flange Diameter – in. (mm)	4" (101)	4" (101)
Blade Shaft RPM	2,800	2,800
Blade Shaft Bearings	Sealed	Sealed
Blade Shaft Drive	Direct	Direct
Blade Guard Attachment	All Steel, with Intergrated Water System	All Steel, with Intergrated Water System
Conveyor Cart	Fixed Table	Fixed Table
Water Pump	Electric	Electric
Frame	Steel	Aluminum
Power Source	Electric	Electric
Motor/Engine Type	CEP	CEP
Specifications	T.E.F.C. Thermal Protection	T.E.F.C. Thermal Protection
Net Horsepower*	2.4 HP (1.80 kW)	2.4 HP (1.80 kW)
Voltage	115v	115v
Cycle*/Current/Phase	60Hz/AC/1	60Hz/AC/1
Full Load Amps	16 A	16 A
Starter	Capacitor	Capacitor
SAW DIMENSIONS		
Saw Length – in. (mm)	63" (1,600)	64-13/64" (1,630)
Saw Width – in. (mm)	26" (660)	26" (660)
Saw Height – in. (mm)	53-1/8" (1,350)	53-1/8" (1,350)
Maximum Arbor Height Over Table – in. (mm)	12-7/64" (307.5)	12-7/64" (307.5)
Table Length – in. (mm)	51-45/64" (1,315)	51-45/64" (1,315)
Table Width – in. (mm)	21-1/2" (545)	21-1/2" (545)
Pan Length – in. (mm)	61" (1,550)	61" (1,550)
Pan Width – in. (mm)	25-39/64" (650)	25-39/64" (650)
Weight Crated – lbs (kg)	392 (178 kg)	238 (108 kg)
Weight Uncrated – lbs (kg)	352 (160 kg)	198 (90 kg)
ACCESSORIES	**UPC**	**SMART PART #**
Slide Stop	00310**78996**	310478**996**
Side Extension Flat (0.55 x 0.45 M)	00310**79000**	310479**000**
Side Extension with Rollers (1 x 0.50 M)	00310**78999**	310478**999**
Laser Cutting Guide with Hardware	701846**08425**	701846**08425**
Angle Guide	00310**79001**	310479**001**
Water Pump 115v/60Hz/1	701846**09058**	701846**09058**

***= DATA PROVIDED BY ENGINE MANUFACTURER**



Slide Stop



Side Extension Flat (0.55 x 0.45 M)



Side Extension with Rollers (1 x 0.50 M)

NORTON SAINT-GOBAIN clipper®

get the silent treatment
AND ENJOY EVERY MINUTE

Defying everything you've heard before, the Norton Clipper Silencio is more than just a sandwiched silent blade. We take sound dampening to another level by reducing noise up to 15 dB(A). Masons enjoy the patented technology performance benefits while nearby workers and onlookers enjoy quieter times.

If cost is a factor, try the new Silencio Charger that cuts noise with a unique more economical sandwich core design.

Scan to learn more



.590" Segment Height
New specification provides premium life and performance.

New Gullet Design
Reduces cutting noise by as much as 15 db(A).

Patent-Pending Steel Center
Design absorbs noise and vibration.

General Purpose and Masonry Building Materials

Blocks, medium-hard building bricks, paving slabs, concrete roof tiles and other medium-hard materials.

WET – *SEGMENTED RIM*

SILENCIO

With a laser-welded segment height up to .590" and newly developed specification, this blade maximizes cutting performance and product life when wet cutting hard natural stone materials. And, it's quieter – reducing cutting noise by up to 15 dB(A), thanks to the use of high-technology materials and a patent-pending steel-center design. Safer for high traffic environments and less disruptive to work locations.

UPC	PART #	SIZE	MAX RPM	SEGMENT HEIGHT
701846**84534**	SILMBR14125	14 x .125 x 1	4,365	.590"
701846**84535**	SILMBR20125	20 x .125 x 1	3,055	.590"



SILENCIO CHARGER

A more economical silent core design, serrated segment shape, and longer life formula increase the material cutting range and blade life while reducing noise. A perfect solution when cutting in sound sensitive work areas.

UPC	PART #	SIZE	MAX RPM	SEGMENT HEIGHT
701846**03318**	SILCG14122	14 x .122 x 1	4,365	.472"



CHARGER

High performance wet cutting with an extra wide .263" segment specification that allows thorough cleaning and extended life in a variety of materials.

UPC	PART #	SIZE	MAX RPM	SEGMENT HEIGHT
701846**81338**	CGWMGP1401	14 x .100 x 1	4,365	.275"
701846**81339**	CGWMGP2001	20 x .125 x 1	3,055	.263"



CLASSIC

The softer bond provides longer life at an economical price for small to medium size jobs on compact masonry saws.

UPC	PART #	SIZE	MAX RPM	SEGMENT HEIGHT
701846**81331**	CHWMGP1401	14 x .100 x 1	4,365	.275"
701846**81332**	CHWMGP2001	20 x .125 x 1	3,055	.263"



General Purpose and Masonry Building Materials

Blocks, medium-hard building bricks, paving slabs, concrete roof tiles and other medium-hard materials.

DRY – *SEGMENTED RIM*

CHARGER

High performance dry cutting of a variety of materials. The segment specification allows extended life and fast cut for medium to large jobs.

UPC	PART #	SIZE	MAX RPM	SEGMENT HEIGHT
701846**81429**	CGDMGP2001	20 x .125 x 1	3,055	.263"



CLASSIC

The bond provides longer life at an economical price for small to medium size jobs on smaller compact masonry saws cutting a combination of brick and soft block.

UPC	PART #	SIZE	MAX RPM	SEGMENT HEIGHT
701846**84251**	CODMGP10H2001	20 x .165 x 1	3,055	.393"



VALUPLUS

For value and performance on small to medium size jobs. The sintered blade cuts unreinforced soft to medium concrete fast on saws up to 13 HP.

UPC	PART #	SIZE	MAX RPM	SEGMENT HEIGHT
701846**84181**	VPHSGP1420	14 x .110 x 1"/20mm	5,460	.393"
701846**84428**	VPHSGP1420 20PK	14 x .110 x 1"/20mm	5,460	.393"



DRY – *TURBO RIM*

CHARGER

Combines the characteristics of standard Charger blade with a turbo rim configuration for cutting hard, dense materials with minimal effort. A better bond and diamond concentration for maximum cutting speed, life and quality of cut.

UPC	PART #	SIZE	MAX RPM	SEGMENT HEIGHT
701846**84525**	CGHSTS1420	14 x .125 x 1"/20mm	5,460	.472"



Reinforced Concrete and Harder Building Materials



Reinforced concrete, hard bricks, limestone, terrazzo, and other hard materials.

DRY – *SEGMENTED RIM*

DUO EVO

The unique shape of the DUO EVO and DUO segments optimizes the angle of attack while enhancing the evacuation of the particles. The result is an exceptional cutting speed allied with optimum performance life up to 50% over other blades in critically hard materials.

UPC	PART #	SIZE	MAX RPM	SEGMENT HEIGHT
701846**84218**	DUOEVO14118	14 x .118 x 1"/20mm	5,460	.590"
701846**93356**	DUOEVO16130	16 x .130 x 1"/20mm	4,500	.590"



DUO

The original DUO. The innovative, exclusive design introduced in 2002 has become a dominant name in the market. The unique dual segment per land technology provides excellent cutting speed with low vibration and high comfort of cut. The exclusive arrow shape gullets not only indicate blade direction but they also assist in fast removal of cutting debris. Maximum performance when cutting medium to hard materials – general purpose.

UPC	PART #	SIZE	MAX RPM	SEGMENT HEIGHT
701846**83612**	DUO14110	14 x .110 x 1"/20mm	5,460	.393"
701846**83613**	DUO14125	14 x .125 x 1"/20mm	5,460	.393"
701846**83798**	DUO16125	16 x .125 x 1"/20mm	4,500	.393"



CHARGER

High performance when on all kinds of hard materials. Smooth, fast and accurate cuts when dry cutting on larger masonry saws.

UPC	PART #	SIZE	MAX RPM	SEGMENT HEIGHT
701846**81426**	CGDMBR1401	14 x .110 x 1	4,365	.263"
701846**81427**	CGDMBR2001	20 x .125 x 1	3,055	.263"
701846**84556**	CODMBR2401	24 x .150 x 1	2,550	.275"



Asphalt and Abrasive Materials



Asphalt, green concrete, asphalt over concrete, abrasive blocks, mortar and other abrasive materials.

DRY – *SEGMENTED RIM*

CHARGER

High performance wear-resistant bond for dry cutting all kinds of soft and abrasive materials. Excellent blade life and cut speed when cutting on large upright masonry saws for commercial production.

UPC	PART #	SIZE	MAX RPM	SEGMENT HEIGHT
701846**81330**	CGDMBL1401	14 x .100 x 1	4,365	.326"
701846**81424**	CGDMBL2001	20 x .125 x 1	3,055	.326"



CLASSIC

Ideal blade for small to medium size jobs with masonry and concrete saws. Economically priced with good productivity in abrasive materials.

UPC	PART #	SIZE	MAX RPM	SEGMENT HEIGHT
701846**03329**	CHDAOC1812	18 x .125 x 1	3,395	.472"
701846**03330**	CHDAOC2015	20 x .150 x 1	3,055	.472"



VALUPLUS

Dry cutting sintered segment blade for abrasive materials. Drop-segment wear-retardant extends life of core. Economically priced with good performance in asphalt, green concrete and other abrasive materials.

UPC	PART #	SIZE	MAX RPM	SEGMENT HEIGHT
701846**03333**	VPHSABR14125	14 x .125 x 1"/20mm	5,460	.452"



Norton Clipper Classic and ValuPlus

These Classic blades are an exceptional choice for general purpose wet or dry cutting on low horsepower saws. Soft enough to handle concrete but with drop segments on the core to maximize segment life when cutting abrasive materials like asphalt and block.

When a more economical solution is what you're after, try the new ValuPlus sintered segment blade for abrasive materials.



Natural Stone and Tiles

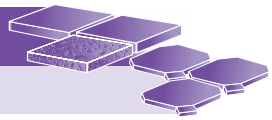

Ceramic and stone tiles, granite, marble, very hard bricks and other very hard and dense materials.

WET – *SEGMENTED RIM* – HARD REFRACTORIES, TILES

CHARGER

High performance wet cutting of a variety of materials. Industrial grade segment specification allows extended life and fast cut on refractory materials with 70% plus alumina.

UPC	PART #	SIZE	MAX RPM	SEGMENT HEIGHT
701846**81348**	NXWRHD1401	14 x .095 x 1	4,365	.326"
701846**81456**	NXWRHD1801	18 x .125 x 1	3,395	.326"
701846**81457**	NXWRHD2001	20 x .125 x 1	3,055	.326"



CHARGER

High performance solution for small to medium size jobs. Efficient cutting of thick granite, marble and refractory materials with 70% or less alumina.

UPC	PART #	SIZE	MAX RPM	SEGMENT HEIGHT
701846**81453**	CGWRGP1401	14 x .100 x 1	4,365	.250"
701846**81454**	CGWRGP1801	18 x .125 x 1	3,395	.250"
701846**81455**	CGWRGP2001	20 x .125 x 1	3,055	.250"



WET – *CONTINUOUS RIM* – HARD REFRACTORIES, TILES

SLICER

Razor like cut, but with high tensile strength steel core for greater accuracy and less wobbling. The bond and diamond specification enhance cutting speed and improve blade life, particularly in hard materials for premium performance.

UPC	PART #	SIZE	MAX RPM	RIM HEIGHT
701846**84187**	NXSLC1401	14 x .080 x 1	4,365	.393"



SLICER TURBO MESH

Unique mesh segment designed for fast cutting and minimal chipping on extra hard ceramics, porcelain and other hard/dense materials. The reinforced inner core prevents undesirable flexing while cutting in demanding applications.

UPC	PART #	SIZE	MAX RPM	RIM HEIGHT
701846**08972**	NXSLCTM1401	14 x .090 x 1"/20mm	4,365	.394"



DRY – *TURBO RIM* – GRANITE, MARBLE, TILES

AERO-JET

New innovative design allows for very fast, smooth cutting. The improved .392" high segment rim adds extremely long life whether cutting wet or dry in hard materials. Exclusive arch-shaped protection inserts allow for precision straight cuts. The ventilated waved steel core for better cooling and intensive use. Exceptional cutting on a very wide range of materials with a high quality finished cut.

UPC	PART #	SIZE	MAX RPM	RIM HEIGHT
701846**83785**	AEROHS1420	14 x .125 x 1"/20mm	5,460	.392"



Multi-Purpose, All Materials

Concrete, reinforced concrete, granite, building materials, thin steel sections, angle iron up to 1/2" material thickness, rebar up to no. 5.

DRY – *SEGMENTED RIM* – SOFT TO HARD AGGREGATES

4X4



Multi-purpose laser welded blade for dry cutting a range of construction materials without sacrificing performance or price. Depth of cut is easily controlled with the patented depth-of-cut indicators cut into the steel core. Anti-crack gullets for enhanced safety cutting steel and metal (up to 5mm thick).

UPC	PART #	SIZE	MAX RPM	SEGMENT HEIGHT
701846**84547**	4X414118	14 x .118 x 1"/20mm	5,460	.393"
701846**45306**	4X416125	16 x .125 x 1"/20mm	4,500	.393"

MULTI-CUT NEW



The perfect combination of performance and price on high-speed, masonry, and floor saws. The laser welded segments are designed for cutting speed and long life, while a precise 1"/20mm laser cut dual arbor hole provides consistently secure mounting on the saw. Premium features combined with low pricing make for a reliable, fast cutting, long life blade for a variety of common construction materials.

UPC	PART #	SIZE	MAX RPM	SEGMENT HEIGHT
701846**09680**	MULTICUT14125	14 x .125 x 1"/20mm	5,460	.472"
701846**31788**	MULTICUT16125	16 x .125 x 1"/20mm	4,500	.472"

RANGE OVERVIEW





MODEL#	CTC1020XL	CTC705
UPC#	70184630013	70184681496
MAX. BLADE CAPACITY	**10"** (254mm)	**7"** (178mm)
MAX. HORSEPOWER	**2 HP** (1.5 kW)	**1 HP** (0.7 kW)

CTC1020XL Tile Saw

PRODUCT FEATURES



2HP Motor
More powerful than using conventional 1.5HP and can make a rip cut of 24" tile.



Light-Weight
60 lbs vs. standard 100-125 lbs for easier transportation.



Aluminum Rails with Stainless Insert
Provides long life and easy portability due to low coefficient of friction, creating smoother slide.



Built with the professional in mind, the CTC1020XL is the newest to the tile industry. The powerful 2HP motor makes ripping materials, up to 24", trouble-free. The combination of having a light-weight, sturdy frame and a newly designed polypropylene pan, to help reduce area contamination, gives an operator all the essentials to get the job done quickly and efficiently.

TECHNICAL SPECIFICATIONS

PRODUCT #	CTC1020XL	
UPC	701846**30013**	
Blade Guard Capacity – in. (mm)	10" (254)	
Maximum Depth of Cut – in. (mm)	3-3/4" (88)	
Arbor Size – in. (mm)	5/8"	
Blade Flange Diameter – in. (mm)	3 (78)	
Blade Shaft RPM	3,000	
Maximum Material Size – in. (mm)	24" x 24"	
Rip Cut Size – in. (mm)	24" (610)	
Diagonal Size – in. (mm)	18" (457)	
Cutting Head	Cast Aluminum	
Built-In 45° Miter Cut	NO, Includes Miter Block	
Cutting Table	Aluminum With Rubber Coating	
Water Pump	YES	
Power Source	Electric	
Motor/Engine Type	Brush Motor with Thermal Protection	
Maximum Horsepower*	2 HP	
Voltage	115 volt	
Cycle*/Current/Phase	60 Hz/AC/1	
Full Load Amps	13 Amp	
SAW DIMENSIONS		
Saw Length – in. (mm)	51-7/8" (1,318)	
Saw Width – in. (mm)	25-3/16" (640)	
Saw Height – in. (mm)	20-7/8" (530)	
Saw Height With Stand – in. (mm)	41-13/16" (1,240)	
Arbor to Top of Cart – in. (mm)	4-3/4" (120)	
Cart (Table) Length – in. (mm)	16" (406)	
Cart (Table) Width – in. (mm)	16-9/64" (410)	
Cart Travel – in. (mm)	22-5/8" (575)	
Pan Length – in. (mm)	51-7/8" (1,318)	
Pan Width – in. (mm)	25-3/16" (640)	
Weight Crated – lbs (kg)	75 (34)	
Weight Uncrated – lbs. (kg)	65 (29.5)	
ACCESSORIES	**UPC**	**SMART PART #**
Electric Water Pump - PE-1	701846**68392**	214169
Premium Stand w/Work Table	701846**43045**	242098
Adjustable Angle Guide	701846**80907**	233043

***= DATA PROVIDED BY ENGINE MANUFACTURER**
GENUINE NORTON CLIPPER DIAMOND BLADE INCLUDED WITH SAW.



Electric Water Pump



Premium Stand with Work Table



Adjustable Angle Guide

CTC705 Tile Saw

PRODUCT FEATURES



Motor Upgrade
Strong belt-driven 1 HP motor provides powerful and precise cutting.



Light-Weight Conveyor
Smooth slide creates straight cuts and has a locking mechanism for easier transportation.



Water Pump
High intake and output to keep fresh water in pan with a durable filter to keep debris out.



A great value for a 7" tile saw that can handle the small to medium size jobs. This saw has many features of more expensive tile saws, like a belt-driven 1 HP motor for maximum motor-to-blade power. A sturdy aluminum cutting table with anti-skid top for keeping material in place while cutting and a light-weight water pan for easy cleaning and/or single operator use getting on and off the site.

TECHNICAL SPECIFICATIONS

PRODUCT #	CTC705	
UPC	701846**81496**	
Blade Guard Capacity – in. (mm)	7" (177)	
Maximum Depth of Cut – in. (mm)	2-1/4" (57)	
Arbor Size – in. (mm)	5/8"	
Blade Flange Diameter – in. (mm)	2-1/2" (66)	
Blade Shaft RPM	6,000	
Maximum Material Size – in. (mm)	17" (431)	
Rip Cut Size – in. (mm)	17" (431)	
Diagonal Size – in. (mm)	12" (305)	
Cutting Head	Cast Aluminum	
Built-In 45° Miter Cut	No	
Cutting Table	Aluminum	
Water Pump	Yes	
Power Source	Electric	
Motor/Engine Type	Carbon Brush	
Maximum Horsepower*	1 HP (075kW)	
Voltage	115 volt	
Cycle*/Current/Phase	60 Hz/AC/1	
Full Load Amps	8.5 Amps	
SAW DIMENSIONS		
Saw Length – in. (mm)	30" (762)	
Saw Width – in. (mm)	19-3/4" (502)	
Saw Height – in. (mm)	17-1/2" (445)	
Saw Height With Stand – in. (mm)	47-3/4" (1,213)	
Arbor to Top of Cart – in. (mm)	Adjustable	
Cart (Table) Length – in. (mm)	14-1/4" (362)	
Cart (Table) Width – in. (mm)	15" (381)	
Cart Travel – in. (mm)	18-3/4" (477)	
Pan Length – in. (mm)	30" (762)	
Weight Crated – lbs. (kg)	50 (22.7)	
Weight Uncrated – lbs. (kg)	43 (19.5)	
ACCESSORIES	**UPC**	**SMART PART #**
Electric Water Pump - PE-1	701846**68392**	214169
Premium Stand w/Work Table	701846**43045**	242098
Adjustable Angle Guide	701846**80907**	233043

***= DATA PROVIDED BY ENGINE MANUFACTURER**
GENUINE NORTON CLIPPER DIAMOND BLADE INCLUDED WITH SAW.



Electric Water Pump



Premium Stand with Work Table



Adjustable Angle Guide

NORTON clipper
SAINT-GOBAIN

razor sharp
FOR THE EDGE YOU NEED

To produce razor-like cuts in porcelain or ceramic, marble and granite, the Slicer diamond blade is unbeatable. The high tensile, strengthened steel core blade extends life and speed to provide a clean, crisp, accurate cut. Don't settle, when Slicer can help you achieve exceptional results.



Premium Segment Specification
Special bond for the smoothest cut and finish, ideal for porcelain.



Precision Cuts, Every Time
Razor-thin design reduces loss of material



Thinnest Cuts, Longest Life
Thin, high tensile strength steel core for better accuracy and less wobbling.

Natural Stone and Tiles

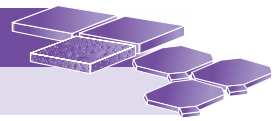

Ceramic and stone tiles, granite, marble, very hard bricks and other very hard and dense materials.

WET – *CONTINUOUS RIM*

SLICER TURBO MESH

Unique mesh segment designed for fast cutting and minimal chipping on extra hard ceramics, porcelain and other hard/dense materials. The reinforced inner core prevents undesirable flexing while cutting in demanding applications.

UPC	PART #	SIZE	MAX RPM	RIM HEIGHT
701846**08970**	NXSLCTM0700	7 x .080 x DM-7/8-5/8	8,730	.394"
701846**08971**	NXSLCTM1000	10 x .080 x 1-7/8-5/8	6,115	.394"



SLICER

Razor-like cut, but with high tensile strength steel core for greater accuracy and less wobbling. The bond and diamond specification enhance cutting speed and improve blade life for premium performance, particularly in porcelain tile and other hard materials.

UPC	PART #	SIZE	MAX RPM	RIM HEIGHT
701846**84183**	NXSLC0700	7 x .060 x 5/8	8,730	.393"
701846**84184**	NXSLC0800	8 x .060 x 5/8	7,640	.393"
701846**84185**	NXSLC1000	10 x .060 x 5/8	6,115	.393"



CLASSIC

Excellent quality with good performance in general purpose materials. The right bond and diamond content allows clean cutting with long use. Well suited for softer tile or stone materials on low horsepower tile saws.

UPC	PART #	SIZE	MAX RPM	RIM HEIGHT
701846**84017**	CON7WT	7 x .065 x 5/8	8,730	.393"
076607**02785**	CON8WT	8 x .070 x 5/8	7,640	.393"
076607**02784**	CON10WT	10 x .070 x 5/8	6,115	.393"



Natural Stone and Tiles

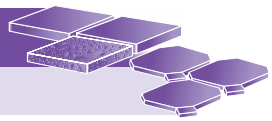

Ceramic and stone tiles, granite, marble, very hard bricks and other very hard and dense materials.

DRY – *CONTINUOUS RIM*

CLASSIC

An economical solution for small to medium size jobs cutting softer ceramic tile and stone materials with efficient cutting ability.

UPC	PART #	SIZE	MAX RPM	RIM HEIGHT
076607**02788**	CON7DT	7 x .090 x DM-7/8-5/8	8,730	.275"

ADDITIONAL BLADE DIAMETERS AVAILABLE IN THE PORTABLE HANDHELD SECTION OF THIS CATALOG.



VALUPLUS

A value price point for small to medium size jobs cutting standard ceramic tile with efficient cutting on low horsepower tile saws.

UPC	PART #	SIZE	MAX RPM	SEGMENT HEIGHT
701846**84089**	VPDT0700	7 x .090 x DM-7/8-5/8	8,730	.197"

ADDITIONAL BLADE DIAMETERS AVAILABLE IN THE PORTABLE HANDHELD SECTION OF THIS CATALOG.



DRY – *TURBO RIM*

AERO-JET

New innovative design allows for very fast, smooth cutting. The improved .392" high segment rim adds extremely long life whether cutting wet or dry in hard materials. Exclusive arch-shaped protection inserts allow for precision straight cuts. The ventilated waved steel core for better cooling and intensive use. Exceptional cutting on a very wide range of materials with a high quality finished cut.

UPC	PART #	SIZE	MAX RPM	RIM HEIGHT
701846**83781**	AERO0700	7 x .090 x DM-7/8-5/8	8,730	.392"
701846**83783**	AERO1000	10 x .110 x 1-7/8-5/8	6,115	.392"

ADDITIONAL BLADE DIAMETERS AVAILABLE IN THE PORTABLE HANDHELD SECTION OF THIS CATALOG.



General Purpose and Masonry Building Materials



Blocks, medium-hard building bricks, paving slabs, concrete roof tiles and other medium-hard materials.

DRY – *SEGMENTED RIM*

CHARGER

High performance dry cutting of a variety of materials. The segment specification allows extended life and fast cut for medium to large jobs.

UPC	PART #	SIZE	MAX RPM	SEGMENT HEIGHT
076607**04019**	CGDSEG1000	10 x .080 x 1-7/8-5/8	6,115	.393"



CLASSIC

The improved bond provides longer life at an economical price for small to medium size jobs on smaller tile and rail saws.

UPC	PART #	SIZE	MAX RPM	SEGMENT HEIGHT
076607**01201**	CODSEG1000	10 x .080 x 1-7/8-5/8	6,115	.275"



DRY – *TURBO RIM*

CHARGER

Combines the characteristics of standard Charger blade with a turbo rim configuration for cutting hard, dense materials with minimal effort. A better bond and diamond concentration for maximum cutting speed, life and quality of cut.

UPC	PART #	SIZE	MAX RPM	RIM HEIGHT
076607**04022**	CGTURB0700	7 x .090 x DM-7/8-5/8	8,730	.393"



CLASSIC

Great blade for cutting softer tile, brick and pavers with hand held tools or smaller tile saws. Offers chip-free cutting and good blade life.

UPC	PART #	SIZE	MAX RPM	RIM HEIGHT
076607**02787**	COTURB0700	7 x .090 x DM-7/8-5/8	8,730	.315"
076607**04016**	0700TURBO5PK	7 x .090 x DM-7/8-5/8	8,730	.315"
076607**02780**	COTURB1000	10 x .100 x 1-7/8-5/8"	6,115	.275"



VALUPLUS

For value and performance on small to medium size jobs cutting soft brick and tile. The sintered turbo continuous rim cuts fast with a smoother quality of cut.

UPC	PART #	SIZE	MAX RPM	RIM HEIGHT
701846**84107**	VPTURB0700	7 x .090 x DM-7/8-5/8	8,730	.315"





General Purpose and Masonry Building Materials



Blocks, medium-hard building bricks, paving slabs, concrete roof tiles and other medium-hard materials.

FOR USE ON CORDLESS POWER TOOLS ONLY

SILENCIO

Laser-welded segments for maximum attachment security in all materials. Sound–dampening sandwich core reduces sound while cutting. Premium segment for faster cutting in difficult materials.

UPC	PART #	SIZE	MAX RPM	SEGMENT HEIGHT
701846**08514**	SILENCIO0900	9 x .090 x 7/8	6,650	.393"



SILENCIO CLASSIC

With the same features as the original Silencio, the Silencio Classic has longerlife segments on a sound-dampened core for softer, more abrasive materials.

UPC	PART #	SIZE	MAX RPM	SEGMENT HEIGHT
701846**08591**	SILCLB0900	9 x .090 x 7/8"	6,650	.393"



Multi-Purpose, All Materials



Concrete, reinforced concrete, granite, building materials, thin steel sections, angle iron up to 1/2" material thickness, rebar up to no. 5.

FOR USE ON CORDLESS POWER TOOLS ONLY

DIALAST

Vacuum brazed diamond for uni-directional cutting. Cooling holes in core for added cooling to cut harder materials. Solid core gullet design for smooth continuous cutting.

UPC	PART #	SIZE	MAX RPM	SEGMENT HEIGHT
701846**08590**	DIABAT0900	9 x .070 x 7/8	6,650	.125"



Abrasive Cut-off Wheel for Cordless Tools

Steel & Stainless



General-purpose ferrous metals (steel, iron, welds), stainless steel and other high strength alloys.

ABRASIVE CUT-OFF WHEEL FOR USE ON CORDLESS POWER TOOLS ONLY

CHARGER ++++

This Norton Clipper abrasive cut-off wheel completes the 9" offering for use on cordless tools in metal applications. Thinner abrasive wheel for less drag and power draw on cordless tools. Reinforced metal arbor to enhance push and cutting speed. Cordless abrasive blend to maximize cutting speed and tool battery life.

UPC	SIZE	APPLICATION	MAX RPM	STD PKG
701846**09080**	9 x .078 x 7/8	Metal / Stainless	6,600	25



MAKE YOUR
BATTERY TOOL
MORE VERSATILE!

General Purpose and Masonry Building Materials

Blocks, medium-hard building bricks, paving slabs, concrete roof tiles and other medium-hard materials.

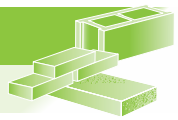

DRY – *SEGMENTED RIM*

DUO

The original DUO. The innovative, exclusive design introduced in 2002 has become a dominant name in the market. The unique dual segment per land technology provides excellent cutting speed with low vibration and high comfort of cut. The exclusive arrow shape gullets not only indicate blade direction but they also assist in fast removal of cutting debris. Maximum performance when cutting hard materials and fiber cement board.

UPC	PART #	SIZE	MAX RPM	SEGMENT HEIGHT
701846**84526**	DUO0450	4-1/2 x .086 x 7/8-5/8-20mm	13,300	.472"
701846**84527**	DUO0500	5 x .086 x 7/8-5/8-20mm	12,000	.472"
701846**84129**	DUO0700	7 x .098 x DM-7/8-5/8	8,730	.472"



CHARGER

High performance dry cutting of a variety of materials. The segment specification allows extended life and fast cut for medium to large jobs.

UPC	PART #	SIZE	MAX RPM	SEGMENT HEIGHT
701846**81505**	CGDSEG0400	4 x .080 x 7/8-5/8-20mm	15,000	.393"
076607**04021**	CGDSEG0450	4-1/2 x .080 x 7/8-5/8-20mm	13,300	.393"
701846**82851**	CGDSEG0500	5 x .080 x 7/8-5/8-20mm	12,000	.393"
701846**83820**	CGDSEG0600	6 x .080 x 7/8-5/8-20mm	10,185	.393"
076607**04020**	CGDSEG0700	7 x .090 x DM-7/8-5/8	8,730	.393"



CLASSIC

The improved bond provides longer life at an economical price for small to medium size jobs on smaller tile and rail saws.

UPC	PART #	SIZE	MAX RPM	SEGMENT HEIGHT
076607**02791**	CODSEG0400	4 x .080 x 7/8-5/8-20mm	15,000	.393"
076607**02789**	CODSEG0450	4-1/2 x .080 x 7/8-5/8-20mm	13,300	.393"
701846**84006**	CODSEG0600	6 x .080 x 7/8-5/8-20mm	10,185	.393"
076607**02786**	CODSEG0700	7 x .090 x DM-7/8-5/8	8,730	.315"



VALUPLUS

For value and performance on small to medium size jobs cutting soft abrasive materials like brick and tile. The sintered rim delivers a quality cut and good life.

UPC	PART #	SIZE	MAX RPM	SEGMENT HEIGHT
701846**84098**	VPSEG0400	4 x .080 x 7/8-5/8-20mm	15,000	.315"
701846**84099**	VPSEG0450	4-1/2 x .080 x 7/8-5/8-20mm	13,300	.315"
701846**84100**	VPSEG0700	7 x .090 x DM-7/8-5/8	8,730	.315"



General Purpose and Masonry Building Materials



Blocks, medium-hard building bricks, paving slabs, concrete roof tiles and other medium-hard materials.

DRY – *TURBO RIM*

CHARGER

Combines the characteristics of standard Charger blade with a turbo rim configuration for cutting hard, dense materials with minimal effort. A better bond and diamond concentration for maximum cutting speed, life and quality of cut.

UPC	PART #	SIZE	MAX RPM	SEGMENT HEIGHT
076607**05475**	CGTURB0400	4 x .080 x 7/8-5/8-20mm	15,000	.393"
076607**04023**	CGTURB0450	4-1/2 x .080 x 7/8-5/8-20mm	13,300	.393"
701846**82853**	CGTURB0500	5 x .080 x 7/8-5/8-20mm	12,000	.393"
076607**04022**	CGTURB0700	7 x .090 x DM-7/8-5/8	8,730	.393"



CLASSIC

Great blade for cutting softer tile, brick and pavers with hand held tools or smaller tile saws. Offers chip-free cutting and good blade life.

UPC	PART #	SIZE	MAX RPM	SEGMENT HEIGHT
076607**02792**	COTURB0400	4 x .080 x 7/8-5/8-20mm	15,000	.315"
076607**02790**	COTURB0450	4-1/2 x .080 x 7/8-5/8-20mm	13,300	.315"
076607**02787**	COTURB0700	7 x .090 x DM-7/8-5/8	8,730	.315"



VALUPLUS

For value and performance on small to medium size jobs cutting soft brick and tile. The turbo continuous rim cuts fast with a smoother quality of cut.

UPC	PART #	SIZE	MAX RPM	SEGMENT HEIGHT
701846**84105**	VPTURB0400	4 x .080 x 7/8-5/8-20mm	15,000	.315"
701846**84106**	VPTURB0450	4-1/2 x .080 x 7/8-5/8-20mm	13,300	.315"
701846**84107**	VPTURB0700	7 x .090 x DM-7/8-5/8	8,730	.315"



Natural Stone and Tiles

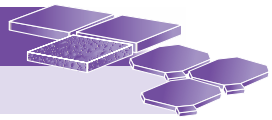

Ceramic and stone tiles, granite, marble, very hard bricks and other very hard and dense materials.

DRY – *TURBO RIM*

AERO-JET



New innovative design allows for very fast, smooth cutting. The improved .392" high segment rim adds extremely long life whether cutting wet or dry in hard materials. Exclusive arch-shaped protection inserts allow for precision straight cuts. The ventilated waved steel core for better cooling and intensive use. Exceptional cutting on a very wide range of materials with a high quality finished cut.

UPC	PART #	SIZE	MAX RPM	RIM HEIGHT
701846**83778**	AERO0400	4 x .070 x 7/8-5/8-20mm	15,000	.392"
701846**83779**	AERO0450	4-1/2 x .070 x 7/8-5/8-20mm	13,300	.392"
701846**83780**	AERO0500	5 x .070 x 7/8-5/8-20mm	12,000	.392"
701846**83781**	AERO0700	7 x .090 x DM-7/8-5/8	8,730	.392"

WET - CONTINUOUS RIM

SLICER TURBO MESH



Unique mesh segment designed for fast cutting and minimal chipping on extra hard ceramics, porcelain and other hard/dense materials. The reinforced inner core prevents undesirable flexing while cutting in demanding applications.

UPC	PART #	SIZE	MAX RPM	RIM HEIGHT
701846**09059**	NXSLCTM0450	4 ½" x .050" x 7/8"-5/8"-20mm	13,300	.394"
701846**09060**	NXSLCTM0500	5" x .050" x 7/8"-5/8"-20mm	12,000	.394"
701846**08970**	NXSLCTM0700	7" x .080" x DM-7/8"-5/8"	8,730	.394"

DRY – *CONTINUOUS RIM*

CLASSIC



An economical solution for small to medium size jobs cutting softer ceramic tile and stone materials with efficient cutting ability.

UPC	PART #	SIZE	MAX RPM	RIM HEIGHT
076607**02793**	CON4DT	4 x .080 x 7/8-5/8-20mm	15,000	.275"
076607**04018**	0400TURBO5PK	4 x .080 x 7/8-5/8-20mm	15,000	.315"
076607**01194**	CON45DT	4-1/2 x .080 x 7/8-5/8-20mm	13,300	.275"
076607**04017**	0450TURBO5PK	4-1/2 x .080 x 7/8-5/8-20mm	13,300	.315"
076607**05344**	COMBO Pack	4-1/2 x .080 x 7/8-5/8-20mm	13,300	.315"
701846**84011**	COTURB0600	6 x .080 x 7/8-5/8-20mm	10,185	.315"
076607**02788**	CON7DT	7 x .090 x DM-7/8-5/8	8,730	.275"
076607**04016**	0700TURBO5PK	7 x .090 x DM-7/8-5/8	8,730	.315"

VALUPLUS



A value price point for small to medium size jobs cutting standard ceramic tile with efficient cutting on low horsepower tile saws.

UPC	PART #	SIZE	MAX RPM	RIM HEIGHT
701846**84087**	VPDT0400	4 x .080 x 7/8-5/8-20mm	15,000	.275"
701846**84088**	VPDT0450	4-1/2 x .080 x 7/8-5/8-20mm	13,300	.275"
701846**84089**	VPDT0700	7 x .090 x DM-7/8-5/8	8,730	.197

General Purpose and Masonry Building Materials



Blocks, medium-hard building bricks, paving slabs, concrete roof tiles and other medium-hard materials.

DRY – *TUCK POINTING*

CLASSIC

An economical solution for small to medium tuck pointing jobs. High quality performance for heavy grout removal or mortar jointing. The heavy duty wide segment reduces wear in abrasive materials.

UPC	PART #	SIZE	MAX RPM	SEGMENT HEIGHT
701846**81776**	CHTUCK0400	4 x .250 x 7/8-5/8-20mm	15,000	.275"
701846**81777**	CHTUCK0450	4-1/2 x .250 x 7/8-5/8-20mm	13,300	.275"
701846**81778**	CHTUCK0500	5 x .250 x 7/8-5/8-20mm	12,000	.275"
701846**81779**	CHTUCK0700	7 x .250 x 7/8-5/8-20mm	8,730	.275"



VALUPLUS

A value price point for small-to-medium size jobs. Cleans grout and mortar joints quickly and efficiently with handheld tools.

UPC	PART #	SIZE	MAX RPM	SEGMENT HEIGHT
701846**84020**	CON4TP	4 x .250 x 7/8-5/8-20mm	15,000	.393"
701846**83862**	CON45TP	4-1/2 x .250 x 7/8-5/8-20mm	13,300	.393"



Reinforced Concrete and Harder Building Materials



Reinforced concrete, hard bricks, limestone, terrazzo, and other hard materials.

DRY – *CRACK CHASING*

CHARGER

A heavy V-shaped segment designed with a special bond and diamond content for maximum removal of grout, mortar jointing, crack chasing and crack widening. Fast cutting and long life in abrasive materials using portable tools. Highly competitive to others of its kind in the market.

UPC	PART #	SIZE	MAX RPM	SEGMENT HEIGHT
701846**83856**	CGCC0400	4 x .375 x 7/8-5/8-20mm	15,000	.550"
701846**83859**	CGCC0700	7 x .375 x 7/8-5/8-20mm	8,730	.550"



General Purpose and Masonry Building Materials

Blocks, medium-hard building bricks, paving slabs, concrete roof tiles and other medium-hard materials.

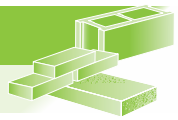

DRY – *CUP GRINDER*

3X3

Ensures very high material removal rate, extreme comfort while working without vibrations and a self-sharpening feature. These new cups offer the best finishing and longest life even on softer, more abrasive materials.

UPC	PART #	SIZE	MAX RPM	SEGMENT HEIGHT
Single Row for Fast Stock Removal				
701846**01763**	3X3CG0400	4 x 5/8"-11	15,000	.177"
701846**01766**	3X3CG0500	5 x 5/8"-11	12,000	.177"
701846**01769**	3X3CG0700	7 x 5/8"-11	8,730	.177"



CHARGER

Increased segment to surface for more material removal than the Norton Classic cup grinder. The diamond and bond configuration provide a more comfortable feel while extending life and better finish on a wide range of materials.

UPC	PART #	SIZE	MAX RPM	SEGMENT HEIGHT
Single Row for Fast Stock Removal				
701846**01762**	CGCG0400	4 x 5/8"-11	15,000	.177"
701846**01765**	CGCG0500	5 x 5/8"-11	12,000	.177"
701846**01768**	CGCG0700	7 x 5/8"-11	8,730	.177"



CLASSIC

Provides efficient material removal rate thanks to the small contact surfaces of the segments. The cups also have flat sides to avoid damaging walls or ceilings during flush grinding.

UPC	PART #	SIZE	MAX RPM	SEGMENT HEIGHT
Single Row for Fast Stock Removal				
701846**01761**	CCCG0400	4 x 5/8"-11	15,000	.177"
701846**01764**	CCCG0500	5 x 5/8"-11	12,000	.177"
701846**01767**	CCCG0700	7 x 5/8"-11	8,730	.177"



Infiltrated High-Density (iHD)

Segments made with patented technology for longer life and faster grinding are available in three types. Designated by their unique segment designs, the Norton Clipper Classic, with a single building shaped segment provides a good removal rate. Two building in the Norton Clipper Charger cups for a better finished, faster cut. And, the Norton Clipper 3X3, with three buildings ensures the highest stock removal, best comfort, longest life and overall best finish.





Large Grinding Surface
For better comfort with minimal vibration.

iHD Segments
Made with patented technology for longer life and faster grinding.

Thick Body
For more safety, allowing more pressure when needed, resisting flexing causing breakage.

General Purpose and Masonry Building Materials



Blocks, medium-hard building bricks, paving slabs, concrete roof tiles and other medium-hard materials.

DRY – *CUP GRINDER*

CLASSIC

Available in a range of sizes and segment designs for optimum performance by life or by speed. Ideal for leveling all types of masonry materials, brick, block, concrete and stone. Strategically placed hole designs help ventilate dust from the surface extending life of the cups.

UPC	PART #	SIZE	MAX RPM	SEGMENT HEIGHT
Single Row for fast stock removal				
701846**82585**	CHSCPH0400	4 x 7/8-5/8-20mm	15,000	.210"
701846**84035**	CHSCPH0500	5 x 7/8-5/8-20mm	12,000	.210"
701846**82594**	CHSCPH0700	7 x 7/8-5/8-20mm	8,730	.210"
701846**82555**	CHSCPT0400	4 x 5/8-11	15,000	.210"
701846**84036**	CHSCPT0500	5 x 5/8-11	12,000	.210"
701846**82593**	CHSCPT0700	7 x 5/8-11	8,730	.210"



UPC	PART #	SIZE	MAX RPM	SEGMENT HEIGHT
Double Row for Long Life, Smooth Finish				
701846**82588**	CHDCPH0400	4 x 7/8-5/8-20mm	15,000	.210"
701846**84037**	CHDCPH0500	5 x 7/8-5/8-20mm	12,000	.210"
701846**82596**	CHDCPH0700	7 x 7/8-5/8-20mm	87,330	.210"
701846**82586**	CHDCPT0400`	4 x 5/8-11	15,000	.210"
701846**84038**	CHDCPT0500	5 x 5/8-11	12,000	.210"
701846**82595**	CHDCPT0700	7 x 5/8-11	8,730	.210"



UPC	PART #	SIZE	MAX RPM	SEGMENT HEIGHT
Swirl for Most Aggressive Cut, Smooth Finish				
701846**83826**	CHSWCPT0400	4 x 5/8"-11	15,000	.180"
701846**84040**	CHSWCPT0500	5 x 5/8"-11	12,000	.180"
701846**83827**	CHSWCPT0700	7 x 5/8"-11	8,730	.180"



UPC	PART #	SIZE	MAX RPM	SEGMENT HEIGHT
Turbo for Long Life, Very Smooth Finish				
701846**83830**	CHTURCPT0400	4 x 5/8"-11	15,000	.210"
701846**83831**	CHTURCPT0700	7 x 5/8"-11	8,730	.210"



you won't get left in the dust
WITH THE NORTON VACUUM SHROUD

Hand grinding of concrete and masonry surfaces and mortar is a tough, dirty task. It doesn't have to be with the new Norton Vacuum Shroud. The Vacuum Shroud's design creates a cyclonic effect, extracting dust and debris from the work surface into the support vacuum. This prolongs the life of the grinding cup and grinder and provides a smoother surface while decreasing the chance of dust particle inhalation. A durable, heavy-duty, scratch-resistant plastic design can withstand the constant abuse of hand grinding applications. The hinged front can be used to work closely to the corner of the walls or improve visibility of the surface while reducing airborne dust.

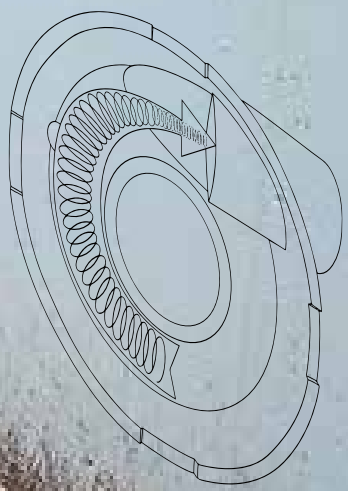

UPC	DESCRIPTION
701846**94059**	5" vacuum shroud kit – includes one shroud, five different adapter rings to fit most popular right angle grinders, and one 5" x 5/8-11 Norton Clipper cup wheel.
701846**41039**	7" vacuum shroud kit – includes one shroud, five different adapter rings to fit most popular right angle grinders, and one 7" x 5/8-11 Norton Clipper cup wheel.



Simple and Easy Design
Durable, scratch-resistant body with steel reinforcement ring to provide strong support when grinding. Provides smoother and longer shroud life.



Additional Adapters
Five extra adaptor rings enabling the shroud to be mounted on various industry grinders. Every kit comes with a single row diamond cup.



Hinged Window
Provides additional visibility of the surface with closer grinding performance along walls and corners.

RANGE OVERVIEW






MODEL#	DR620	HHD3TOL HANDHELD	HHDETOL	HHDET1800
UPC#	70184600925	70184621725	70184600917	70184684243
MAX. DRILLING CAPACITY	10" (254mm)	6" (127mm)	6" (178mm)	4" (178mm)
MAX. HORSEPOWER	25 Amps	15 Amps	15 Amps	15 Amps

PRODUCT FEATURES



Vacuum Pump
Superior stabilization.



Wheel Attachment
Ease of transporting around job site.



Ceiling Jack
Extending ceiling jack for indoor drilling.



DR520



DR620

The Norton Clipper DR series of core drills offer a versatile drill rig with exceptional utility to meet the tough demands of today's rental and contractor industry. The basic design of the carriage and pinion assembly provides a simple trouble-free system to extend service life in the rental fleet. The DR620 drill rig stand offers the additional utility of a pivoting column for drilling vertically on a sloping surface.

TECHNICAL SPECIFICATIONS

PRODUCT #	DR520	DR620
UPC	701846**00924**	701846**00925**
Gears	2	2
Motor Type	Milwaukee	Milwaukee
Motor Specification	4096	4096
Voltage	115 volts	115 volts
Cycle*/Current/Phase	60 Hz/AC/1	60 Hz/AC/1
Amperage	15 Amp	20 Amp
RPM	450/900	450/900
Spindle Thread Size	1-1/4"-7 UNC	1-1/4"-7 UNC
Base – Combo – in. (mm) LxW	18-7/8" x 13-3/4" (450x350)	18-7/8" x 13-3/4" (450x350)
Column Length – in. (mm)	42" (1,067)	40" (1,016)
Slide Carriage	One Piece Aluminum Carriage, Rack and Pinion, Carriage Lock, and Quick Detach Motor Mount Dove Tail	
Wheel Base (outside to outside) in. (mm)	15-1/2" (394)	15-1/2" (394)
Wheels (D x W x B) in. (mm)	6"x1-3/8"x3/4" (152x35x19)	6"x1-3/8"x3/4" (152x35x19)
Vacuum Pump	YES	YES
Control Panel	YES	YES
Weight Crated – lbs (kg)	140 (63.5)	140 (63.5)
Weight Uncrated – lbs (kg)	125 (56.7)	125 (56.7)
RECOMMENDED BIT SIZES		
Low in. (mm)	6" to 10" (152 to 254)	6" to 10" (152 to 254)
High in. (mm)	2" to 6" (50 to 152)	2" to 6" (50 to 152)
DRILL RIG STANDS	**UPC**	**SMART PART #**
DS5/DS6 Drill Rig Stand – Standard Base	701846**00922**	**D55**
DS5/DS6 Drill Rig Stand – Pivoting Base	701846**00923**	**D56**
DM5/DM6 DRILL MOTORS	**UPC**	**SMART PART #**
15 amp Milwaukee	701846**57976**	**403061**
20 amp Milwaukee	701846**57985**	**403064**
ACCESSORIES	**UPC**	**SMART PART #**
Spacer Block	701846**00927**	**408002**
2.64 Gallon Pressure Water Tank – Metal Manual Pump, 8ft (2.5m) with Quick Detach Fittings	003104**64031**	**310464031**
9.24 Gallon Pressure Water Tank – Plastic Electric pump, automatic shut off, 34ft (10.4m) hose	701846**02829**	**233936**
Water Collector Ring	701846**58498**	**402034**
Core Bit Quick Release Attachment	701846**00938**	**408003**
Vacuum Pump for DR520/620	701846**45802**	**408299**

***= DATA PROVIDED BY ENGINE MANUFACTURER**



CORE BITS
Minimum and Maximum Recommended Operating Speeds

BIT DIAMETER	MIN. (RPM)	IDEAL SPEED (RPM)	MAX. (RPM)
1"	2,400	3,200	4,000
2"	1,200	1,600	2,000
3"	800	1,050	1,300
4"	600	800	1,000
5"	475	640	800
6"	400	530	665
7"	340	450	600
8"	300	400	500
10"	240	320	400
12"	200	265	330
14"	170	225	285
16"	150	200	250
18"	130	175	220
20"	120	160	200
24"	100	130	165
26"	90	125	150
30"	80	105	130
32"	75	100	125
34"	70	95	120
36"	65	85	110
40"	60	80	100
42"	55	75	95

PRODUCT FEATURES



Single-Speed, 15 Amp
Smart Electronics allow bits to spin with ease.



Sturdy All-Metal Carriage
Equipped with a side level and handheld rig adaptor ensures smooth operation.



Wide Base Platform
A bit guide allows straighter drilling.



This rig package provides the rental market with a strong, stable-performing handheld core drill and sturdy rig stand. The single-speed drill features "Smart Electronics" motor protection and safety clutch for safe operation, which means no overheating of electrical parts. Geared at 940 RPMs, there is plenty of power to easily spin a 4" bit by hand and a 6" with the stand. When you need a core drill that can cover the basics but also maximize your return on investment, the HDR600C is a great solution.

TECHNICAL SPECIFICATIONS

PRODUCT #	HDR600C	
UPC	701846**44020**	
Gears	1	
Motor Type	Electric	
Voltage	115 volts	
Cycle*/Current/Phase	60Hz/AC/1	
Amperage*	15 Amps	
RPM (No Load)	940	
Smart Electronics	YES	
Weight Crated – lbs. (kg)	18 (8.1)	
Weight Uncrated – lbs. (kg)	12 (5.4)	
RECOMMENDED BIT SIZES		
Low – in. (mm)	2" to 4" (50 to 102)	
High – in. (mm)	n/a	
ACCESSORIES	**UPC**	**SMART PART #**
Portable Stand CDR163	003104**68577**	**CDR163**
Core Bit Quick Release Attachment	701846**00938**	**408003**

***= DATA PROVIDED BY MOTOR MANUFACTURER**



Recommended Core Bit
Norton Clipper Charger
See page 110

PRODUCT FEATURES



Water Attachment and Accessories
1-1/4-7 Male with 5/8-11 adapter and quick attach water accessories for wet drilling.



Storage Space Saver
Provides room for side handle, manual, and extra tools in a compact and convenient case.



Heavy-Duty Carrying Case
Light-weight, high-impact plastic protects drill during transportation.



The HHD3TOL handheld core drill is perfect for professional or heavy rental user, providing all the power needed for most any drilling job. Having speeds from 770 to 2,580 rpm allows the use of 1" up to 6" diamond core bits. The Cardi "Smart Electronics" adds protection by not overheating electrical parts. With the comfortable rear handle, and three-speed variability, operator comfort is improved, and productivity enhanced.

TECHNICAL SPECIFICATIONS

PRODUCT #	HHD3TOL	
UPC	701846**21725**	
Gears	3	
Motor Type	Electric	
Voltage	115 volts	
Cycle*/Current/Phase	60Hz/AC/1	
Amperage*	15 (18) Amps	
RPM	770/1,860/2,580	
Smart Electronics	YES	
Weight Crated	27 (12.2)	
Weight Uncrated	17 (7.3)	
RECOMMENDED BIT SIZES		
Low – in. (mm) 2" to 4" (50 to 102)	4" to 6" (100 to 150)	
Medium - in. (mm)	2" to 3" (50 to 75)	
High – in. (mm) 1/2" to 2" (12 to 50)	1" to 2" (25 to 50)	
ACCESSORIES	**UPC**	**SMART PART #**
Portable Stand CDR163	003104**68577**	**CDR163**
Core Bit Quick Release Attachment	701846**00938**	**408003**

***= DATA PROVIDED BY MOTOR MANUFACTURER**



Recommended Core Bit
Norton Clipper Paradigm
See page 110

PRODUCT FEATURES



1-1/4" – 7 Spindle with 5/8-11 Threaded Adaptor
Allows additional bit types to be used.



Heavy-Duty Carrying Case
Light-weight, high-impact plastic that protects drill during transportation.



Optional Stand
Provides additional drilling flexibility with its sturdy column and carriage for smooth drilling.



Weighing only 13 pounds, the HHDETOL is a Norton Clipper handheld core drill with a 15 amp motor. The "Smart Electronic" system protects it from system overload. This unit comes with a durable plastic carrying case, safety clutch, 5/8-11 threaded adapter and 1-1/4-7 threaded spindle. Ideal for electricians, plumbers and the professional contractor.

TECHNICAL SPECIFICATIONS

PRODUCT #	HHDETOL	
UPC	701846**00917**	
Gears	2	
Motor Type	Electric	
Voltage	115 volts	
Cycle*/Current/Phase	60Hz/AC/1	
Amperage*	15 Amps	
RPM (No Load)	1,180/2,150	
Smart Electronics	YES	
Weight Crated – lbs. (kg)	19 (8.6)	
Weight Uncrated – lbs. (kg)	13 (5.9)	
RECOMMENDED BIT SIZES		
Low – in. (mm)	2" to 4" (50 to 102)	
High – in. (mm)	1/2" to 2" (12 to 50)	
ACCESSORIES	**UPC**	**SMART PART #**
Portable Stand CDR163	003104**68577**	**CDR163**
Core Bit Quick Release Attachment	701846**00938**	**408003**

***= DATA PROVIDED BY MOTOR MANUFACTURER**



Recommended Core Bit
Norton Clipper Charger
See page 111

PRODUCT FEATURES



Smart Electronics Protection
No over-heating of electrical components.



Water Attachment and Accessories
1-1/4-7 Male with 5/8-11 adapter and quick attach water accessories for wet drilling.



Rugged Carrying Case
Protects unit and accessories from damage.



A light-weight and user-friendly core drill. With its "Smart Electronics" motor protection from Cardi means no overheating of electrical parts. The powerful 15 amp motor drives core bits up to 4" with ease. The HHDET1800 handheld core drill has a single-speed gear box and mechanical safety clutch. Packaged in a rugged carrying case to protect the drill during transport.

TECHNICAL SPECIFICATIONS

PRODUCT #	HHDET1800	
UPC	701846**84243**	
Gears	1	
Motor Type	Electric	
Voltage	115 volts	
Cycle*/Current/Phase	60Hz/AC/1	
Amperage*	15 Amps	
RPM (No Load)	940	
Smart Electronics	YES	
Weight Crated – lbs. (kg)	18 (8.1)	
Weight Uncrated – lbs. (kg)	12 (5.4)	
RECOMMENDED BIT SIZES		
Low – in. (mm)	2" to 4" (50 to 102)	
High – in. (mm)	n/a	
ACCESSORIES	**UPC**	**SMART PART #**
Portable Stand CDR163	003104**68577**	**CDR163**
Core Bit Quick Release Attachment	701846**00938**	**408003**

***= DATA PROVIDED BY MOTOR MANUFACTURER**



Recommended Core Bit
Norton Clipper Classic
See page 111

ACCESSORIES FOR CORE DRILLING

UPC	SMART PART #	DESCRIPTION
701846**69858**	**Y1017**	Nylon Washer



UPC	SMART PART #	DESCRIPTION	SIZE
701846**65995**	**402760**	Extension	6" x 1-1/4" 7 Thread



UPC	SMART PART #	DESCRIPTION	SIZE
701846**48793**	**402758**	Extension	6" x 5/8" 11 Thread



UPC	SMART PART #	DESCRIPTION	SIZE
701846**48791**	**402756**	Extension	12" x 1-1/4" 7 Thread



UPC	SMART PART #	DESCRIPTION	SIZE
701846**48792**	**402757**	Extension	12" x 5/8" 11 Thread



UPC	SMART PART #	DESCRIPTION	SIZE
701846**49430**	**400148**	Coupling	1-1/4" – 7(F) – 5/8" – 11(M)



UPC	SMART PART #	DESCRIPTION	SIZE
701846**49797**	**400147**	Coupling	5/8" – 11(F) – 1 1/4" – 7(M)



NOTE:

- Wet bits from 1" to 1-1/2" diameter have 5/8"-11 threaded adapters
- Wet bits 1-3/4" diameter and larger have 1-1/4"-7 threaded adapters
- Classic, charger, paradigm wet bits have 16" tube length and produce 13" coring depth
- Dry cutting bits come with 5/8"-11 threaded adapters and 11 inch tube length

ACCESSORIES FOR CORE DRILLING (CONTINUED)

UPC	SMART PART #	DESCRIPTION
003104**68577**	**CDR163**	Portable Stand CDR163



UPC	SMART PART #	DESCRIPTION
701846**45802**	**408299**	Vacuum Pump for CD100



UPC	SMART PART #	DESCRIPTION
701846**00938**	**408003**	Core Bit Quick Release Attachment



UPC	SMART PART #	DESCRIPTION
701846**00927**	**408002**	Spacer Block



UPC	SMART PART #	DESCRIPTION
701846**58498**	**402034**	Water Collector Ring



UPC	SMART PART #	DESCRIPTION
701846**00983**	**408012**	Vacuum Base Gasket - DS5/DS6



UPC	SMART PART #	DESCRIPTION
003104**94440**	**310494440**	Dust Collector 3/8" to 3" (10-85mm)
003104**94441**	**310494441**	Dust Collector 3-1/2" to 6"



UPC	SMART PART #	DESCRIPTION
003104**70303**	**310470303**	Water Collector 5" (130mm) Max Bit
003104**70304**	**310470304**	Water Collector 10" (300) Max Bit



NORTON clipper
SAINT-GOBAIN

hard to the core
A NEW PARADIGM FOR DRILLING

You get a little "bit" more perfection with this innovative design of Norton Clipper Paradigm. A tapered top permits the core bit to penetrate quick and efficiently into the toughest aggregates and steel-reinforced concrete while strategic fluting accelerates cut and debris extraction. Remember, not all holes are created equally.





Strong Cores
Each tube is laser-welded to withstand demanding applications.



Tapered Segment
Turbo type design allows faster penetration.



Large Segment Height
Extends product life.

Reinforced Concrete and Harder Building Materials



Reinforced concrete, hard bricks, limestone, terrazzo, and other hard materials.

WET

PARADIGM

A turbo segment permits the core to penetrate quick and efficiently into the toughest cured concrete. With significantly increased performance over existing products in the market today, these provide the best tier solution without the premium price tag.

UPC	PART #	SIZE IN INCHES	SIZE IN MM	MAX RPM	SEGMENT HEIGHT
701846**01410**	PDBIT0200	2"	51mm	2,000	.490"
701846**01411**	PDBIT0250	2-1/2"	64mm	1,300	.490"
701846**01412**	PDBIT0300	3"	76mm	1,300	.490"
701846**01413**	PDBIT0350	3-1/2"	89mm	1,300	.490"
701846**01414**	PDBIT0400	4"	102mm	1,000	.490"
701846**01415**	PDBIT0450	4-1/2"	114mm	800	.490"
701846**01416**	PDBIT0500	5"	127mm	800	.490"
701846**01417**	PDBIT0600	6"	152mm	665	.490"
701846**01418**	PDBIT0700	7"	178mm	600	.490"
701846**01419**	PDBIT0800	8"	203mm	500	.490"
701846**01706**	PDBIT1000	10"	254mm	400	.490"
701846**01707**	PDBIT1200	12"	305mm	330	.490"
701846**01708**	PDBIT1400	14"	356mm	285	.490"



Wet Bits from 1" to 1-1/2" diameter have 5/8"-11 threaded adapters.

CHARGER

Laser welded segments for faster penetration in medium aggregate with reinforcement and maximium utilization of segment life.

UPC	PART #	SIZE IN INCHES	SIZE IN MM	MAX RPM	SEGMENT HEIGHT
701846**82778**	CGBIT0100	1"	25mm	4,000	.375"
701846**82779**	CGBIT0125	1-1/4"	32mm	3,000	.375"
701846**82780**	CGBIT0150	1-1/2"	38mm	3,000	.375"
701846**82781**	CGBIT0175	1-3/4"	44mm	2,000	.375"
701846**82782**	CGBIT0200	2"	51mm	2,000	.475"
701846**82783**	CGBIT0225	2-1/4"	57mm	1,300	.475"
701846**82784**	CGBIT0250	2-1/2"	64mm	1,300	.475"
701846**82785**	CGBIT0300	3"	76mm	1,300	.475"
701846**82786**	CGBIT0350	3-1/2"	89mm	1,000	.475"
701846**82787**	CGBIT0400	4"	102mm	1,000	.475"
701846**82788**	CGBIT0425	4-1/4"	108mm	800	.475"
701846**82789**	CGBIT0450	4-1/2"	114mm	800	.475"
701846**82790**	CGBIT0500	5"	127mm	800	.475"
701846**82791**	CGBIT0600	6"	152mm	665	.475"
701846**82792**	CGBIT0700	7"	178mm	600	.475"
701846**82793**	CGBIT0800	8"	203mm	500	.475"
701846**82794**	CGBIT1000	10"	254mm	400	.475"
701846**82795**	CGBIT1200	12"	305mm	330	.475"
701846**82796**	CGBIT1400	14"	356mm	285	.475"



Wet Bits 1-3/4" diameter and larger have 1-1/4"-7 threaded adapters.

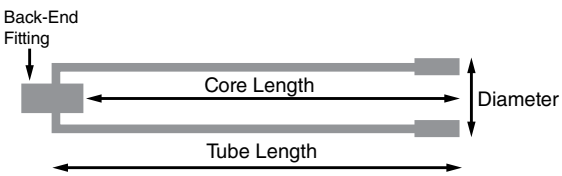

Classic, Charger, and Paradigm Wet Bits have a 16" Tube Length and produce a 13" Core Length

Reinforced Concrete and Harder Building Materials



Reinforced concrete, hard bricks, limestone, terrazzo, and other hard materials.

WET

CLASSIC

Economical choice for use in harder concrete with heavy reinforcement and masonry materials with good performance.

UPC	PART #	SIZE IN INCHES	SIZE IN MM	MAX RPM	SEGMENT HEIGHT
701846**84447**	CHBIT0100	1"	25mm	4,000	.375"
701846**84448**	CHBIT0150	1-1/2"	38mm	3,000	.350"
701846**82762**	CHBIT0200	2"	51mm	2,000	.350"
701846**82763**	CHBIT0225	2-1/4"	57mm	2,000	.350"
701846**82764**	CHBIT0250	2-1/2"	64mm	1,300	.350"
701846**82765**	CHBIT0300	3"	76mm	1,300	.350"
701846**82766**	CHBIT0350	3-1/2"	89mm	1,300	.350"
701846**82767**	CHBIT0400	4"	102mm	1,000	.350"
701846**82768**	CHBIT0425	4-1/4"	108mm	1,000	.350"
701846**82769**	CHBIT0450	4-1/2"	114mm	800	.350"
701846**82770**	CHBIT0500	5"	127mm	800	.350"
701846**82771**	CHBIT0600	6"	152mm	665	.350"
701846**82772**	CHBIT0700	7"	178mm	600	.350"
701846**82773**	CHBIT0800	8"	203mm	500	.350"
701846**82774**	CHBIT1000	10"	254mm	400	.350"
701846**82775**	CHBIT1200	12"	305mm	330	.350"
701846**82776**	CHBIT1400	14"	356mm	285	.350"



Wet Bits from 1" to 1-1/2" diameter have 5/8"-11 threaded adapters.

Wet Bits 1-3/4" diameter and larger have 1-1/4"-7 threaded adapters.

WET - *PRESTRESSED CONCRETE*

CHARGER

Fast drilling segments spaced to prevent segment loss when penetrating tensioned steel cable.

UPC	PART #	SIZE IN INCHES	SIZE IN MM	MAX RPM	SEGMENT HEIGHT
701846**83983**	CGPBIT0100	1"	25mm	4,000	.375"
701846**83984**	CGPBIT0125	1-1/4"	32mm	3,000	.375"
701846**83985**	CGPBIT0150	1-1/2"	38mm	3,000	.375"
701846**83987**	CGPBIT0200	2"	51mm	2,000	.350"
701846**83988**	CGPBIT0225	2-1/4"	57mm	1,300	.350"
701846**83989**	CGPBIT0250	2-1/2"	64mm	1,300	.350"
701846**83990**	CGPBIT0300	3"	76mm	1,300	.350"
701846**83991**	CGPBIT0350	3-1/2"	89mm	1,000	.350"
701846**83992**	CGPBIT0400	4"	102mm	1,000	.350"
701846**83993**	CGPBIT0425	4-1/4"	108mm	800	.350"
701846**83994**	CGPBIT0450	4-1/2"	114mm	800	.350"
701846**83995**	CGPBIT0500	5"	127mm	800	.350"
701846**83996**	CGPBIT0600	6"	152mm	665	.350"
701846**83997**	CGPBIT0700	7"	178mm	600	.350"
701846**83998**	CGPBIT0800	8"	203mm	500	.350"
701846**83999**	CGPBIT1000	10"	254mm	400	.350"
701846**84000**	CGPBIT1200	12"	305mm	330	.350"
701846**84001**	CGPBIT1400	14"	356mm	285	.350"



Wet Bits from 1" to 1-1/2" diameter have 5/8"-11 threaded adapters.

Wet Bits 1-3/4" diameter and larger have 1-1/4"-7 threaded adapters.

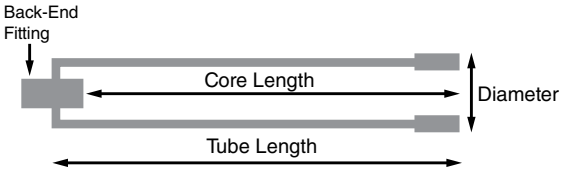

Classic, Charger, and Paradigm Wet Bits have a 16" Tube Length and produce a 13" Core Length

General Purpose and Masonry Building Materials



Blocks, medium-hard building bricks, paving slabs, concrete roof tiles and other medium-hard materials.

DRY

CHARGER

Dry drilling core bits for use on portable drilling equipment. Best suited for applications in soft, non-reinforced cured concrete and concrete block.

UPC	PART #	SIZE IN INCHES	SIZE IN MM	MAX RPM	SEGMENT HEIGHT
701846**83300**	CGDBIT0100	1"	25mm	6,000	.275"
701846**83301**	CGDBIT0125	1-1/4"	32mm	6,000	.275"
701846**83302**	CGDBIT0150	1-1/2"	38mm	6,000	.275"
701846**83303**	CGDBIT0175	1-3/4"	44mm	5,000	.276"
701846**83304**	CGDBIT0200	2"	51mm	5,000	.275"
701846**83305**	CGDBIT0250	2-1/2"	64mm	5,000	.275"
701846**83306**	CGDBIT0300	3"	76mm	5,000	.275"
701846**83307**	CGDBIT0350	3-1/2"	89mm	5,000	.275"
701846**83308**	CGDBIT0400	4"	102mm	5,000	.275"
701846**83309**	CGDBIT0450	4-1/2"	114mm	5,000	.275"
701846**83310**	CGDBIT0500	5"	127mm	3,500	.275"
701846**83311**	CGDBIT0600	6"	152mm	2,500	.275"



Dry Core Bits have 5/8"-11 threaded adapters.

Notes

MERCHANDISING SOLUTIONS

OUR SELF-SELLING GOAL

Over two thirds of final consumer purchase decisions are made at the point-of-sale. The interaction between the product, the distributor and the consumer is key to the success of selling product.

New Norton Clipper branded display kits have been designed with a selection of components to help tailor the display for different products and merchandising requirements. In addition, a range of point-of-sale materials are available to further support sales growth for masonry, rental and construction supply distributors.



NORTON CLIPPER GONDOLA (BACKWALL) MERCHANDISER DISPLAY KIT

The complete kit comes with all components needed to create a full display for all Norton Clipper products. Wall merchandiser as shown is 40" wide x 90" high. This kit can be configured to fit 40" wide x 48" high aisle gondola set.



Backwall Merchandiser Display
Kit #: 0410048416

Kit Contains:



Norton Clipper header (Qty 1)



Shelf (Qty 1)



Pegboards (Qty 4)



Display legs (Qty 4)



Double peg hooks for diamond clamshell packages (Qty 15)



Single peg hooks for abrasive products (Qty 20)



Base (Qty 1)

Additional merchandising elements available and can be ordered separately:



Core Bit Hangers / UPC # 00510120422 – Effectively display your range of core bits with these simple hangers that can fit a wide range of Norton Clipper core bits

STARTING RECOMMENDATIONS FOR BEST WALL SETS

Contractor Supply Starter Abrasives Set

PART #	DESCRIPTION	QTY
Grinding Wheels		
701846**01510**	Norton Clipper Classic 7" x 1/4" x 5/8"-11 Metal / Stainless	10
701846**09143**	Norton Clipper Classic 4-1/2" x 1/4" x 5/8"-11 - Multi-Material	10
701846**01503**	Norton Clipper Classic 4-1/2" x 1/4" x 5/8"-11 - Metal / Stainless	10
Cut-off Wheels		
701846**01465**	Norton Clipper Classic Type 27 4-1/2" x .045" x 7/8"	25
701846**01466**	Norton Clipper Classic Type 27 5" x .045" x 7/8"	25
701846**01467**	Norton Clipper Classic Type 27 6" x .045" x 7/8"	25
701846**01456**	Norton Clipper Classic Type 01 4 5" x .045" x 7/8" Metal / Stainless	25
701846**01457**	Norton Clipper Classic Type 01 6" x .040" x 7/8" Metal / Stainless	25
Circular Saw Wheels		
701846**09146**	Norton Clipper Classic 6.5"x 3/32" x 5/8"	25
701846**09147**	Norton Clipper Classic 7" x 3/32" x 5/8"	25
Chop Saw Wheel		
701846**01477**	Norton Clipper Classic 14" x 3/32" x 1" Metal Side Reinforced	10
High-Speed Wheels – Universal Arbor		
701846**01493**	Norton Clipper Classic 14" x 1/8" x 1" 20mm Metal	10
701846**01491**	Norton Clipper Classic 14" x 1/8" x 1" 20mm Concrete	10
Flap Discs - Fiberglass Backing - Type 27		
701846**09163**	Norton Clipper Classic 4-1/2" x 5/8"-11 - 40 Grit	5
701846**09164**	Norton Clipper Classic 4-1/2" x 5/8"-11 - 60 Grit	5
701846**09165**	Norton Clipper Classic 4-1/2" x 5/8"-11 - 80 Grit	5
701846**09166**	Norton Clipper Classic 7" x 5/8"-11 - 40 Grit	5
701846**09167**	Norton Clipper Classic 7" x 5/8"-11 - 60 Grit	5
701846**09168**	Norton Clipper Classic 7" x 5/8"-11 - 80 Grit	5
Rapid Strip Discs		
701846**01595**	4-1/2" x 7/8" Ex. Course 10/10	10
701846**01594**	4-1/2" x 5/8"-11 Ex. Course 10/10	10
Wheels & Wire Brushes		
701846**09160**	Norton Clipper Classic Coarse Wire Wheel Brush - 1 pack 2" x .012" x Drill 1/4 Brass	6
701846**09152**	Norton Clipper Classic Crimp Wire Cup Brush 3" x .012" x Drill 1/4 Brass Coated	6
701846**09151**	Norton Clipper Classic Crimp Wire Cup Brush 3" x .014" x 5/8"-11 Carbon	4
701846**09149**	Norton Clipper Classic Knot Wire Cup Brush 3" x .02" x 5/8"-11 Carbon	4
701846**09150**	Norton Clipper Classic Knot Wire Cup Brush 3" x .02" x 5/8"-11 Stainless	4
701846**09159**	Norton Clipper Classic Coarse Wire Crimp Brush - 1 pack 2" x .012" x Drill 1/4 Brass	6
701846**09156**	Norton Clipper Classic Coarse Wire Wheel 3" x .012" x Drill 1/4 Brass	6
701846**09155**	Norton Clipper Classic Coarse Wire Wheel 4" x .012" x Drill 1/4 Carbon	6
701846**09161**	Norton Classic Wire Wheel Brush - 1 pack 6" x .012" x Fits 1/2"	6
701846**09153**	Norton Clipper Classic Knotted Wire Wheel Brush 4" x .02" x 5/8"-11 Stainless	5
701846**09154**	Norton Clipper Classic Knotted Wire Wheel Brush 4" x .02" x 5/8"-11 Carbon	5
701846**09157**	Norton Clipper Classic Coarse Wire End Brush 1" x .012" x Drill 1/4 Brass	6
701846**09158**	Norton Clipper Classic Wire Brush - 6 pack 1" x .012" x Drill 1/4 Brass	6



STARTING RECOMMENDATIONS FOR BEST WALL SETS

Contractor Supply Starter Diamond and Abrasive Set

PART #	DESCRIPTION	QTY
Diamond Blades		
076607**02790**	Norton Clipper Classic 4-1/2" x .080" x 7/8"-5/8"-20mm Turbo	2
076607**01194**	Norton Clipper Classic 4-1/2" x .080" x 7/8"-5/8"-20mm Continuous	2
076607**02789**	Norton Clipper Classic 4-1/2" x .080" x 7/8"-5/8"-20mm Segmented	2
701846**84547**	Norton Clipper 4x4 14" x .118" x 1"-20mm Segmented	2
701846**45926**	Norton Clipper 4x4 MaxCut iHD 14" x .125" x 1"-20mm Segmented	2
701846**84181**	Norton Clipper ValuPlus 14" x .110" x 1"-20mm Segmented	2
076607**02786**	Norton Clipper Classic 7" x .080" x DM-7/8"-5/8" Segmented	2
076607**02787**	Norton Clipper Classic 7" x .090" x DM-7/8"-5/8" Turbo	2
701846**81777**	Norton Clipper Classic 4-1/2" x .250" x 7/8"-5/8"-20mm Tuck Pointing	2
Diamond Cup Grinders		
701846**82595**	Norton Clipper Classic 7" x 5/8"-11 Double Row	2
701846**82593**	Norton Clipper Classic 7" x 5/8"-11 Single Row	2
701846**82555**	Norton Clipper Classic 4" x 5/8"-11 Single Row	2
701846**82586**	Norton Clipper Classic 4" x 5/8"-11 Double Row	2
Abrasives		
701846**01493**	Norton Clipper Classic 14" x 1/8" x 1"-20mm UA High-Speed Metal	10
701846**01491**	Norton Clipper Classic 14" x 1/8" x 1"-20mm UA High-Speed Concrete	10
701846**01609**	Norton Clipper Classic 6/4-3/4" x 2" x 5/8-11 Concrete Cup Wheel	5
Core Bits		
701846**82782**	Norton Clipper Charger 2" Bit	1
701846**82785**	Norton Clipper Charger 3" Bit	1
701846**82787**	Norton Clipper Charger 4" Bit	1
701846**82791**	Norton Clipper Charger 6" Bit	1





NORTON CLIPPER FREE-STANDING MERCHANDISER DISPLAY KIT

Free-standing displays for most popular High-Speed Saw/Diamond/Abrasives displays where customers can view in open area of a showroom. High-quality construction. Consistent branding and graphics. This free standing unit as shown is 40" wide at base x 90" high.



Free-standing Merchandiser Display
Kit #: 510116151

Kit Contains:



Norton Clipper header (Qty 1)



Clipper header (Qty 2)



Shelves (Qty 3)



Pegboards (Qty 3)



Double peg hooks for diamond clamshell packages (Qty 15)



Single peg hooks for abrasive products (Qty 20)

Additional merchandising elements available and can be ordered separately:



Core Bit Hanger / UPC # 00510120422 – Effectively display your range of core bits with these simple hangers that can fit a wide range of Norton Clipper core bits



STARTING RECOMMENDATIONS FOR BEST FREE-STANDING SETS

Saw Side

PART #	DESCRIPTION	QTY
High Speed Gas Saw		
701846**47565**	Norton Clipper 14" iLube High-Speed Gas Saw	1
Diamond Blades		
701846**84547**	Norton Clipper 4x4 14" x .118" x 1" 20mm – Segmented	5
Abrasives – Universal Arbor		
701846**01493**	Norton Clipper Classic 14" x 1/8" x 1"-20mm High Speed Metal	10
701846**01491**	Norton Clipper Classic 14" x 1/8" x 1"-20mm High Speed Concrete	10

STARTING RECOMMENDATIONS FOR BEST FREE-STANDING SETS

Diamond Side

PART #	DESCRIPTION	QTY
Diamond Blades		
076607**02790**	Norton Clipper Classic 4-1/2" x .080" x 7/8"-5/8"-20mm Turbo	2
076607**01194**	Norton Clipper Classic 4-1/2" x .080" x 7/8"-5/8"-20mm Continuous	2
076607**02789**	Norton Clipper Classic 4-1/2" x .080" x 7/8"-5/8"-20mm Segmented	2
701846**84547**	Norton Clipper 4x4 14" x .118" x 1"-20mm- Segmented	2
076607**02786**	Norton Clipper Classic 7" x .080" x DM-7/8"-5/8" Segmented	2
076607**02787**	Norton Clipper Classic 7" x .090" x DM-7/8"-5/8" Turbo	2
701846**81777**	Norton Clipper Classic 4-1/2" x .250" x 7/8"-5/8"-20mm Tuck Pointing	2
Diamond Cups		
701846**82595**	Norton Clipper Classic 7" x 5/8"-11 Double Row	2
701846**82593**	Norton Clipper Classic 7" x 5/8"-11 Single Row	2
701846**82555**	Norton Clipper Classic 4" x 5/8"-11 Single Row	2
701846**82586**	Norton Clipper Classic 4" x 5/8"-11 Double Row	2
Core Bits		
701846**82782**	Norton Clipper Charger 2" Bit	1
701846**82785**	Norton Clipper Charger 3" Bit	1
701846**82787**	Norton Clipper Charger 4" Bit	1
701846**82791**	Norton Clipper Charger 6" Bit	1

Abrasive Side

PART #	DESCRIPTION	QTY
Grinding Wheels		
701846**01502**	Norton Clipper Classic 4-1/2" x 1/4" x 5/8"-11 Concrete	10
701846**01503**	Norton Clipper Classic 4-1/2" x 1/4" x 5/8"-11 Metal / Stainless	10
701846**01510**	Norton Clipper Classic 7" x 1/4" x 5/8"-11 Metal / Stainless	10
Cut-off Wheels		
701846**01455**	Norton Clipper Classic Type 01 4-1/2" x .040" x 7/8" Metal / Stainless	25
701846**01465**	Norton Clipper Classic Type 27 4-1/2" x .045" x 7/8" Metal / Stainless	25
701846**01457**	Norton Clipper Classic Type 01 6" x .040" x 7/8" Metal / Stainless	25
701846**01460**	Norton Clipper Charger Type 01 4-1/2" x .045" x 7/8" Metal / Stainless	25
701846**01470**	Norton Clipper Charger Type 27 4-1/2" x .045" x 7/8" Metal / Stainless	25
701846**01462**	Norton Clipper Charger Type 01 6" x .045" x 7/8" Metal / Stainless	25
Circular Saw Wheels		
701846**01484**	Norton Clipper Classic 7" x 3/32" x DM-5/8" Metal	25
Flap Discs		
701846**09163**	Norton Clipper Classic 4 1/2 x 5/8-11 40 Grit	5
701846**09164**	Norton Clipper Classic 4 1/2 x 5/8-11 60 Grit	5
701846**09165**	Norton Clipper Classic 4 1/2 x 5/8-11 80 Grit	5
Chop Saw Wheel		
701846**01477**	Norton Clipper Classic 14" x 3/32" x 1" Metal Side Reinforced	10
Wire Brushes		
701846**01615**	Norton Clipper Classic 4" x .020" x 5/8"-11 Std CS Twist Knot Wheel	5
701846**01617**	Norton Clipper Classic 12" x .035" x 1" CS Joint/Crack Cleaning Brush	2
Miscellaneous Abrasives		
701846**01609**	Norton Clipper Classic 6/4-3/4" x 2" x 5/8-11 Concrete Cup	5





Diamond Aisle Talker
UPC # 70184695555

The diamond blade talkers describe which diamond products work best of each application. Our 5 step specification method makes it simple to recommend the right diamond product for each job. Size 36" high x 12" wide.

Mounting hooks included.



Abrasive Aisle Talker
UPC # 70184695556

Quickly and easily understand and sell the range of coated and bonded abrasive products in a way that keeps things aligned and easily accessible by the consumer. Size 36" high x 12" wide.

Mounting hooks included.





Diamond Blade Selection Guide
11" x 17" / Form # 8678
25" x 38" / Form # 8679

A quick reference guide to help easily identify the proper blade to select for your application. Available in a double sided 11x17 sheet, or a full size wall poster.



Norton Clipper Banner
Form # 8650

Bring more brand awareness to your showroom by displaying our 60" x 24" vinyl banner highlighting our diamond blades, abrasives and construction equipment.



Norton Clipper Counter Mat
Form # 8649

Advertise premium Norton Clipper products and reputable history at checkout with this 21" x 16" counter mat. This showcases all of the reasons why Norton Clipper is your most reliable source for all your cutting and grinding construction jobsite solutions.



Norton Clipper Floor Decal
Form # 8648

Take a step in the right direction and give your showroom a more professional look by installing our custom vinyl floor decal. A nice visual to help promote the Norton Clipper brand.

Ask your Norton Clipper representative, or Customer Service Rep, how to order.

Simplified Packaging



taking less talk
TO CUT MORE ROCK!





In addition to our self-selling packaging, we have a new look for our premium iHD diamond blades. Using a brand new technology industrialized for the first time by Norton Clipper, the blade information is printed directly on the entire surface of the diamond blade.
This creates an IMPROVED VISUAL IMPACT FOR YOUR SHOWROOM!



We have a very large showroom with many vendors, the Norton Clipper point-of-purchase display is the center of attention. It's bright, well organized and features all our fastest moving items. We call it our silent sales person – as customers browse the store they are attracted to the large display and pick the right products to do the job and are out quick and back on the job site. Our silent sales person is so effective that our biggest challenge is keeping the display full as the Norton Clipper products fly off the hooks. Our sales from the point-of-purchase display are incredibly strong; this maximizes our turns and earns. If we didn't have such a great point-of-purchase display our sales of Norton Clipper products wouldn't be as great as they are today."

– Unicon Concrete Specialties, Edmonton, Alberta Canada

DON'T LEARN **SAFETY GUIDES** BY ACCIDENT!

SAFETY IS EVERYONE'S JOB

Make the safety of yourself and your team a priority on every job site and learn the proper use and function of all your Norton Clipper products and equipment.



Breakages/Personal Injury

In the event of on-machine breakage of Norton Clipper abrasive products, call your local Norton Clipper Distributor immediately. Whether involving personal injury or not, the user should leave the equipment and other evidence undisturbed until a Norton Clipper Sales Representative has been notified and conducts an investigation. Prompt action on the part of product user, Distributor and Norton Clipper sales personnel is important to ensure swift determination of the breakage cause and to guard against recurrence.

Safe Operating Practices

Safe operating practices must be part of every grinding wheel user's operation. The greatest efficiency and lowest overall abrasive/diamond cost can be realized only if proven care and use techniques become standard practice.

- Be sure to read any safety material/ guidelines provided with the abrasive product.
- Always check the wheel for cracks or damage before use.
- Before mounting the wheel, use a tachometer to measure the spindle speed.
- Ensure the mounting flanges, backplate or adapter supplied by the machine manufacturer are used and kept in good condition. ANSI Safety Requirement B7.1 provides wheel mounting requirements. Check mounting flanges for equal and correct diameter and use blotters when supplied.
- Always mount, true and dress the wheel in conformance with the guidelines published in the ANSI Safety Requirements B7.1.
- Ensure the correct wheel guard is in place before starting the wheel. Allow the wheel to come up to full operating speed before starting to grind for a minimum of one minute, and stand out of the plane of rotation.
- NEVER use a high-speed air sander as a portable grinder.
- NEVER use a high-speed air sander as a portable grinder.
- NEVER exceed the maximum operating speed marked on the wheel being used. The following formula may be used to calculate wheel speed: SFPM = Spindle Speed in RPM x Wheel Dia. in inches x .262
- Avoid dropping or bumping the wheel.
- When not using the wheel, store the wheel in its original packing materials. This protects the wheel from chips and cracking, as well as provides easy identification of the wheel.

For more information on product safety, ask your Norton Distributor for these publications:

- "Primer on Grinding Wheel Safety" (form 474)
- Portable Grinding Safety (form 1406)
- ANSI B7.1 "Safety Requirements for the Use, Care and Protection of Abrasive Wheels"
- Material Safety Data Sheets
- Other applicable regulations

UAMA Approved Safety Icons

The UAMA has approved a new set of standardized icons to be used throughout the Abrasive industry to convey safety information to the users. Below are the approved icon types and their definitions.

ICON TYPES	EXAMPLE
Safety Icon: A pictorial whose purpose is to relay safety related information to the user.	
Hazard Alert Icon: This type of safety icon conveys information primarily related to the nature of a hazard. It contains a graphical depiction of the hazard drawn within a yellow equilateral triangle.	
Prohibition Icon: This type of safety icon conveys actions that should not be taken. It consists of a red circular band with a 45° diagonal red band from upper left to lower right. The icon contains a black depiction of what should not be done within the red band on a white background.	
Mandatory Action Icon: This type of safety icon conveys actions that should be taken to avoid hazards. It consists of a white image within a solid blue or black circular surround shape.	
Proper Machine Use Icon: This type of icon is designed to show the use of the wheel on a proper machine. The icon can be a bit more realistic to show components such as a safety guard and an auxiliary handle. The recommended angle of use may also be depicted.	

ICON	MEANING	ICON	MEANING
	Improper use may break wheel and cause serious injury or death.		Always use wheel guard for angle grinder.
	No side grinding. Cutting only.		Always use wheel guard for non-portable machine.
	No side grinding. Cutting only		Protect your eyes.
	No cutting. Side grinding only.		Protect your face.
	No cutting. Side grinding only, grouped icon.		Protect your lungs against dust.
	Do not use a damaged wheel.		Protect your hearing.
	Do not use on High-Speed Gas Saws.		Protect your eyes and face.
	Do not use on Angle Grinders.		Protect your eyes and hearing. Combined icon.
	Do not use on die grinders		Protect your eyes, ears and lungs.
	Warning alert symbol.		Protect your hands.
	Read OSHA and ANSI B7.1. Visit the industry safety page: www.safety.UAMA.org	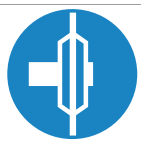	Use matched diameter, relieved flanges.

Silica and What You Need to Know

Background and Health impacts

Silica (SiO2) is one of the most common minerals in the earth's crust. Glass, beach sand, silicone and granite are all "silica" materials. Products containing silica have been used for thousands of years in building and is a key ingredient in many products we use every day. There are two forms of silica; crystalline and non-crystalline. Crystalline silica is a mineral that occurs in several forms. Quartz, the most common form, is a component of sand, stone, rock concrete, brick, block and mortar. Non-crystalline silica is found in glass, silicon carbide and silicone.

When rocks containing crystalline silica are cut, crushed, ground, drill or used in similar industrial processes, dust particles are produced. These particles are very fine, at least 100 times smaller than ordinary beach sand – known as respirable crystalline silica or RCS. Inhaling very small or respirable crystalline silica particles is most hazardous and may cause multiple diseases such as silicosis, followed in severe cases by lung cancer.

Who is at risk from exposure to crystalline silica?

It is estimated that 2.3 million workers are exposed to crystalline silica on the job. The majority of the workers, about 2 million, are in the construction industry. The hazard exists when specific activities create respirable dust that is released into the air.

The New OSHA Standard

OSHA's recently implemented silica standards for Construction "29 CFR 1926.1153" and General Industry "29 CFR 1910.1053" suggests procedures applicable for work in these environments. This new standard affects all activities that generate silica dust on a jobsite. Trades involving brick, stone, concrete and other materials that are difficult to replace must comply with the standard.
This is a change around "process", not specific products.

Impacts on Industry

Industries affected by this regulation include Construction, Glass manufacturing, Pottery products, Structural clay products, Concrete products, Foundries, Cut stone and Stone products, Railroads, Refractory products and Asphalt products manufacturing to name a few. Always read the Safety Data Sheet for the workpiece and abrasive before use.

The Occupational Safety and Health Administration (OSHA) has a number of available resources to help companies understand the general information and requirements to explain the new regulations including:

OSHA's Crystalline Silica Rule: Construction
https://www.osha.gov/Publications/OSHA3681.pdf

OSHA Fact Sheet
https://www.osha.gov/publications/OSHA3682.pdf

Small Entity Compliance Guide for Respirable Crystalline Silica Standard for Construction
https://www.osha.gov/publications/OSHA3902.pdf

Small Entity Compliance Guide for Respirable Crystalline Silica Standard for General Industry and Maritime
https://www.osha.gov/publications/OSHA3911.pdf

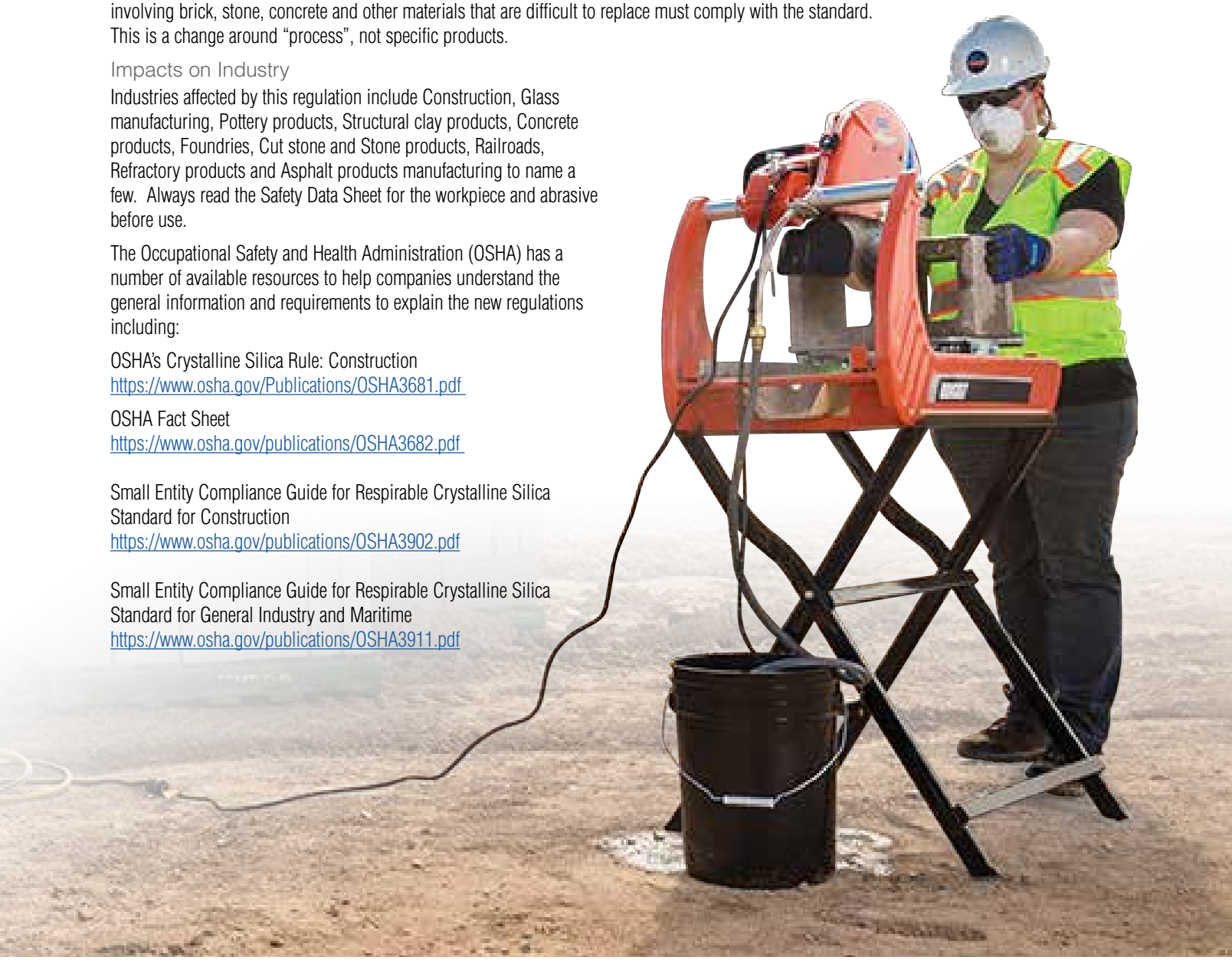

How Diamond Blades Work

Since they do wear down in use, diamond blades are actually "grinding wheels" with diamond particles as the abrasive agent. Individual diamond particles remove material by "scratching out" particles of hard, dense substances, or by "knocking out" larger particles of loosely bonded, abrasive material during the cutting operation.

Although diamonds are the hardest substance in the world, these diamond particles do wear out or break down after cutting for a period of time. New, untouched diamonds are, however, exposed by the wearing down of the metal "bond."

Large particles of soft, abrasive materials wear down this metal bond faster than the small particles removed from hard, dense materials. Because of this, a diamond blade for cutting a soft, abrasive material must have a hard metal bond to resist this erosion long enough for the exposed diamonds to be properly utilized. Conversely, a soft bond is needed to ensure that it will erode and expose new diamonds, allowing the blade to continue cutting efficiently.

Years of experience and development have given us a vast number of bonds of different hardness levels for different levels of "Controlled Bond Erosion" for all masonry and concrete materials.

How to Mount Diamond or Abrasive Blades

1. Using the blade shaft wrench supplied with the saw, loosen and remove the blade shaft bolt and remove collar. Be sure blade shaft collars and arbor are free of dirt and all foreign materials before mounting blade on the shaft. TIGHTENING AN ABRASIVE BLADE AGAINST AN UNEVEN SURFACE COULD FRACTURE THE BLADE or cause blade to run out of alignment, causing excessive blade wear, and/or unsafe sawing conditions.
2. Place the blade on the arbor. Attach loose collar and tighten the blade shaft bolt securely. When tightening bolt against outside blade shaft collar, be sure to tighten enough to hold the blade firmly without slipping, but do not over tighten. EXCESSIVE TIGHTENING CAN CAUSE AN ABRASIVE BLADE TO FRACTURE.

How to Use Your Masonry Saw for Dry Cutting

1. Use a proper blade which is clearly marked for dry cutting.
2. Remove water curtain.
3. Disconnect the electric water pump.
4. Use "Step Cutting" as explained previously when using wet or dry cutting diamond blades or abrasive blades.
5. Dry cut only in large open areas with adequate ventilation.

How to Use Your Masonry Saw for Wet Cutting

Water may be supplied either by filling the water pan to within 1/2" of top, or for a continuous flow of clean water use a barrel. When using water from barrel, remove water pump from pan and submerge it in water barrel. Remove the drain plug so the used water and sludge will drain from pan.

1. Prepare water supply.
2. Install water curtain on cutting head pivot bar.
3. Be sure the water pump is plugged into the connection on the masonry saw motor. (It will start when the main switch is turned on.)
4. Handle on petcock should be turned in line with the water flow. Start motor and be certain that both sides of the blade are getting an adequate flow of water.
5. At all times make sure that the water level covers the screen on the bottom of the pump. Do not let sludge and dirt get deep enough in the pan to block the pump inlet.
6. Use "Step Cutting" with abrasive blades as previously described.
7. Use "Jam Cutting" or "Step Cutting" with diamond blades as previously described.

How to Use "Jam Cutting" (Fixed Cutting) and "Step Cutting" With Diamond Blades

In "Jam Cutting," the cutting head is locked in a fixed position and the material is pushed into the blade as shown in Figure 1. "Jam Cutting" with the cutting head locked in position usually provides greater efficiency than merely holding the head down.

"Jam Cutting" works well with wet diamond blades cutting some soft materials. It is less efficient overall than the "Step Cutting" method for most material, especially when using dry diamond or abrasive blades.

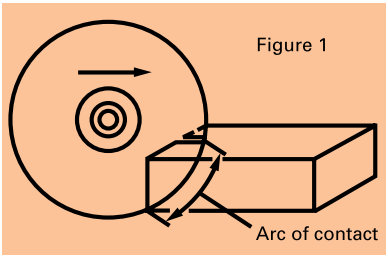

1. To lock the head into position, tighten lever nut at back of saw or lower the cutting head to desired cutting depth, depending on the model saw you are using.

   "Step Cutting" with diamond blades is done by applying more pressure to blade and making a deeper cut. Unlike "Step Cutting" with abrasive blades, "Step Cutting" with diamond blades requires only a few passes through the material.
2. In cutting, clamp the material securely or hold it firmly against the conveyor cart backstop. IF THE MATERIAL IS ALLOWED TO SLIP, RESULTING SEIZURE OF THE BLADE MAY BEND THE DIAMOND BLADE CENTER OR CAUSE A RIM SECTION TO BE TWISTED OFF.
3. Do not force the material or bump into the blade. WHEN NEARING COMPLETION OF THE CUT, RETARD AND SLIGHTLY HOLD BACK THE CONVEYOR CART. If this is not done, the material may be pulled into the blade so fast that excessive pressure on the rim may cause warping or twisting of the rim section.
4. When a new diamond blade is broken in, make the first few cuts slowly until the blade cuts freely and easily.
5. When the blade is cutting freely and easily, USE IT! As long as it cuts satisfactorily, do not dress the diamond blade or remove it from the blade shaft.
6. After continuous cutting of extremely hard and dense materials, the blade may slow down and it may be necessary to "dress" the cutting edge. To do this, make a few rapid, shallow cuts using the "Step Cutting" method. If this is not sufficient, then make one or two cuts in a soft abrasive light weight block.

Concrete and Asphalt Sawing Methods

In concrete and asphalt cutting operations, the usual equipment used are 8 to 65HP flat saws.

Asphalt cutting and the cutting of asphalt overlaid concrete should not be considered the same type operation from a blade recommendation standpoint. In the case of asphalt overlay, the application involves cutting both asphalt and cured concrete which gives a different abrasive level than the cutting of asphalt alone.

Generally, the cutting of asphalt overlaid concrete is done at full depth with blades less than 18" in diameter as long as the asphalt is more than 1/3 the total depth of cut. Standard recommended specifications for asphalt overlaid concrete should be employed until the depth of the asphalt reaches 50% of the total cut. At this point, harder blades should be used which would increase the blade life.

The larger diameter blades, 18" and above, are used in a step cutting method at cutting depths of 2" and 3" in short travel distances of 15' to 20'. This allows the blade to remain in a free cutting condition and does not slow down the cutting operation. Asphalt cutting is primarily performed at full depth. However, if the aggregate used in asphalt is larger than .750 in diameter and/or is quartz or chert aggregate, the cutting operation may have to be modified to a step cutting operation.

Green Concrete Sawing Methods

Green concrete is cut to control cracking in large concrete pours. Usually saws from 5 HP to 65 HP are used for this purpose, depending on the size of the job. The initial sawing of the concrete is done within a 24 hour period at a depth of 1/3 to 1/4 of the total concrete thickness. Generally 6" to 14" blades are used with .110" through .150" widths.

After the initial cut has been made, the joint may require additional widening for the backing rod and/or sealant. This requires a blade diameter of 12" or 14" in widths up to .500".

Concrete Deep Sawing Methods

Generally, deep sawing of cured concrete is done using high horsepower concrete saws and blades above 20" in diameter. 65 HP concrete saws are used in conjunction with 24", 30", and 36" diameter blades to obtain the desired depth of 8" to 14" (this is usually the standard thickness of concrete highways in North America). The blades are usually used at approximately 12,000 surface feet per minute (outside rim speed of the blade).

The use of these blades is usually dictated by the hardness of the aggregates contained in the concrete. A cutting rate of 4' to 6' per minute is the speed of cut most operators prefer. This cut rate is usually directly related to the depth of cut. In areas with hard aggregate, it is common to make multiple passes of 2" to 3" deep until desired full depth of cut is reached. Softer aggregates can be cut using deeper passes without sacrificing cutting speed.

Core Drilling Methods

The performance of any diamond core bit depends heavily on the use of proper drilling techniques. Although drilling conditions and materials may vary, following specific guidelines ensures faster drilling speed and longer bit life.

1. Secure the core drill to the work surface so that there is no movement in the drill that would allow the bit to bind in the hole.
2. Use a sufficient supply of water to ensure that hole is constantly being flushed of abrasive cuttings.
3. Slowly lower the bit into the cut so that there is no skidding or lateral movement of the drill bit. The entire circumference of the core bit should penetrate the drilling surface before additional pressure is applied to the handle.
4. Exert steady downward pressure on the bit while drilling. Do not force the bit into the material.
5. Do not stop the flow of water or the rotation of the bit as long as the bit is in the hole.
6. If the drilling rate decreases noticeably, check the core bit. The slower penetration rate generally means that the bit is dull and needs to be reconditioned.

Concrete Saw Safety Precautions

IMPORTANT: FOR COMPLETE SAFETY INFORMATION, REFER TO ANSI SAFETY CODE B7.1 AVAILABLE THROUGH THE AMERICAN NATIONAL STANDARDS INSTITUTE.

IMPORTANT: CONSULT THE MANUFACTURER OF THE HIGH-SPEED Handheld SAW FOR APPROPRIATE SAFETY INFORMATION, AS WELL AS ANSI B7.5.

THE FOLLOWING SAFETY PRECAUTIONS MUST BE OBSERVED.

1. Before mounting any blade on the saw, the blade should be inspected= for any damage that might have occurred during shipment, handling or previous use.
2. The blade shaft collars must be of proper diameter for the size blade being used. The drive pin must be located in the tight collar or the loose pin, and arbor should be cleaned and examined for damage before mounting the blade.
3. The blade must be properly fitted over arbor and drive pin. Drive pin must project through hole in blade and into collar. Do not force the blade onto arbor.
4. Disconnect spark plugs and use the blade shaft lock pin when tightening the blade shaft nut. Tighten the blade shaft nut securely against the outside blade shaft collar. The blade shaft has left hand threads on the right side of the saw and right hand threads on the left side of the saw.
5. The blade guard must always be in place when the saw is running. Always use a proper size blade guard for the size blade being used.
6. The operator should wear safety glasses and appropriate safety equipment at all times.
7. Never leave saw unattended while engine is running.
8. Always secure saw from rolling when not in use.
9. Do not stop the engine on a self-propelled saw while on a grade.
10. When stopping any saw on a grade, the wheels must be chocked.
11. When starting the saw, the operator should stand away from and to the side of the blade.
12. If for any reason the blade stalls in the cut, raise the blade out of the cut and check the outside blade shaft collar and nut for tightness before restarting the engine. Inspect the blade for damage. Use care when resuming a cut. Make certain that the blade is in alignment with the previous cut.
13. During cutting, do not exert excessive side pressure on the handles as a method of steering. Do not force the blade into material by lowering the blade too quickly or by increasing the speed of the saw.
14. Adequate coolant must be used when sawing with wet cutting abrasive or diamond blades. Gravity feed does not supply a sufficient water flow. The water pumps on concrete saws are “booster” pumps only and are not adequate as primary pressure source. An adequate coolant supply is required for wet cutting blades to maintain blade life and cutting efficiency.
15. The blade shaft must be operated within the specified maximum operating speed.
16. Operate engine at proper RPM. Never alter RPM or governor setting.
17. In case of an EMERGENCY “SHUT OFF ENGINE.”

Core Drill Safety Precautions

1. In most cases, core drilling requires the use of water. Properly ground the core drill, as the use of any electrical tools in wet areas can be hazardous.
2. The three-pronged plug on the power cord of the motor or the extension cord must be plugged into a grounded electrical outlet of the appropriate voltage.
3. The core drill must be securely fastened to the intended work surface (wall, deck, etc.), using anchor bolts, vacuum pad or jack screw.
4. Use extreme caution when drilling through floors. Check for electrical conduit.
5. Provide protection for all personnel and materials below the areas being drilled.

Masonry Saw Safety Precautions

The following is a list of safety practices which must be observed when sawing with masonry saws:

1. Keep the area around the saw free from debris which could cause falls.
2. Prohibit the use of the saw by unauthorized or untrained personnel.
3. Keep the conveyor cart free of grit and debris which could allow the material to slip or twist during cutting operations.
4. Hold the material firmly against the backstop of the conveyor cart or guide-a-cut, keeping fingers out of the path of the blade.
5. Position the saw on a firm, flat area and be sure that the saw will not move in use.
6. Replace blade collars if they become worn to less than 4" diameter for 18" and 20" blades, or less than 3 1/2" diameter on 14" blades.

Diamond Blade Safety – Do's & Don'ts

All manufacturers of diamond blades are very concerned that their products are used in a safe manner. **The following is a list of Do's and Don'ts for concrete and masonry sawing.** This is provided with the intention of eliminating hazardous conditions or practices. Please take time to read and understand its principles.

Wet Cutting Do's & Don'ts

1. **Do** follow manufacturer's recommended blade specifications for material to be cut.

   Don't use a diamond saw blade without checking manufacturer's recommendations for the material to be cut. Improper selection can cause excessive blade wear and possible damage to the diamond saw blade and/or machine, and create an unsafe operating condition.
2. **Do** inspect the diamond blade for damage that may have occurred during shipment or damage due to previous use.

   Don't use a new diamond saw blade or remount a used blade which has a core that is not flat or is cracked, which shows segment damage or loss, or which has a damaged arbor hole.
3. **Do** check mounting flanges for equal diameter, excess wear and flatness. Mounting flanges must have adequate relief around arbor hole.

   Don't use mounting flanges on which the bearing surfaces are not clean and flat.
4. **Do** be sure that the diamond saw blade is mounted on a correct diameter blade shaft between proper blade flanges and is securely hand-tightened with a wrench.

   Don't force blade onto machine blade shaft or mount blade on undersized blade shaft. Either condition can result in unsafe operating conditions and excessive blade wear.
5. **Do** check the saw for proper operating conditions:

   A. All fluids are at proper levels.

   B. Blade shaft bearings should be free of end and radial play.

   C. V-belts should be properly tensioned and pulleys checked for excessive wear.

   D. Lead off adjustment is set correctly, to allow the blade to travel straight.

   E. Do operate with blade guard in place and properly secured.

   Don't mount blade on machine that does not meet the minimum requirements set forth in the manufacturer's machine operating manual.
6. **Do** be sure there is a continuous water flow to each side of the blade. Gravity feed does not supply a sufficient water flow. The water pumps on concrete saws are "booster" pumps only and are not adequate as a primary pressure source. An adequate coolant supply is required for wet cutting blades to maintain blade life and cutting efficiency.
7. **DO** FOLLOW THE MANUFACTURER'S RECOMMENDED PULLEY SIZES AND OPERATING SPEEDS. FOR SPECIFIC BLADE DIAMETERS, REFER TO MANUFACTURER'S OPERATING MANUAL.
8. **Do** operate the saw with proper safety attire, i.e., safety glasses, safety helmet, safety shoes and hearing protection.
9. **Do** examine blade periodically for cracks in the steel center or segments, or excessive wear under the segments.

Dry Cutting Do's & Don'ts

1. **Do** follow manufacturer's recommendation regarding specification for material to be cut and suitability for dry cutting applications.

   Don't cut dry except with a blade specifically designated for dry cutting by the manufacturer.
2. **Do** inspect the diamond saw blade for damage that may have occurred during shipment or damage due to previous use.

   Don't force blade onto machine blade shaft, alter the size of the mounting hole, or tighten mounting nut excessively. The use of bushings to reduce the arbor hole size is not recommended for diamond blades used on high-speed saws.
3. **Do** inspect the diamond blade periodically during use for core flatness, fatigue cracks, segment damage, undercutting and damage to the arbor hole.

   Don't exceed the maximum operating speed established for the diamond blade.
4. **Do** check the mounting flanges to be sure that they are of equal or correct diameter, that they do not show excessive wear, and that they are flat.

   Don't operate a saw without proper safety guards in place. NEVER OPERATE ANY SAW, WET OR DRY, WITHOUT A BLADE GUARD!
5. **Do** be sure that the diamond blade is mounted on a correct diameter blade shaft between proper blade flanges and is securely hand tightened with the wrench provided or an adjustable wrench no longer than 8".

   Don't stand in direct line with dry diamond or abrasive blades during start-up or operation.
6. **Do** check for proper saw machine conditions. Spindle bearings should be free of end and radial play. Consult the operating manual from the saw manufacturer for proper machine maintenance conditions.

   Don't cut or grind with the sides of a diamond blade.
7. **Do** follow the manufacturer's recommendation for operating speeds for specific blade diameters.

   Don't force the blade into the material; allow the blade to cut at its own speed. Forcing the blade may cause overheating or blade damage.
8. **Do** maintain a firm grip on handheld saws during cutting operation.

   Don't make long continuous cuts with a dry diamond blade. Allow the blade to cool by turning in air every few minutes. The harder the material being cut, the more often the blade should be allowed to cool.
9. **Do** wear proper safety equipment at all times. Always wear safety glasses, safety footwear, snug fitting clothing, hearing and head protection, and respiratory equipment where required.

   Don't use the blade to cut material other than that recommended by the manufacturer for that specific blade type.
10. **Don't** use the blade on a type of saw other than that specified by the manufacturer.
11. **Don't** allow the blade to deflect in the cut.
12. **Don't** attempt to cut curves or radii.

Cutting Depths / Operating Speeds



HIGH-SPEED HAND SAW BLADES

Maximum Blade Cutting Depths and Recommended Operating Speeds

BLADE DIAMETER	CUTTING DEPTH	MAX. SPEED (RPM)
12"	4"	6,300
14"	5"	5,460
16"	6"	4,500



CONCRETE SAW BLADES

Maximum Blade Cutting Depths and Recommended Operating Speeds

BLADE DIAMETER	CUTTING DEPTH	IDEAL SPEED (RPM)	MAX. SPEED (RPM)
7"	1-1/2"	5,184	8,730
8"	2"	4,536	7,640
12"	3-5/8"	3,024	5,095
14"	4-5/8"	2,592	4,365
16"	5-5/8"	2,268	3,820
18"	6-5/8"	2,016	3,395
20"	7-5/8"	1,814	3,055
24"	9-5/8"	1,512	2,550
26"	10-5/8"	1,396	2,350
30"	11-3/4"	1,120	2,040
36"	14-3/4"	1,008	1,700
42"	17-1/2"	864	1,455
48"	19-3/4"	756	1,275



ABRASIVE BLADES AND WHEELS

Maximum Recommended Operating Speeds

BLADE DIAMETER	TYPE 1 CUT-OFF WHEELS	HIGH-SPEED BLADES	TYPE 27 AND 28 WHEELS	TYPE 11 CUP WHEELS
4"	19,000		15,000	9,050
4-1/2"	13,300		13,300	
5"	12,000		12,000	7,255
6"	10,000		10,000	6,050
7"	8,600		8,600	
8"	7,500			
9"	6,800	6,800	6,800	
10"	6,110			
12'	5,095	6,300		
14"	4,365	5,400		
16"	3,820	4,500		
18"	3,395			

NOTE: *Diamond blade cutting depths listed are approximate. Actual cutting depth will vary with the exact blade diameter or saw type, or the exact diameter of the blade flanges. Cutting depth will also be reduced if saw components extend below the blade flanges.*



MASONRY BLADES

Maximum Blade Cutting Depths and Recommended Operating Speeds

BLADE DIAMETER	CUTTING DEPTH	IDEAL SPEED (RPM)	MAX. SPEED (RPM)
14"	5"	2,592	4,365
18"	7"	2,016	3,395
20"	8"	1,814	3,055
24"	10"	1,512	2,550



TILE SAW BLADES

Maximum Blade Cutting Depths and Recommended Operating Speeds

BLADE DIAMETER	CUTTING DEPTH	IDEAL SPEED (RPM)	MAXI. SPEED (RPM)
4"	3/4"	9,072	15,000
4-1/2"	1"	8,063	13,300
5"	1-1/4"	7,257	12,000
6"	1-3/4"	6,048	10,185
7"	2-1/4"	5,184	8,730
8"	2-3/4"	4,536	7,640
9"	3-1/4"	4,032	6,790
10"	3-3/4"	3,629	6,115



CORE BITS

Minimum and Maximum Recommended Operating Speeds

BIT DIAMETER	MIN. (RPM)	IDEAL SPEED (RPM)	MAX. (RPM)
1"	2,400	3,200	4,000
2"	1,200	1,600	2,000
3"	800	1,050	1,300
4"	600	800	1,000
5"	475	640	800
6"	400	530	665
7"	340	450	600
8"	300	400	500
10"	240	320	400
12"	200	265	330
14"	170	225	285
16"	150	200	250
18"	130	175	220
20"	120	160	200
24"	100	130	165
26"	90	125	150
30"	80	105	130
32"	75	100	125
34"	70	95	120
36"	65	85	110
40"	60	80	100
42"	55	75	95

Extension Cord Recommendations



Extension Cord Size Recommendations

3 Phase Motor

TOOL HP	AMPS	VOLTAGE	>50'	50' – 100'	100' – 150'	150' – 200'
5	12	230v	#14	#12	#10	#8
5	6	460v	#14	#14	#12	#10
10	24	230v	#10	#8	#6	#4
10	12	460v	#14	#12	#10	#8
20	52	230v	#6	#6	#4	#2
20	26	460v	#10	#8	#6	#4
25	58	230v	#6	#6	#4	#2
25	29	460v	#10	#8	#6	#4
30	37	460v	#8	#6	#4	#2
40	48	460v	#8	#6	#4	#2
50	62	460v	#4	#4	#2	#0



Extension Cord Size Recommendations

1 Phase Motor

TOOL HP	AMPS	VOLTAGE	>50'	50' – 100'	100' – 150'	150' -200'
1/3 – 1/4	7	125v	#18	#18	#16	#14
1/2	10	125v	#18	#16	#14	#12
3/4	13	125v	#16	#14	#12	#10
1	15	125v	#14	#12	#10	#8
1-1/2	20	125v	#12	#10	#8	#6
1-1/2	13	115v	#12	#10	#8	#6
1-1/2	6	230v	#14	#14	#12	#10
2	30	125v	#8	#6	#4	#2
2-1/2	21	115v	#10	#8	#6	#4
2-1/2	11	230v	#14	#12	#10	#8
5	23	230v	#10	#8	#6	#4
7-1/2	33	230v	#8	#8	#6	#4

NORTON SAINT-GOBAIN clipper®

technical expertise
WITH BREAKTHROUGH TECHNOLOGIES



Infiltrated High-Density (iHD) technology achieves high uniform density across each whole segment without applying high pressure like the standard segment process. It processes a robust segments that wear evenly, remain intact, and perform faster at higher cutting speeds.



The Norton Clipper CP500 High-Speed Cut-Off Saw. The patented **iLube**® option automatically controls mixing of oil and fuel for maximum efficiency. An electronic sensor will indicate a low oil level and adjust the engine to idle to prevent engine damage.



Norton Universal Arbor design allows a blade to be adaptable to two different arbor mounts. A knock-out bushing design creates flexibility to use one blade on two machines.



The steel core design of **Norton Clipper Silencio** provides an unprecedented noise-dampening effect on the job site of up to 15dB for 30 times less noise. The revolutionary design drastically reduces the high-pitched whistling effect on masonry and floor saws which is ideal for areas with local regulations sensitive to noise.



In the early 80's, Norton revolutionized the diamond blade market by developing the process of **laser welding** diamond segments to the steel center. This allowed, for the first time, laser-welded diamond products to cut dry on a very wide range of masonry and construction materials while returning exceptional speed of cut and long life when compared with conventional abrasive blades.



The unique laser-welded gullets, split segment design of the **Norton Clipper DUO,** and ellipsoidal shaped gullets of the **Norton Clipper 4X4, 4X4 MaxCut** and **3X3** substantially increase product safety, provide smooth cuts, and help remove debris from the cutting area. Both patented gullets increase cutting speed and life of the blade.



Norton Clipper C1318P Small Push Saw has been redesigned with the operator in mind while maintaining robustness and functionality synonymous with the Clipper name. **Anti-Vibe Handlebars** reduce hand/arm vibration up to 40%.

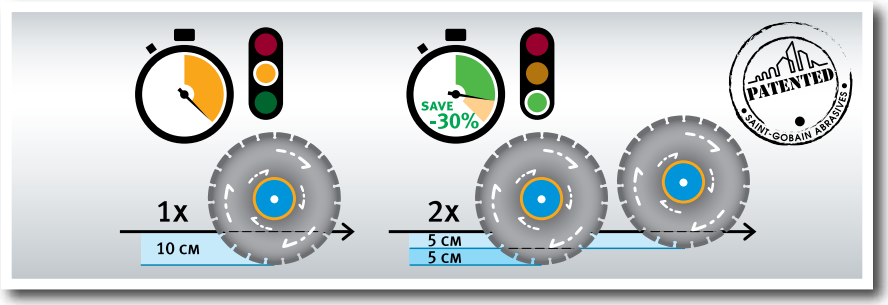

Norton depth cut indicators easily controls the operator's depth of cut for elimination of over-cutting, resulting in improved job performance. The steel center is permanently marked with patented slots that combine the direction of rotation and depth indicators. As the blade revolves, the depth of cut can be seen through the stroboscopic effect.



Visit Us Online 24/7

Our website continues to evolve in order to provide fuller content with enhanced product information and application solutions. This catalog is a great starting resource for Norton Clipper product selection, but the website is the ideal resource for a more comprehensive product outline which is continually updated with all our most current information, and offers more electronic queries for deeper detail, at a click of a button: www.nortonabrasives.com

Building & Construction page:
www.nortonsga.us/NortonClipper

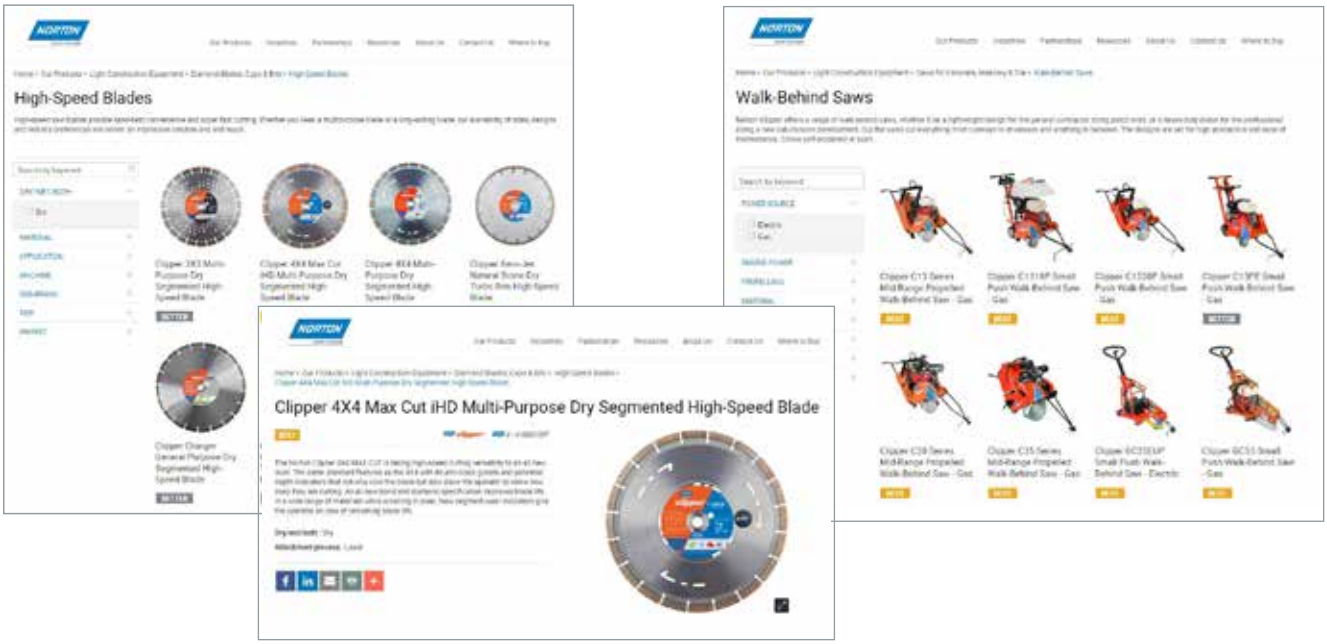

Trademarks

All trademarks used in this catalog are the property of Saint-Gobain, unless otherwise indicated.

3X3™
4X4™
4X4™ MaxCut™
Aero-Jet™
Blockbuster®
Charger™
Classic™
Clipper®
Dialast™
DUO®
DUO® EVO™
GMAX™
iHD®
Norton®
Paradigm®
Rescue Runner™
Slicer™
Speedy Cart™
StableStart®
ValuPlus™
Redefining Jobsite Muscle™
Reshaping Your World®

Notes

Notes

Notes

NORTON
SAINT-GOBAIN
clipper®

REDEFINING JOBSITE MUSCLE™





General Purpose and Masonry Building Materials

Blocks, medium-hard building bricks, paving slabs, concrete roof tiles and other medium hard materials.

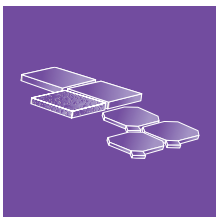

Natural Stone and Tiles

Ceramic and stone tiles, granite, marble, very hard bricks and other very hard and dense materials.



Rescue, Demolition

Ductile, steel, polyvinyl pipe, thin steel plate, acrylic sheet, fiberglass, rubber, standard glass, wood, concrete, brick, asphalt.



Asphalt and Abrasive Materials

Asphalt, green concrete, asphalt over concrete, abrasive blocks, mortar and other abrasive materials.



Reinforced Concrete and Harder Building Materials

Reinforced concrete, hard bricks, limestone, terrazzo and other hard materials.



All Materials Ductile Iron Pipe

Concrete, reinforced concrete, asphalt over concrete, granite, building materials, thin steel sections, ductile iron pipes, angle iron up to ½" material thickness, rebar up to no. 5.

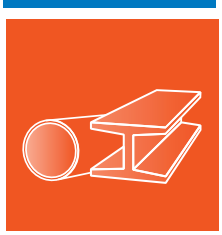

Steel & Stainless

General-purpose ferrous metals (steel, iron, welds), stainless steel and other high-strength alloys.

SAINT-GOBAIN

www.facebook.com/**NortonAbrasivesNA** | www.youtube.com/**NortonAbrasives** | www.**nortonabrasives.com**

USA CUSTOMER SERVICE:
Toll Free Phone: 1 (800) 554-8003
Toll Free Fax: 1 (800) 443-1092

CANADA CUSTOMER SERVICE:
Toll Free Phone: 1 (800) 263-6565
Toll Free Fax: 1 (800) 561-9490

FORM #7719 REV. 12/23

© Saint-Gobain December 2023.
Norton and Norton Clipper are registered trademarks of Saint-Gobain Abrasives.

6 36425 80012 5

PRIMARY SPONSOR