



*Come Home to Style*



# Come Home to Style



Welcome to our 2022 Come Home to Style catalog! Thank you for considering Ideal for your hardscaping project. We have a long history. As a 4th generation family-owned company, we have been manufacturing the finest concrete products since 1923 and were one of the first companies in the U.S. to produce concrete pavers and landscape retaining wall systems. Our products are strong, dense, and durable and will provide years of lasting beauty and performance. It is why homeowners across New England have chosen Ideal for the outdoor hardscape project of their dreams.

Our 2022 catalog showcases our most popular products. As you browse the pages, we hope the project photos give you ideas and inspiration for your home. In addition, you will see the many styles, shapes, colors, and finishes homeowners and contractors alike have selected as their product of choice to expand their personal style to the outdoors.

Our line can be found at Ideal dealers located throughout New England, where we encourage you to see what we offer first hand. There, knowledgeable staff can provide sound advice, offer helpful suggestions and address questions you may have.

Due to the high demand for our products, we recommend having an alternative selection if your 1st choice is not readily available. We invite you to visit us online at [PaversbyIdeal.com](http://PaversbyIdeal.com) to view the complete line of products we offer.

The past two years have been extraordinary. We have witnessed a transformational change in the way homeowners value their backyard as an important outdoor living area. Outside living space has become a popular amenity to enjoy with family and friends beyond the four walls of one's home. It enlarges lifestyle area, adds value, and function with far less disruption and much lower costs than inside renovations. A simple firepit, a modest patio, or a styled outdoor living space complete with a built-in grill, fireplace, and oven are here to stay. Just outside your back door!

From our family to yours, we invite you to Come Home and Be Home with Style!

*The Burgoyne Family*

**Cover:** Pavers: Andover Collection Smooth Oxford Grey with Portsmouth Cobble Graphite & BrookStone Quarry Blend accent banding • Fire pit: ScapeStone FirePit Quarry Blend with CastStone Coping • Pillars: Roman Pisa Quarry Blend with Carlisle Pillar Cap Graphite color • Seat Wall: 3" Ancestral Seat Wall Quarry Blend with CastStone Rockface Coping Graphite **Top left:** Pavers: Andover Collection StoneCleft Oxford Grey • Yankee Cobble Circle Pak Quarry Blend • Firepit: ScapeStone XL Vineyard Blend with CastStone Coping Slate Grey • Pillars: Roman Pisa Vineyard Blend with Carlisle Pillar Cap Slate Grey • Seat Wall: 6" Ancestral WallStone & Coping Vineyard Blend **Middle:** Pavers: Andover Collection Smooth Oxford Grey with Portsmouth Cobble Graphite border • KOH King Arthur Fireplace with stone veneer and granite caps **Top Right:** Pavers: Andover Collection StoneCleft Chatham Blend with Portsmouth Cobble Graphite Inlay • Firepit: Roman Pisa Square Vineyard Blend with Olde Boston Wall Graphite accent course and CastStone Coping Graphite **Right Page:** Andover Collection StoneCleft Oxford Grey with Andover 5511 Graphite accent border





# Table of Contents

4-11	OUTDOOR LIVING	46-49	FIREPLACES & OVENS
12-17	COLOR 4D PAVERS	48-49	King of Hearths
14-15	Andover Collection	50-53	FIRE PITS
16-17	Andover 5511 Smooth	54-55	KITCHENS & BARBECUES
16-17	Portsmouth Cobble	55	Kitchen Islands
18-27	TRADITIONAL & TUMBLED PAVERS	55	Barbecue Surrounds
22-23	Yankee Cobble	56-59	FINISHING TOUCHES
24-25	MillStone	57	Pillars & Pillar Caps
26	Boston Colonial	57	CastStone Carlisle Pillar Cap
27	BrookStone	57	CurbStone Edging
28-31	PERMEABLE PAVERS	57	Colorfalls Water Feature
29	Aqua-Bric	57	Landscape Lighting
29	Aqua-Bric 8	60-63	NATURAL STONE
29	Turfstone	61	Natural Stone Veneer
32-41	WALLS	62	Granite, Bluestone, & Limestone
34-35	Roman Pisa	63	Bulk & Palletized Stone
36	Ancestral WallStone	64	MEETING YOUR EXPECTATIONS
37	Olde Boston Wall	65	LIFETIME WARRANTY
38-39	Fat Face	65	READ ME
40	Coping with Style	66	PAVER INSTALLATION
40	CastStone RockFace Coping	67	RETAINING WALL INSTALLATION
42-45	STEPS & ELEVATIONS		
45	Chelmsford Step		
45	Rockport Steps		
45	Rockport Pathway Stones		





# Outdoor Living





## The Possibilities are Endless

Outdoor living has come a long way from lawn chairs and a basic grill. The trend of your home's exterior being an extension of its interior has revolutionized hardscapes and the role they play in outdoor living. Ideal has been right there every step of the way innovating the world of outdoor living and making the possibilities as endless as your dreams. Choose from our extensive palette of colors, textures and shapes to create an outdoor living haven that complements your home and suits your style. From a simple and elegant gathering area with a fire pit as its focal point to a full outdoor living area with a kitchen or a dining area and a fire feature to keep you warm on chilly nights, we have the variety and quality you need.

**Left Page:** Pavers: Andover Collection StoneCleft Chatham Blend with Portsmouth Cobble Graphite border • Fire Pit: Roman Pisa Wall Vineyard Blend with Olde Boston Wall Graphite accent with CastStone Sq. Firepit Coping Graphite • Seat Wall: 3" & 6" Ancestral WallStone & Coping Vineyard Blend • Pillars: Roman Pisa Vineyard Blend with Carlisle Pillar Cap Graphite  
**Right Page:** Steps: Salt & Pepper granite • Pavers: Andover Collection StoneCleft Chatham with Andover 5511 Smooth Graphite border • Wall: Natural Fieldstone





*Grill Island: 6" Ancestral WallStone Quarry Blend with  
Bluestone countertop • Pavers: Andover Collection  
StoneCleft Chatham with GrandStone*



*Pavers: Andover Collection StoneCleft Oxford Grey with Yankee Cobble  
Circle Pak Quarry Blend • Fire Pit: ScapeStone XL Fire Pit Vineyard Blend  
with CastStone Coping Slate Grey • Pillars: Roman Pisa Vineyard Blend  
with Carlisle Pillar Cap Slate Grey • Seat Wall: 6" Ancestral WallStone &  
Coping Vineyard Blend*







Pavers: Andover Collection StoneCleft Oxford Grey with Yankee Cobble Circle  
Pak Quarry Blend • Fire Pit: ScapeStone XL Vineyard Blend with CastStone  
Coping Slate Grey • Pillars: Roman Pisa Vineyard Blend with Carlisle Pillar Cap  
Slate Grey • Seat Wall: 6" Ancestral WallStone & Coping Vineyard Blend






**Pavers:** Yankee Cobble Quarry Blend Pattern 6 with Yankee Cobble Square Graphite border • **Fire Pit:** Olde Boston Wall Quarry Blend with CastStone Square Coping Graphite • **Pillars:** Roman Pisa Vineyard Blend with Carlisle Pillar Cap Graphite • **Seat Wall:** 3" Ancestral WallStone Quarry Blend with CastStone Rockface Coping Graphite



*Yankee Cobble Circle Pak Quarry Blend and  
Yankee Cobble Quarry Blend Pattern 4*








**Top Left:** Rockport Steps

**Top Right:** Pavers: Yankee Cobble Quarry Blend Pattern 6 with Graphite Border and Salt & Pepper Granite Steps

**Bottom Right:** Pavers: MillStone Quarry Blend Pattern 6 • Fire Pit: ScapeStone Fire Pit Vineyard Blend with accent course and CastStone Coping • Seat Wall: 3" & 6" Ancestral WallStone Vineyard Blend with CastStone Coping Slate Grey



A photograph of a patio area. The foreground is filled with grey rectangular pavers laid in a staggered pattern. In the background, there are two wide, grey stone steps leading up to a house with tan horizontal siding. A small orange pumpkin sits on the top step. To the right, a stone veneer skirt wall runs along the side of the house, made of various shades of grey and brown stones. Behind the skirt wall, a stack of firewood is visible. The overall scene is well-lit, suggesting daytime.

*Andover Collection Smooth Oxford Grey  
with Portsmouth Cobble Graphite border  
Salt & Pepper Granite steps  
Stone veneer skirt wall*

Color with 4D Technology Pavers





We have taken the next step to offer pavers with advanced performance, colors and longevity – **Color with 4D Technology** - our latest innovation to our line of select pavers.


Our advanced **4D Technology** incorporates a unique manufacturing process that integrates proprietary ingredients supplemented with in-line treatments that enrich and enhance the appearance. **4D Technology** pavers have deeper, richer colors fortified with superior performance against the elements. They are delivered treated and protected from the factory saving added costs, extra steps and wait time incurred when sealer is applied to pavers after an installation is completed. Our **4D Technology** protects the surface immediately from UV rays, stains and spills and the effects of acid rain - all while providing color fastness that lasts for years to come!

**4D Technology** pavers meet and exceed ASTM C936 and CSA 231 standards for interlocking concrete pavers - including freeze-thaw and durability requirements. Unlike sealed or slick pavers, the coefficient of friction is not changed. The surface texture is slip and skid resistant. Efflorescence is no match for the improved surface and matrix of our **4D Technology**. Chances of it occurring are far less in **4D Technology** pavers.


Look for the **Color with 4D Technology** logo for products made with our **4D Technology**.




*See the difference!*




Improved Stain  
& Acid Resistance



Enhanced Color  
Tones & Fastness



Advanced Freeze-  
Thaw Capability



Efflo-Guard™  
Integrated



*Andover Collection StoneCleft Oxford Grey with  
Andover 5511 Smooth Graphite*



# ANDOVER COLLECTION™ STONECLEFT & SMOOTH

## FEATURES

- Comprised as a 5-piece set
- StoneCleft has a pronounced cleft and sculpted surface
- Smooth has a traditional surface
- 2 ¾" thickness for improved flexural strength and weight bearing capacity
- Suitable for pedestrian and vehicular traffic limited to personal vehicles
- Set-Stone Pattern utilizes every stone in the set with an easy-to-follow pattern that gives the appearance of a random layout - simplifies placement, saves time and eliminates waste
- Can be installed as a traditional or permeable pavement (approx. 5.5% void space)



## STONECLEFT



2 pcs/set (5 1/2" x 11")



2 pcs/set (11" x 11")



1 pc/set (11" x 16 1/2")

## SMOOTH



2 pcs/set (5 1/2" x 11")



2 pcs/set (11" x 11")



1 pc/set (11" x 16 1/2")




Chatham Blend - StoneCleft



Oxford Grey - StoneCleft



Chatham Blend - Smooth



Oxford Grey - Smooth



*These products are susceptible to scuffing during installation and snow removal. Protect the surface when transporting and handling. Use a urethane pad attached to the compactor plate when compacting. When removing snow, the height of snow blowers and plows must be raised or a poly blade used on the plow edge.*





*Andover 5511 Graphite with Oxford Grey border*





## ANDOVER 5511 SMOOTH™



### FEATURES

- Traditional surface with minimal chamfered edges
- Use as stand-alone paver or border course for our Andover Collection
- Suitable for pedestrian and vehicular traffic limited to personal vehicles
- May be installed as a traditional or permeable pavement (approx. 7.5% void space)



5 1/2" x 11" x 2 3/4"



Oxford Grey



Graphite

**Top Left:** Andover 5511 Smooth with Graphite border Blue Mist Granite Steps  
**Top Right:** Andover Collection StoneCleft Chatham Blend with Portsmouth Cobble Graphite banding

## PORTSMOUTH COBBLE™



### FEATURES

- Comprised as a 4-piece set with a traditional finish
- Length of all 4 sizes, when place end-to-end, is approx. 28 1/2"
- Sold by the 6 1/2 sf layer comprised of 6 sets of all 4 sizes
- Suitable for pedestrian and vehicular traffic limited to personal vehicles
- Use as a stand-alone paver or accent paver for decorative banding and border courses
- Can be installed as a traditional or permeable pavement (variable void space)



4 Piece Set

5.5" x 5.5" x 2 3/4"    5.5" x 6.65" x 2 3/4"  
 5.5" x 7.64" x 2 3/4"    5.5" x 8.8" x 2 3/4"



Graphite



These products are susceptible to scuffing during installation and snow removal. Protect the surface when transporting and handling. Use a urethane pad attached to the compactor plate when compacting. When removing snow, the height of snow blowers and plows must be raised or a poly blade used on the plow edge.



## Pavers with Style

- Shapes, designs and textures complement any architectural style
- Add value and lasting beauty to your home
- Comparable in cost to cast-in-place concrete, stamped pattern asphalt and concrete
- Our pavers are stronger and will out-perform traditional paving materials
- Easy to install and are skid and slip resistant
- Resistant to oil and gas spills
- Repairable without a patch
- Available in traditional, tumbled, embossed and permeable styles

# Traditional & Tumbled Pavers







*Yankee Cobble Quarry Blend Pattern 6  
& Granite Cobble edging*







*Boston Colonial Quarry Blend and Graphite with Andover 5511 Graphite  
ScapeStone Fire Pit Quarry Blend with ScapeStone Coping Slate Grey*





Yankee Cobble Quarry Blend Pattern 6 with  
Boston Colonial Pavers Graphite banding  
& Granite Cobble edging






# YANKEE COBBLE™

## FEATURES

- Traditional Finish with pressed edges and dimpled surface
- Mix-n-Match Packaging - Choice of shape, size and color
- Circle Pak allows you to integrate circles into your design



Vineyard Blend



Quarry Blend



Graphite  
Square & Large Rectangle



Square  
6 5/16" x 6 5/16" x 2 3/8"



Large Rectangle  
6 5/16" x 9 7/16" x 2 3/8"



Circle Pak  
Creates a circle from 32" to 108" in diameter.  
\* Not available in Graphite

**Top Left:** Yankee Cobble Vineyard Blend Pattern 4 with Boston Colonial Pavers Graphite banding  
**Top Right:** Pavers: Yankee Cobble Circle Pak Quarry Blend with Graphite banding • Fire Pit: ScapeStone Fire Pit Quarry Blend with CastStone Coping Slate Grey • Seat Wall: 6" Ancestral WallStone & Coping Quarry Blend



This product is susceptible to scuffing during installation. Use a urethane pad attached to the compactor plate or spread a thin layer of sand or sheet of geotextile fabric over the surface when compacting.





*MillStone® Quarry Blend pattern 6 with Granite Cobble edging*





# MILLSTONE™



## FEATURES

- Drum-Roll Tumbled Finish with soft patina and weathered tones
  - Mix-n-Match Packaging - Choice of shape, size and color
  - Suitable for pedestrian and vehicular traffic limited to personal vehicles
- ★ ***This product has limited availability. Please contact your local Ideal Dealer for product status***



Quarry Blend



Square  
6 5/16" x 6 5/16" x 2 3/8"



Large Rectangle  
6 5/16" x 9 7/16" x 2 3/8"

**Top Left:** Pavers: MillStone® Quarry Blend Pattern 6 • Fire Pit: ScapeStone Fire Pit Vineyard Blend • Seat Wall: 3" & 6" Ancestral WallStone & Coping Vineyard Blend  
**Top Right:** Pavers: MillStone® Quarry Blend Pattern 4 with Andover 5511 Smooth Graphite sailor course border • Seat Wall: 3" & 6" Ancestral WallStone & Coping Vineyard Blend






# BOSTON COLONIAL PAVERS®

## FEATURES

- Classic rectangular shape
- Traditional Finish
- Patterns include classic 45° and 90° herringbones, running bond, parquets and basketweaves
- 2 3/8" thickness. Suitable for pedestrian and vehicular traffic limited to personal vehicles
- Available in a 3 1/8" thickness. Suitable for commercial vehicular traffic. MTO only, Please contact your local Ideal dealer for availability



4" x 8"



Beacon Hill Blend



Vineyard Blend



Quarry Blend



Graphite

**Top Left:** Boston Colonial Pavers Beacon Hill Blend with Graphite banding (sealed) & Granite Cobble edging **Middle:** Boston Colonial Pavers Vineyard Blend with Graphite banding **Top Right:** Boston Colonial Pavers Quarry Blend with Graphite banding (sealed)





# BROOKSTONE™

## FEATURES

- Traditional finish with 11 different shapes and sizes
- 2 3/4" thick
- Sold by the 12sf layer
- Mix and Match colors
- Use alone, as an inset or banding
- Random placement and patterns
- Can be used as both traditional and permeable pavement when used with open-graded stone and variable void space



Vineyard Blend  
Granite Sand



Quarry Blend  
Granite Sand



Graphite  
Granite Sand



Vineyard Blend  
Black Sand



Quarry Blend  
Black Sand



Graphite  
Black Sand



Vineyard/Quarry  
Granite Sand



Quarry/Graphite  
Granite Sand



Graphite/Vineyard  
Granite Sand



Vineyard/Quarry  
Black Sand



Quarry/Graphite  
Black Sand



Graphite/Vineyard  
Black Sand

STANDARD COLORS

MIX & MATCH COLORS

**Top Left:** Pavers: Andover Collection Smooth Oxford Grey with Portsmouth Cobble Graphite & BrookStone Quarry Blend accent banding • Fire Pit: ScapeStone Fire Pit Quarry Blend with CastStone Coping • Pillars: Roman Pisa Quarry Blend with Carlisle Pillar Cap Slate Grey **Top Right:** BrookStone Vineyard Blend with Granite Cobbles



## Concerned About the Environment?

So are we because stormwater runoff picks up and carries pollutants into nearby storm drains that lead directly to streams, lakes and rivers, and ultimately into coastal waters where the contaminants affect aquatic life, fishing, swimming, and even our drinking water. To address this, many cities and towns have imposed limits on the area impervious surfaces can cover residential and commercial property.

And when it comes to rainfall, Mother Nature is fickle! Low water reservoirs, bans imposed on watering lawns, flash floods, wet yards, flooded basements and beaches closed due to bacteria count can all be linked to stormwater run-off, or in other words, rainfall not seeping directly into the ground as Mother Nature intended.

Pavement plays a significant role, and we can help! Our collection of permeable pavers allow water, even heavy rainfall and snowmelt, to drain through openings in the surface. As it passes through an open-graded stone base below, contaminants are naturally filtered out from the water before it infiltrates into the soil below.

Permeable pavers...a built-in solution to managing stormwater pollution with all the benefits, style and character of our traditional pavers. Pavers by Ideal...making products that lessen our impact on the world around us and helping build a cleaner and more sustainable future.



## Why Permeable Pavers?

- All the benefits of our standard pavers
  - Pedestrian and vehicular friendly
  - Choice of styles, colors and patterns
  - Firm, stable and slip-resistant
  - Strong and durable
  - Factory-made and ready to install year-round
  - Easy to clean and maintain
  - Crack Free
- Capable of infiltrating 100% of rainfall
- Contribute to groundwater recharge
- Rainwater harvesting
- Qualify for LEED® Credits
- Mitigate runoff, TSS, pollutant loads and capture "first flush"
- Winter friendly
  - Snow-plow safe
  - Allow snow melt to drain
  - Minimize icing and deicer use
- Summer Friendly
  - Do not soften and deform in hot weather
  - Do not unravel
- Cost-Competitive
  - Do not require expensive catch basins and sub-surface pipe conveyance
  - Similar or lower cost to porous asphalt and pervious concrete on residential projects

# Permeable Pavers

*Aqua-Bric Vineyard Blend*





## AQUA-BRIC® & AQUA-BRIC® 8



### FEATURES

- Classic rectangular shape with traditional finish
- Aqua-Bric is 2 3/8" thick. Suitable for pedestrian and vehicular traffic limited to personal vehicles
- Aqua-Bric 8 is 3 1/8" thick. Suitable for commercial vehicular traffic. MTO only, Please contact your local Ideal dealer for availability
- Aqua-Bric 8 is manufactured with both shapes included in a single layer and is sold by the 11.25 sf layer



Aqua-Bric  
4" x 8" x 2 3/8"



Aqua-Bric 8  
4.5" x 9" x 3 1/8"  
(28 units per layer)



Aqua-Bric 8  
4.5" x 13.5" x 3 1/8"  
(8 units per layer)



Quarry Blend



Vineyard Blend

## TURFSTONE™



### FEATURES

- Proven environmental design
- Plant with grass or fill with stone to infiltrate stormwater
- High strength capable of supporting heavy vehicle loads
- Snow-plow safe
- Can be used on slopes and swales for erosion control
- Available in 3 1/8" thick or 4" thick. 4" thick MTO only. Please contact your local Ideal dealer for availability



23 5/8" x 15 3/4"



*Pavers: Aqua-Bric Quarry Blend  
Wall: Fat Face Quarry Blend*







*Pavers: BrookStone Vineyard Blend  
with Salt & Pepper Granite steps & edging  
Wall: Fat Face Vineyard Blend*



# Walls with Style™

## REINVENT YOUR YARD

Shape your landscape with our retaining, free-standing or seat walls that complement any setting

DESIGN YOUR OUTDOOR SPACE TO SUIT YOUR NEEDS AND STYLE WITH OUR WIDE VARIETY OF NATURAL LOOKING WALLS.

- Level a slope to add more space for play, outdoor living or additional parking
- Transform your yard with terraced walls and stairs that sculpt the landscape
- Accent patios with free-standing seat walls, pillars and pergolas
- Create raised planters blooming with flowers that provide focal points

CREATE AN AREA WITH YOUR OWN PERSONAL SIGNATURE THAT YOU WILL ENJOY FOR DECADES TO COME.

- Strong, dense and durable
- Designed to withstand New England's winter climate and provide years of lasting beauty and performance
- Environmentally safe - they won't rot or decay
- Virtually maintenance-free
- Easy to install - Sit on gravel base and stack together. Mortar or concrete is not required
- Affordable - The dry stack feature allows improved productivity and lower costs
- Beautiful - Our styles create serpentine, convex, concave, terraced, freestanding, double-sided and sitting walls that complement the landscape

# Walls

*Pavers: Andover Collection StoneCleft Oxford Grey  
Wall: Roman Pisa Quarry Blend*





**Top Left:** Pavers: Yankee Cobble Circle Pak Quarry Blend • ScapeStone Fire Pit Quarry Blend • CastStone Coping Slate Grey • Seat Wall: 6" Ancestral WallStone Quarry Blend • Ancestral Coping Quarry Blend  
**Top Right:** Roman Pisa Vineyard Blend ashlar 4 pattern with Ancestral Coping Vineyard Blend  
**Bottom Left:** Pavers: MillStone® Quarry Blend • Seat Wall: Olde Boston Wall Vineyard Blend • Pillar: Olde Boston Wall Vineyard Blend  
**Bottom Right:** Fat Face Quarry Blend with Universal Coping Quarry Blend







*Wall & Steps: Roman Pisa Quarry Blend running bond*





# ROMAN PISA®



## FEATURES

- Full component system creates a variety of ashlar patterns, as well as running bond combinations
- Drum-Roll Tumbled Split Face Finish
- Tongue and groove connection. 1 1/2" set back per vertical foot.
- Versatile - use in planter height walls to tall commercial walls



Quarry Blend



Vineyard Blend



Stretcher  
6"h x 8"w x 12"d



Stretcher Cap  
6"h x 8"w x 12"d



Half Unit  
6"h x 4"w x 12"d



Corner - Reversible  
6"h x 8"w x 12"d



Jumbo Unit  
6"h x 12"w x 8"d

**Top Left:** Pavers: Andover Collection StoneCleft Oxford Grey • Wall: Roman Pisa Quarry Blend running bond with Salt & Pepper Granite steps **Top Middle:** Pavers: Andover Collection StoneCleft Oxford Grey • Seat Wall: 6" Ancestral WallStone and Copping Vineyard Blend • Pillar: Roman Pisa Vineyard Blend with Carlisle Pillar Cap **Top Right:** Wall: Roman Pisa Vineyard Blend ashlar 4 pattern with Ancestral Copping Vineyard Blend





# ANCESTRAL™ WALLSTONE

## FEATURES

- Available in 3" and 6" height and 10" depth - in 3 lengths (tapered)
- Design creates straight, curved and serpentine walls
- Free-standing walls - sitting walls - raised planters or low-height retaining walls up to 24" high
- Use single height or mix both heights in a simple 1:1 ratio or mix them in combinations for impressive ashlar patterns
- Ancestral WallStone & Coping are no longer tumbled



Quarry Blend



Vineyard Blend

**NEW LOOK!**

No longer tumbled. Now features subtle chamfered edges on the tops and sides.



6 inch high set  
16"/14" 14"/12" 12"/10"



3 inch high set  
16"/14" 1 4"/12" 12"/10"

**Top Left:** Fire Pit: Olde Boston Wall Quarry Blend with CastStone Coping Graphite • Pillars: Roman Pisa Quarry Blend with Carlisle Pillar Cap Graphite • Seat Wall: 3" Ancestral WallStone Quarry Blend with CastStone Coping Graphite **Top Right:** Pavers: Andover Collection StoneCleft Chatham Blend with Portsmouth Cobble Graphite border • Fire Pit: Roman Pisa Vineyard Blend with Olde Boston Wall Graphite accent & CastStone Square Coping Graphite • Pillars: Roman Pisa Vineyard Blend with Carlisle Pillar Cap Graphite • Seat Wall: 3" & 6" Ancestral WallStone & Coping Vineyard Blend





# OLDE BOSTON™ WALL



## FEATURES

- Drum-Roll Tumbled Finish
- Pillars - free-standing walls - raised planters or low-height retaining walls up to 24" high
- Placement in four different orientations and can create a variety of patterns - running bond, random, and ashlar
- Can be field split to create accent banding within the wall



Pewter



Vineyard Blend



Graphite



Quarry Blend


**Top Left:** Grill Island: Olde Boston Wall Quarry Blend • Fire Pit: ScapeStone Fire Pit Quarry Blend with CastStone Coping Slate Grey • Wall: Ancestral WallStone and Coping Quarry Blend

**Top Right:** Pavers: Andover Collection Smooth Oxford Grey • Fire Pit: Olde Boston Wall Quarry Blend with CastStone Coping Slate Grey • Seat Wall: Olde Boston Wall Quarry Blend with Bluestone Coping









# FAT FACE®

## FEATURES

- One square foot block
- Open-core design optimizes interlock from one course to the next with a “rock-to-rock” connection
- Create straight, concave, or convex retaining walls
- Reversible alignment plug creates vertical or battered walls (1” set back per vertical foot.)
- Ideally suited for residential, commercial and municipal walls
- When used with geogrid, walls as tall as 20’ and higher can be constructed



Fat Face  
18”l x 8”h x 11.25”d



Vineyard Blend



Reversible Corner Unit  
15”l x 8”h x 6”d



Quarry Blend

**Left Page:** Fat Face Vineyard Blend with Universal Coping Vineyard Blend **Right Page Top Left:** Fat Face Quarry Blend with Universal Coping Quarry Blend  
**Top Right:** Fat Face Vineyard Blend with Universal Coping Vineyard Blend





## COPING WITH STYLE™

### ANCESTRAL™ ■ UNIVERSAL™

#### FEATURES

- Ancestral Coping consists of 2 pieces that are tapered to follow straight, curved or serpentine walls
- Universal Coping features a Split Finish on one face and a smooth finish on the other - simply position the unit for the look you prefer
- Both available in Vineyard Blend, Quarry Blend, and Graphite



Ancestral - 2 Piece Set  
3.63"h x 16/13"l x 13"d  
3.63"h x 13/10"l x 13"d



Universal Coping  
3.63"h x 16"w x 13"d

*If used as stair treads that will be subject to deicing chemicals, coping units must be treated with a non-film forming, penetrating-type sealer. See your local Ideal Dealer for more information.*



## CASTSTONE™ ROCKFACE COPING

#### FEATURES

- Ideally suited as coping for our Ancestral or Olde Boston seat walls
- Natural look rockface edge along both sides of length
- The 24" long coping is a best choice for finishing seat walls and topping free-standing, double, sided walls
- Available in Slate Grey



CastStone Coping 3"h x 24"l x 14"d



CastStone Coping 3"h x 48"l x 24"d

**Top Left:** Roman Pisa Vineyard Blend with Universal Coping Vineyard Blend **Top Right:** Seat Wall: 6" Ancestral WallStone Vineyard Blend with Olde Boston Wall Quarry Blend accent course & 48" CastStone Coping Slate Grey • Fire Pit: Olde Boston Wall Vineyard Blend with Bluestone Coping



*Wall: Fat Face Quarry Blend with CastStone Coping & Universal Coping Graphite  
Fire Pit: Olde Boston Wall Quarry Blend with CastStone Coping Graphite*





*Steps: Salt & Pepper Granite steps  
Wall: Natural Wallstone with Blue Mist Coping  
Pavers: PA Thermal Bluestone*

## Step out with Style

### TAKE YOUR OUTDOOR DESIGN PROJECT TO THE NEXT LEVEL

It's possible with Steps & Stairs by Ideal.


Whether your steps lead to a raised patio, an inviting terrace, a lush garden, or even back to the comforts of home, our steps and stairs create form and function when shaping your landscape. Choose from one of our many styles to make the transition throughout the various levels of your outdoor spaces well-conceived, graceful and easy to traverse. Their durability ensures a lifetime of beauty and function.

Pleasing styles, sizes, and colors to match your wall designs and personal style.

- CastStone Chelmsford and Rockport Steps
- Natural stone including granite in a variety of sizes and colors
- Manufactured concrete wall block steps

# Steps & Elevations





**Top Left:** Steps: Rockport • Pavers: Yankee Cobble Circle Pak Vineyard Blend • Fire Pit: New England Fieldstone • Wall: Natural boulder outcropping **Bottom Left:** Steps: Salt & Pepper Granite • Pavers: Andover Collection StoneCleft Chatham Blend with Andover 5511 Smooth Graphite band • Wall: Natural boulder outcropping **Top Right:** Steps: Salt & Pepper Granite • Pavers: Andover Collection StoneCleft Oxford Grey • Wall: Roman Pisa Quarry Blend with Universal Coping Quarry Blend **Bottom Right:** Steps: Salt & Pepper Granite with Boston Colonial Paver Graphite inlay • Pavers: Andover Collection Smooth Oxford Grey with Portsmouth Cobble Graphite border • Stone veneer skirt wall







# ROCKPORT™ STEPS

## FEATURES

- Cast in molds that replicate textures, colors and detail of natural stone
- Features 7" rise
- Fieldstone Blend color



Step A - 42"l x 18"d



Step C - 48"l x 18"d



Step D - 54"l x 24"d



Step F - 60"l x 18"d

# ROCKPORT™ PATHWAY STONES

## FEATURES

- Cast in molds that replicate textures, colors and detail of natural stone
- Sold as a set consisting of 3 sizes
- Fieldstone Blend color



RPS A - 25 3/4"l x 18 1/8"d



RPS B - 34"l x 21 7/8"d



RPS C - 30 3/4"l x 22 1/4"d

# CHELMSFORD™ STEP

## FEATURES

- Available with a choice of two faces in a single unit
- One face reproduces a traditional style (Feather and Wedge), while the face features a more contemporary style (Rockface)
- Easily build steps that beautifully integrate with our wall systems
- Slate Grey color



Rockface side  
48"l x 15"d x 7"h



Feather and Wedge side  
48"l x 15"d x 7"h

**Left Page Top Left:** Wall: Roman Pisa Vineyard Blend with Universal Coping Vineyard Blend • Steps: Chelmsford Slate Grey **Bottom Left:** Rockport Pathway Stones with decorative 1" - 3" river round rock  
**Top Right:** Pavers: MillStone® Quarry Blend Pattern 4 with Andover 5511 Smooth Graphite • Chelmsford Slate Grey • Wall: 3" & 6" Ancestral WallStone and Coping Vineyard Blend  
**Bottom Right:** Pavers: Andover Collection StoneCleft Chatham Blend • Wall: 3" Ancestral WallStone and Coping Vineyard Blend • Steps: Rockport



*King Arthur Fireplace with natural stone veneer & black granite coping  
Pavers: Andover Collection Smooth Oxford Blend  
with Portsmouth Cobble Graphite border*

A photograph of an outdoor patio featuring a large stone fireplace with a fire burning inside. Two red Adirondack chairs are positioned on either side of a small white table, which holds a potted plant. The patio is paved with dark stone tiles, and the background shows a lush green lawn and trees.


# Fireplaces & Ovens





# KING OF HEARTHS

OUTDOOR FIREPLACES & OVENS



**Left:** King Arthur Fireplace with side boxes, natural stone veneer and thermal bluestone caps

**Top Right:** Lancelot Oven with new England Natural Rounds veneer

**Bottom Right:** King Arthur Fireplace with natural stone veneer and bluestone caps



# KING OF HEARTHS

Few things are as enjoyable as spending time with family and friends in your own backyard. Our line of King of Hearths outdoor fireplaces and oven make it easier than ever before to add to that experience with the warmth and glow of a crackling fire, the savory taste of delicious pizza or roasted meat with flavorful vegetables cooked in a wood-fired oven.

King of Hearths pre-cast fireplace and oven with open side boxes are pre-built, ready to set-up. The fireplaces are lined with fire brick and come pre-assembled, as do the oven and side boxes. The units are ready to be placed, stacked and veneered with natural stone, brick or our Olde Boston™ WallStone. Whether you are building a new outdoor living space or adding to an existing one, you can feel confident knowing King of Hearths products have been engineered with high strength concrete made to stand the test of time and rigors of New England's weather!

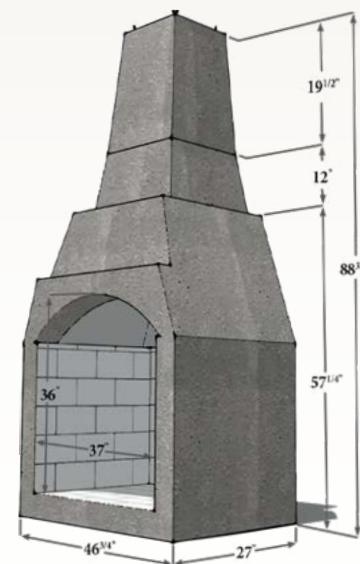


## KING ARTHUR FIREPLACE

### 46" Outdoor Fireplace

- Simple 3-piece mortarless design makes set up quick and easy
- Large fire box opening
- Fire box pre-lined with fire brick
- Built-in fork pockets facilitate lifting into place
- Sets on a 6" thick concrete slab 50" w x 40"d
- Chimney sized to accept 13" x 13" spark arrestor (sold separately)
- Cast Iron Log Grate included
- Weight: 2100 lbs
- Angle iron length: 48"
- Stone veneer: 63 sq ft
- Stone veneer corners: 36 lin ft

**Note:** Fireplace must be veneered.



Natural Stone  
by Ideal®



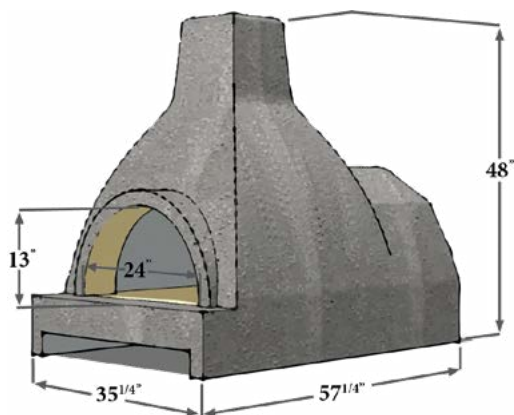
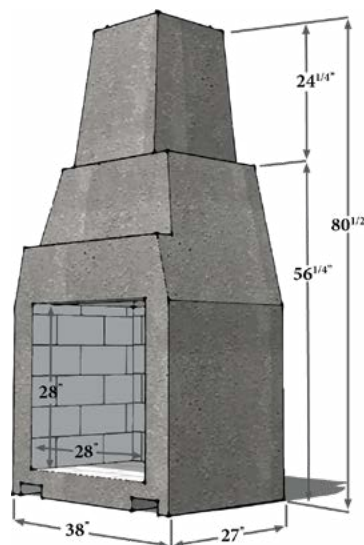


## GUINEVERE FIREPLACE

### 38" Outdoor Fireplace

- Simple 2-piece mortarless design makes set up quick and easy
- Fire box pre-lined with fire brick
- Built-in fork pockets facilitate lifting into place
- Sets on a 6" thick concrete slab 42" w x 32"d
- Chimney sized to accept 13" x 13" spark arrestor (sold separately)
- Cast Iron Log Grate included
- Weight: 1700 lbs
- Angle iron length: 32"
- Stone veneer: 46 sq ft
- Stone veneer corners: 28 lin ft

**Note:** Fireplace must be veneered.



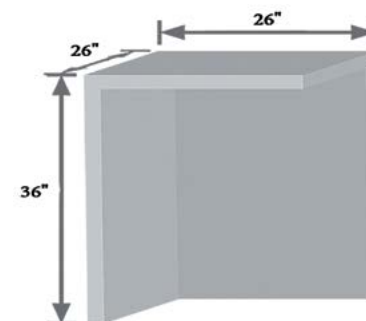
## LANCELOT OVEN

- Great for stone fired pizzas and more
- Protective fire brick pre-installed
- Chimney sized to accept 9" x 9" spark arrestor (sold separately)
- Ready to be finished with natural stone veneer
- Weight: 2,000 lbs
- Stone Veneer: 26-30 sq ft
- Stone Veneer Corners: 18 lin ft

**Note:** Oven must be veneered.

## REVERSIBLE SIDE STORAGE BOX

- Attractive side box doubles as a storage cabinet for wood and counter surface
- Installs easily – no mortaring necessary
- Reversible unit – sized to fit each side of the fireplace
- Ready to be finished to match fireplace exterior







# Fire Pits

*Pavers: Andover Collection StoneCleft Chatham Blend with Portsmouth Cobble Graphite border • Fire Pit: Roman Pisa Vineyard Blend with Olde Boston Wall Graphite accent with CastStone Square Coping Slate Grey • Seat Wall: 3" & 6" Ancestral WallStone and Coping Vineyard Blend • Pillars: Roman Pisa Vineyard Blend with Carlisle Pillar Cap Graphite*





**Top Left:** Fire Pit: ScapeStone XL Fire Pit Quarry Blend with CastStone Coping Slate Grey • Pavers: Yankee Cobble Circle Pak Vineyard Blend with Yankee Cobble Square Graphite **Top Right:** Roman Pisa Quarry Blend with Olde Boston Wall Graphite accent and CastStone Square Coping Slate Grey with underlighting • Pavers: Andover Collection StoneCleft Chatham Blend with Portsmouth Cobble Graphite border **Bottom Left:** Fire Pit: Roman Pisa Vineyard Blend with Olde Boston Wall Graphite accent and CastStone Square Coping Slate Grey with underlighting • Pavers: Andover Collection Smooth Chatham Blend with Portsmouth Cobble Graphite border **Bottom Right:** Fire Pit: ScapeStone XL Fire Pit Quarry Blend • Pavers:





# FIRE PITS

Enjoy the warmth and charm of a glowing fire with family and friends. Our affordable “Block-n-Ring” Fire Pits are compact, solid in construction and easy to build. There is no guess work! Choose from four styles, all with block in rich, earthtone colors and steel inserts in either square or round configurations. Fire pits can be customized by adding banding, coping, cooking grates or gas inserts.



## SCAPESTONE™ FIRE PIT

- ScapeStone - 30" inside diameter/42" outside
- Heavy-duty steel round frame insert

### OPTIONAL:

- Ring insert with cooking grates (500 sq. in. area)
- CastStone Coping

### DIMENSIONS & COVERAGE

ScapeStone FP Block	4"h x 12"l x 6"d	11/course	20 lb ea
Round Ring Insert	30" dia x 8"h	---	34 lb
Round Ring-n-Grate	30" dia x 8"h	500 sq in	67 lb
CastStone Coping	7"w x 44 1/2"o.d. x 3"h	3 pcs	55 lb ea

## SCAPESTONE™ FIRE PIT XL

- ScapeStone XL - 44" inside diameter/60" outside
- Heavy-duty steel round frame insert

### OPTIONAL:

- CastStone Coping

### DIMENSIONS & COVERAGE

ScapeStone XL Block	4"h x 12 3/8"l x 6 1/4"d	14/course	22 lb ea
Round Ring Insert	44" dia x 8"h	---	50 lb
CastStone Coping	7 1/2"w x 60"o.d. x 3"h	4 pcs	80 lb ea

## OLDE BOSTON™ FIRE PIT

- Olde Boston - 28" inside diameter/44" outside
- Heavy-duty steel square frame insert

### OPTIONAL:

- CastStone Coping

### DIMENSIONS & COVERAGE

Olde Boston Wall Block	4"h x 12"l x 8"d	12/course	28 lb ea
Square Frame Insert	27 1/2" x 27 1/2" x 8"d	---	35 lb

## ROMAN PISA® FIRE PIT

- Roman Pisa - 28" inside diameter/44" outside
- Heavy-duty steel square frame insert
- CastStone Coping

### DIMENSIONS & COVERAGE

Roman Pisa Jumbos	6"h x 12"l x 8"d	8/course	32 lb ea
Roman Pisa Corners	6"h x 12"l x 8"d	4/course	32 lb ea
Square Frame Insert	27 1/2" x 27 1/2" x 8"d	---	35 lb
CastStone Coping	10"w x 38 1/2"l x 3" h	4 pcs	99 lb ea

## STEEL INSERT OPTIONS



Round, no grate  
ScapeStone & ScapeStone XL



Round with cooking grates  
ScapeStone



Square  
Olde Boston Wall & Roman Pisa  
\*Bolt Assembly



## GET CREATIVE - MIX & MATCH



ScapeStone - 44 pcs  
Cobble accent - 24 pcs  
Round Ring Insert and CastStone Coping



ScapeStone - 44 pcs  
CastStone Coping  
Round Ring-n-Grate Insert



ScapeStone - 44 pcs  
Natural Gas Insert



Olde Boston - 36 pieces  
Olde Boston accent - 12 pcs  
Square Frame Insert and CastStone Coping



Roman Pisa - 16 Jumbo and 8 Corner Units  
Olde Boston accent - 12 pcs  
Square Frame Insert and CastStone Coping



Olde Boston - 48 pcs  
Square Frame Insert  
CastStone Coping

## COPING OPTIONS



CastStone Coping  
for ScapeStone & ScapeStone XL  
Available in Slate Grey



CastStone Square Coping  
Available in Slate Grey  
and Graphite

## SCAPESTONE & SCAPESTONE XL COLORS



Quarry Blend



Vineyard Blend

## OLDE BOSTON COLORS



Quarry Blend



Vineyard Blend



Pewter



Graphite

## ROMAN PISA COLORS



Quarry Blend



Vineyard Blend

## GAS INSERTS

Gas inserts are a great way to elevate your fire pit to the next level! Our fire pits are universally sized and can be used with many gas insert manufacturers' kits. Contact us or your local Ideal dealer for more information.





# Kitchens & Barbecues





## KITCHEN ISLANDS & BARBECUE SURROUNDS

Outdoor kitchens and barbecues are one of the most popular requests for extending living space outside the home. From a simple grill surround to a complete kitchen built for the serious grill master complete with a high-end grill, rotisserie, side burners, warming drawers, griddle, refrigerator, and accessories, we have the products to create a gorgeous and highly functional outdoor dining experience. Enhance the space with a Primo Ceramic Grill, a perfect mainstay for any outdoor kitchen.

Choose from our variety of Natural Stone Veneers cut in ashlar, ledgerstone, mosaic, squares, rectangles, and rounds offered in eight beautiful color options, or select one of our concrete wall styles, such as Olde Boston Wall, Ancestral WallStone, or Roman Pisa to create a custom look that will enhance your home. Our elegant Granite, Bluestone or CastStone counters are the perfect choice to top off your grill island.

Family, friends, food and drink. Outdoor style at its best!



Power Burner



Outdoor Sink



Outdoor Refrigerator



Primo Ceramic

**Left Page:** Pavers: Andover Collection StoneCleft Chatham Blend • Grill Island: 6" Ancestral WallStone Quarry Blend with Thermal Edge, Honed Bluestone counter • Grill Components: 42" grill with warming drawer combo and refrigerator, Primo Ceramic Grill **Right Page Top Left:** Pavers: Andover Collection StoneCleft Chatham Blend • Grill Island: 6" Ancestral WallStone Quarry Blend with Thermal Edge, Honed bluestone counter • Grill Components: 42" grill with warming drawer combo and refrigerator, Primo Ceramic Grill **Top Right:** Grill Island: Olde Boston Wall Quarry Blend • Wall: 3" Ancestral WallStone and Coping Quarry Blend • Fire Pit: ScapeStone Fire Pit Quarry Blend with CastStone Coping Slate Grey



*Pavers: Andover Collection StoneCleft Chatham Blend with Portsmouth Cobble & BrookStone Graphite & Quarry Blend inlay • Seat Wall: 3" Ancestral Wallstone and Coping Quarry Blend and underlighting • Pillar: Roman Pisa Quarry Blend with Carlisle Pillar Cap with underlighting*



# Finishing Touches





## CURBSTONE™ EDGING

- Ideal for edging planters, driveways, or walkways
- Available in Quarry or Vineyard Blends



4" x 12", 8" high

## ATLANTIC® COLORFALLS™

- Available in clear, colored or color-changing LED light bars
- Light bars are available in three widths - 12", 24" and 36"
- Kits include basin, pump, and built-in plumbing recesses
- Easily incorporated into our popular segmental walls or natural stone walls with minimal cutting



## PILLAR CAPS

- Ideally suited for pillars made from our segmental walls or natural stone
- Natural look rockface edges
- Carlisle Pillar Cap available in Slate Grey and Graphite
- Natural Stone Options - Bluestone, Limestone, and Granite



24" x 24" x 3" thick

## LANDSCAPE LIGHTING

- Add accents to walls or walkways - under coping lights or full spotlights
- Available in a variety of finishes and types, and in both white and color changing light
- Landscape LED lighting is easy to install and an inexpensive way to take your project to the next level





*Pavers: Thermal PA Bluestone • Steps: Salt & Pepper Granite*



# Natural Stone





# Natural Stone by Ideal®

**Top Left:** Pavers: Phoenician Buff Granite with Blue Mist Coping and banding (Wet)

**Bottom Left:** Pavers: Gray Jumbo Granite cobbles **Top Right:** Steps: Blue Mist Granite • Pavers: Blue Mist Granite Pattern Stock • Decorative Stone: Mexican Beach Pebble



*King Arthur Fireplace & side boxes  
with New England Blend Mosaic Veneer  
& Bluestone hearth & accents*

# Natural Stone Veneer



# NATURAL STONE VENEER

Natural Stone  
by Ideal®

Ideal's natural stone veneer is the perfect upgrade for your home. Whether you want to make a statement by facing the front of your home or upgrade the appearance of existing steps, we have the answers.

## Exclusive Blends



Mountain Mist Mosaic

## Connecticut Gray



Ashlar

## Connecticut Tan



Ashlar

## New England Blend



Ashlar

## Magalloway Gray



Ashlar

## CT River Blend



Ashlar

## Cedar Stream



Ashlar



Natural Mosaic



Ledgestone



Ledgestone



Ledgestone



Ledgestone



Ledgestone



Ledgestone



Natural Rounds



Mosaic



Mosaic



Mosaic



Mosaic



Mosaic



Mosaic



Square & Rectangle



Square & Rectangle



Square & Rectangle



Square & Rectangle



Square & Rectangle



Square & Rectangle



Rounds

We strongly recommend using an experienced craftsman to achieve the look shown on these pages. The stones have been professionally shaped and trimmed to fit tightly together. This often requires more material, so be sure to take this into consideration when placing your order.

Read Me

## DIMENSIONS & COVERAGE

### Exclusive Blends, CT Gray, CT Tan, & New England Blend

Thin Veneer Flats	+/- 1.5" Thickness	12 sf/layer	168 sf/crate
Thin Veneer Corners	+/- 1.5" Thickness	By the lf	100 lf/crate
Full Bed Depth	3" - 5" Thickness	By the tn	1.5 tn/crate (Approx. 35-40 sf/tn)

### Magalloway Gray, CT River Blend, and Cedar Stream

Thin Veneer Flats	+/- 1.5" Thickness	10 sf/layer	160 sf/crate
Thin Veneer Corners	+/- 1.5" Thickness	By the lf	50 lf/crate



# GRANITE & BLUESTONE

Granite is one of New England's signature natural stones and has been used for hundreds of years in residential, commercial, and municipal projects for its beauty and durability. From cobbles and edging to stairs, posts, coping, and slabs, we offer a complete line of products to suit any project.



Granite Steps



Granite Treads

## GRANITE COBBLES

All colors:

- 4 x 4 x 4 in. – Cube
- 5 x 5 x 9 in. – Regular
- 7 x 4 x 10 in. – Jumbo



Yellow



Grey



Pink



Black



Jumbo Grey Cobbles



American Granite Slabs

Natural Stone  
by Ideal®




PA Blue  
Thermal & Natural Cleft



Full Color  
Thermal & Natural Cleft



Salt & Pepper Granite



Blue Mist Granite



Treads  
Top: Bluestone  
Middle: Salt and Pepper Granite  
Bottom: Blue Mist Granite



Thermal Finish

Natural Cleft Finish

Bluestone and Granite products are all available in treads, steps, pattern stock, slabs, and custom sizes.



# BULK & PALLETIZED STONE

Step out of the box and explore our bulk and palletized stone. We offer irregular stone, risers, and palletized wallstone in addition to timeless New England Round Stone.


Natural Stone  
by **Ideal**®



Weathered Fieldstone



New England Natural Rounds (Ideal Exclusive)



Full Color Irregular Flagging



PA Natural




PA Natural



Colonial Grey



Lilac



Colonial Grey Risers



# MEETING YOUR EXPECTATIONS

As you consider a new walkway, patio, driveway, landscape wall, or other hardscape project, you have lots of choices as to which product and color to select. It's an important decision. After all, it's an investment that should meet your expectations for years to come. So we thought it would be helpful and responsible to pass along some sound advice.

What should be realistic expectations for your pavement or wall? Our pavers, walls and garden products are commercial grade – unlike similar products found in large home improvement stores. Ours are factory made and delivered in ready-to-use condition that meets the highest industry standards. This means they are strong, dense and durable. Properly installed, your pavement and landscape walls will provide years of lasting beauty and dependable performance!

Ideal has made and sold hundreds of millions of paving stones and countless landscape walls since 1975. In fact, no other manufacturer has sold more in New England than Ideal. Our name has become synonymous with quality, service and reliability. While some manufacturers would lead you to believe their pavers and walls will never change in appearance, we believe in a more realistic position. After all, over time Mother Nature takes her toll on everything! We keep this in mind in our design. So while normal wear and tear and exposure to the elements are part of the natural aging process, you can expect the color tones, shape and pattern of Ideal products to remain for a lifetime!

*For additional information, we recommend ICPI Peak Performance for Concrete Pavers, a maintenance guide for consumers, published by the Interlocking Concrete Pavement Institute. It contains a wealth of information that will help keep your pavement in tip top shape and can be found on our website.*

## COLORS: OUR BEAUTY IS MORE THAN SKIN DEEP

Our pavers and walls are saturated with rich colors... top-to-bottom...not just at the surface. Because color is throughout, chips, dings and scratches, which are inevitable, quickly "blend-in" and are hardly discernible. Don't be fooled by products where color is concentrated only in the thin veneer. After all, our products are a lifetime investment.



## OUR PROCESS: IT'S ONLY NATURAL

Our pavers and walls are made with natural ingredients. Look closely and you will find a unique character to each and every paver and wall. In fact, no two look exactly alike. You will see subtle variations in color and texture for a truly natural appearance. Our color blends contain two or more pigments to achieve a random variegation and even our solid colors have nuances in tone and hue. Please remember that, unlike a painted surface, concrete products have inherent texture and shade variations. The product you receive may vary in color and texture from samples. Cubes of product may contain a different percentage of colors and textures than shown in this catalog. As you would with dye lots in fabric and carpet, purchase your pavers and walls all at one time. When installing, select product randomly and simultaneously from several cubes for uniform color distribution.

## TUMBLER OR TRADITIONAL: WE COME CLOSE TO FOOLING MOTHER NATURE

We manufacture our pavers and walls with a choice of finishes. Choose pavers with a traditional surface or ones with the look and feel found in vintage pavements. From our wall collection select styles with a rugged split face or our tumbled finish that resembles handcrafted walls of yesteryear.

To faithfully reproduce the color, texture and durability of vintage stone, we use an innovative technology that enables us to impart an "old world" charm using a unique factory process that antiques the surface, while preserving the inherent structural stability. We call it Genuine Drum-Roll Tumbled, and although it takes more time and effort than automated processes used by other manufacturers, it creates pavers and wallstones that truly capture the nostalgia of time-honored colors and textures of natural materials.



## A PICTURE IS WORTH A THOUSAND WORDS

How true the saying is that a picture conveys an image that words can never describe. That is why we use pictures generously throughout this catalog to depict our products. And yet many factors influence one's perception of images and colors, and they may appear different from one photo to the next. Angle of light and time of day greatly affect perception, and colors printed in ink cannot exactly match the actual concrete product colors. The point we are trying to make is the images shown in this catalog are only the first step in selecting colors. Once you have narrowed your choices, obtain actual samples from your dealer or contractor. View them in the setting where they will be installed before making your final selection.



## EFFLORESCENCE

A white haze known as efflorescence sometimes appears on the surface of concrete and masonry products. Technically known as calcium hydroxide, it can come from a number of sources and appears as a white film when carried to the surface by moisture. It may appear randomly or in certain areas and is more pronounced on darker colors. The good news is efflorescence does not affect longevity or structural performance. Although unsightly when it first appears, in many cases it is scoured off during installation, or if desired, it can be removed using specialty cleaners. Otherwise, it will typically lessen, or dissipate, over time with rain, snow and wear.

Because efflorescence can be a natural by-product of cement hydration, its presence is not indicative of a flawed or defective product. We, as do all other manufacturers, disclaim it from our warranty.

## LIFETIME WARRANTY

We back our pavers and walls with our Name and a Lifetime Warranty on the structural integrity of our products used in residential applications. Product that proves to be defective by failing to meet ASTM industry standards will be replaced without cost. We will do our best, but color, texture and finish of replacement product may not match the original, and cost of labor is not included. Proof of purchase is required. All warranty claims must be made prior to removal or disposal of product in question and be approved in writing. Please note, color variance and efflorescence do not constitute an actionable claim against our warranty. Other exclusions apply. Please visit [www.PaversbyIdeal.com/warranty](http://www.PaversbyIdeal.com/warranty) for complete details.



## SNOW, ICE AND DEICERS

Our pavers and walls are more than beautiful. They have the strength and durability to withstand New England's harsh winters and, when properly installed, snow removal is no problem....either by shovel, snow blower or a plow using a rubber or poly plastic cutting edge.

The surface of our pavers is slip and skid resistant even when wet. Ice, on the other hand, can be slippery, particularly as it melts, and common sense should be used to prevent slips and falls. We recommend sand for traction. It can be applied liberally and as often as needed. Sand provides a visual reference of its presence and can be felt underfoot as a tangible medium aiding foot traffic. Clean, untreated sand has no corrosive effect on steel, metal, clay brick, cast-in-place concrete or concrete pavers and it can be swept into the paver joints or removed by conventional sweeping or vacuuming.

Concrete pavers are exceptionally robust in resisting the effects of deicing chemicals. **We have manufactured pavers that have been exposed to salts for over 45 years!** Nevertheless, chlorides can be harmful to concrete, steel and other building materials depending on the type, concentration and frequency of application. If using a deicer, we recommend a NaCl sodium chloride. We strongly advise against the use of other types, particularly magnesium and potassium chloride, and products that contain a blend of these chemicals.

## READ ME

Throughout our catalog, this icon is displayed with a variety of products. It is our way of pointing out essential instructions unique to the particular paver to assure the best outcome when transporting, handling, installing and removing snow from the pavers.



While all pavements experience wear and tear over time, a little care and attention go a long way to avoid marring the surface early on. Protect the faces from abrasions and scratches that occur when units are slid across the top of the layer below. Do not drop them. Most important, stipulate that a urethane pad be attached to the plate of the compactor when it is run over the pavers to avoid scuffing the surface - particularly for styles with embossed and clefted faces. Do not overlook snow removal. Take precautions that the height of snow blowers and plow blades are adjusted or a poly blade is used on plow edge. Surface scratches are not covered by our warranty. If unsure what should be done, identification tags attached to every cube when the product is delivered provide the information you need to know.

## VISIT OUR WEBSITE TO LEARN MORE

We invite you to visit our website [PaversbyIdeal.com](http://PaversbyIdeal.com). It offers a wealth of information including:

- Where to buy
- Photo gallery
- Easy to follow how-to instructions
- Product literature
- Paver and Wall Comparison Charts
- Patterns
- Wall Guide to selecting the best style
- Technical specifications
- Contractor Paver and Wall Guides
- Cross sections and drawings
- Case studies
- Cleaning and sealing guide

## COLOR & PRODUCT PACKAGING DIRECTORY

Please note: Product offerings may change during the year. Please visit [www.PaversbyIdeal.com](http://www.PaversbyIdeal.com) for the most up-to-date Color and Product Packaging Directory information.



## AFFILIATED ORGANIZATIONS

Ideal proudly supports ICPI, NECMA, and NHExpo by taking an active leadership role in developing standards and best practices that serve to advance the industry for its members, community, and constituency.





# PROFESSIONALLY INSTALLED OR DO-IT-YOURSELF? WE CAN HELP!

Deciding often depends on the size and scope of the work, as well as how ambitious you are. While small walks may be a weekend project, others will take far longer. Your Pavers by Ideal dealer can suggest contractors suited for your project. Be sure to check references, visit projects they have installed, make sure they have insurance and...get it in writing!!



Visit our website [www.PaversbyIdeal.com](http://www.PaversbyIdeal.com) for more helpful tips on hiring a contractor. For the ambitious DIY-er we have easy-to-follow instructions that will guide you step-by-step for beautiful results. Ask your *Ideal Authorized Dealer* for one of our paver or wall installation booklets or download them from our website.

## PAVER INSTALLATION

- Excavate and thoroughly compact area to be paved.
- Install and compact base in 2-4" layers (1 1/2" processed gravel or 3/4 crusher run).
  - Typically 4-6" deep for walkways and patios
  - Typically 6-8" deep for pool decks (see your Dealer for more information)
  - Typically 8-12" deep for driveways
- Install edge restraints directly on the base and secure with 10" steel spikes.
- Spread coarse concrete sand and screed to a uniform depth of 1" thick.
- Starting from a 90° corner, place pavers in desired pattern and cut where necessary to fit. Use 2 3/8" thick pavers for most residential applications and 3 1/8" thick pavers for commercial vehicles.
- Compact the pavers into the sand bed with a plate compactor or rubber mallet.
- Sweep dry sand into joints and compact. Repeat procedure until the joints are full.

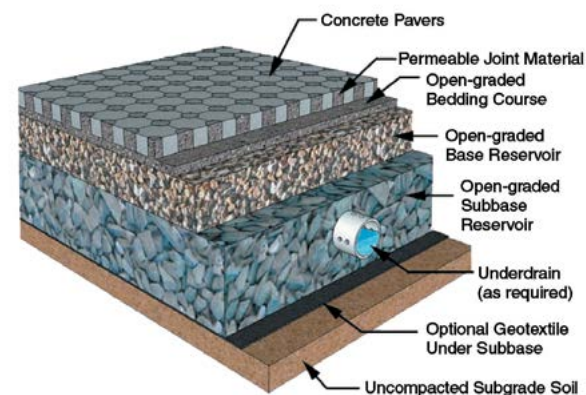
*Note: Poor draining soils, such as clay, may require additional excavation and base material and the use of a woven geotextile fabric.*



## PERMEABLE PAVER INSTALLATION

The installation method is similar to our regular pavers with a few important differences.

- While processed gravel can be used as a base, we recommend open-graded stone, preferably 1 1/2" open-graded crushed stone, for peak performance.
- Deeper excavation is required.
  - Typically at least 6-8" for walkways and patios
  - Typically a minimum of 8-12" for driveways
- The setting bed increases to 2".
- 3/8" crushed stone is used for the setting bed.
- 1/4" chip stone is used to fill the joints and openings.
- Edge restraint requires the use of the Berm Method, CurbStone Edging or SEK PermEdge.

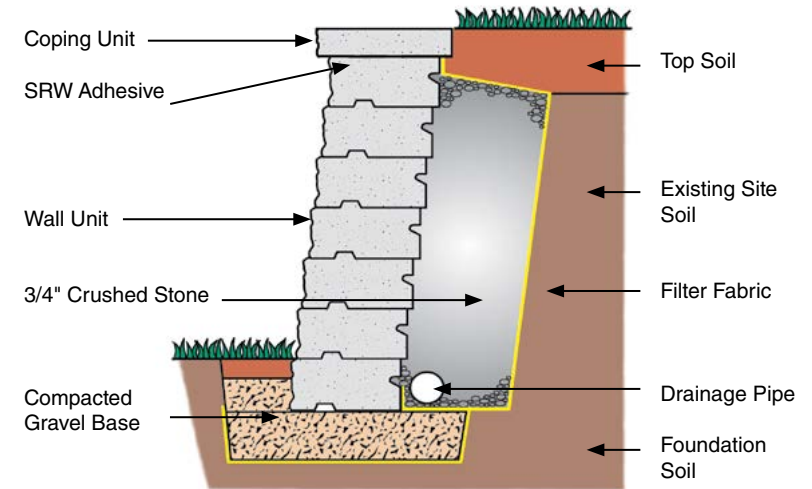




# RETAINING WALL INSTALLATION

Retaining walls under 4' high are usually built as a gravity wall, where the weight, depth and set-back of the units provide resistance.

- Excavate a trench about 12" deep by 24" wide for the length of the wall. Compact the subgrade soil thoroughly and line the excavated area with landscape fabric.
- Fill the trench with 1 1/2" processed gravel or 3/4" crusher run base material and firmly compact in 2-3" layers until base is 6" thick.
- Place and level the first course of wall units on the base.
- Place perforated pipe behind the wall for drainage and backfill with 3/4" crushed stone.
- Place successive courses by stacking wall units on top of the row below, staggering joints as you go.
- Depending on the style wall selected, units will connect and automatically step back with plugs or a tongue and groove.
- Backfill with 3/4" crushed stone behind each course and in each core of the block if applicable and compact.
- Finish the wall by attaching coping units with Ideal's SRW adhesive.



## SPECIAL CONSIDERATIONS

Walls 4' and higher, terraced walls, sites with weak or wet soils, slopes and other loading conditions, such as a driveway above the wall, require special consideration. These should be built as reinforced walls using other construction techniques, including the use of geogrid. A soils engineer and a professional contractor should be used for these situations.

GravityStone® retaining walls, pillars, and free-standing walls require different construction methods. Please see our wall guides available at [www.PaversbyIdeal.com](http://www.PaversbyIdeal.com) for more information on installation.

Play it safe and contact your *Pavers by Ideal® Authorized Dealer* for more information regarding the above special considerations.

**WALL GUIDE CHART**

Product	Double-Sided Free Standing	Sitting Wall	Garden Wall <27"	Retaining Wall <48"	Retaining Walls >48" <72"	Retaining Walls >72" <96"	Retaining Walls >96"
Ancestral Wall	A Best Choice	A Best Choice	A Best Choice	Up to 24"	No	No	No
Olde Boston WallStone	Yes	Yes	A Best Choice	No	No	No	No
Roman Pisa	No	No	Yes	Yes	Yes with Grid	Yes with Grid	Yes with Grid
Fat Face	No	No	Yes	Yes	Yes with Grid	Yes with Grid	Yes with Grid

### Trademark Information

Andover Collection,™ StoneCleft, Andover Collection,™ Smooth, Andover 5511,™ Boston Colonial Pavers,® Yankee Cobble,™ MillStone,™ BrookStone,™ Portsmouth Cobble,™ CastStone,™ Coping, CurbStone,™ ScapeStone,™ ScapeStone XL,™ Olde Boston™ Wall, Ancestral™ WallStone & Coping, Chelmsford™ Step, Carlisle,™ Pillar Cap, RockPort™ Steps, Universal Coping,™ Color with 4D Technology,™ are trademarks of Ideal Concrete Block Co.

Ideal is contracted to produce a number of products under exclusive license agreements

Roman Pisa® is a registered trademark of RisiStone.

Fat Face,® is a registered trademark of Westblock Products, Inc.

Aqua-Bric® and Aqua-Bric 8™ are registered trademarks of Advanced Pavement Technology

Colorfalls™ is a trademark of Atlantic® Water Gardens.





**QUALITY • SERVICE • RELIABILITY**

**The Ideal Way** - Most likely you know us as Pavers by Ideal®, a registered trademark of Ideal Concrete Block Co., the name we market our line of hardscape products under. As a 4th generation family-owned business, we pride ourselves in honoring the Ideal tradition of quality and service which has been proudly passed along through four generations of the Burgoyne family.

**Our commitment to quality** - We take great pride in producing the finest concrete products available. They are manufactured according to strict industry specifications and are then benchmarked by our own exacting internal standards. Our commitment to excellence ensures superb quality, exceptional strength, lasting durability, and consistent, rich color.

**Ideal...a name you can rely on!** - We have made New England our home for over 99 years and were one of the first companies in the United States to manufacture concrete pavers. We bring you over 45 years of experience and have sold millions of square feet of pavers and countless walls throughout New England! You can feel confident using Ideal. Our products are backed by a Lifetime Warranty and our name. After all, you might say we are time tested...since 1923.

**We are here for you** - Ideal values our relationship with our customers. We have partnered with an extensive network of Authorized Dealers throughout New England who share our core values to provide responsive customer service and expertise that meets your needs.

*Thank you,  
The Burgoyne Family*



[www.facebook.com/PaversbyIdeal](https://www.facebook.com/PaversbyIdeal)  
[www.instagram.com/PaversbyIdeal](https://www.instagram.com/PaversbyIdeal)  
[www.twitter.com/ByPavers](https://www.twitter.com/ByPavers)

**[www.PaversbyIdeal.com](http://www.PaversbyIdeal.com)**

45-55 Power Road, Westford, MA 01886  
232 Lexington Street, Waltham, MA 02452  
Phone: 781.894.3200 | Fax: 978.692.0817