

belvedere collection



OBERFIELDS LLC®
SOLID PERFORMANCE IN CONCRETE PRODUCTS®

ROSETTA®

THE LOOK AND FEEL OF NATURE



BELVEDERE COLLECTION

inviting, enhancing, enduring

www.discoverrosetta.com



OBERFIELDS LLC®
SOLID PERFORMANCE IN CONCRETE PRODUCTS®

614-252-0955

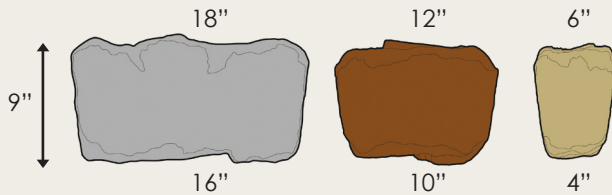
419-225-6761

800-845-7644

www.oberfields.com

WALL PALLET: 27 s.f., 2,475 lbs

Each pallet contains 12 each of the following sizes at 6" high and 12 each at 3" high.

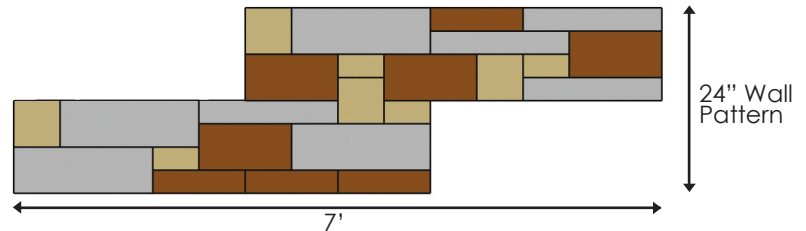
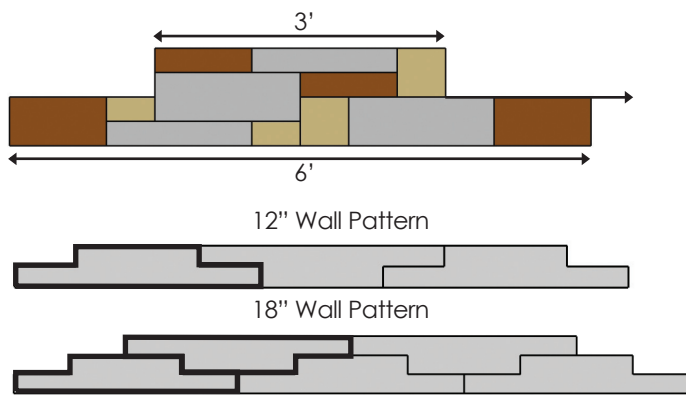


FEATURES

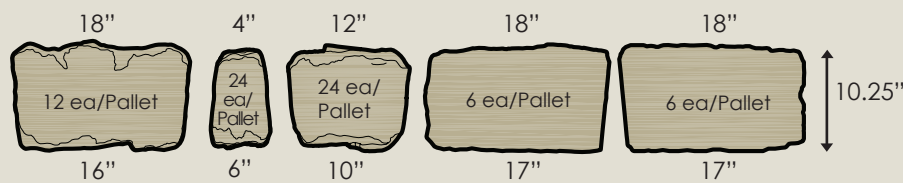
- **Natural stone texture** on both front and back.
- Attractive **freestanding** and **retaining** walls possible.
- Dimensional = **fast installation and no waste.**
- **Natural color blends** available.
- Walls, columns, steps and more = **creative possibilities**



RETAINING WALL PATTERNS



COPING PALLET: 66 l.f. 1,550 lbs. All caps 2.25" thick nominal.



COLOR



CUYAHOGA

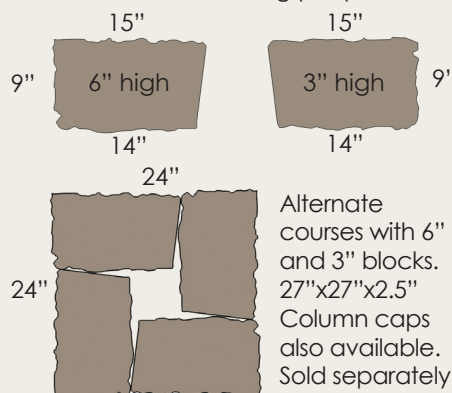
ONE CORNER PALLET = ONE 36" COLUMN



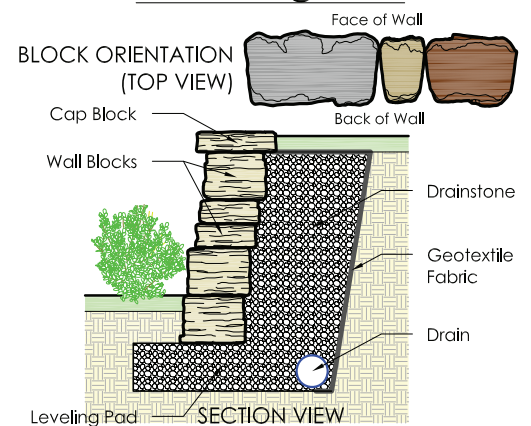
CORNER PALLET:

24 s.f. 1,520 lbs

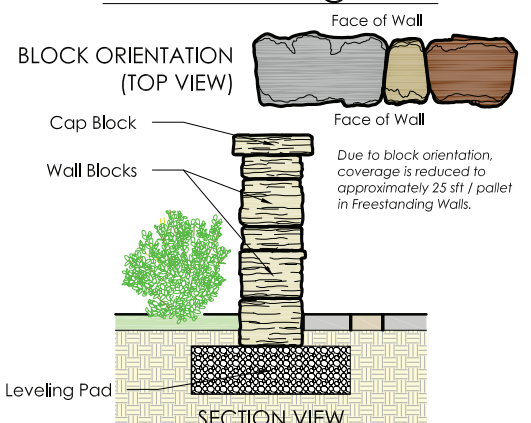
16 each of the following per pallet



Retaining Wall



Freestanding Wall



(See Technical Guide for Wall Design and Construction Details)