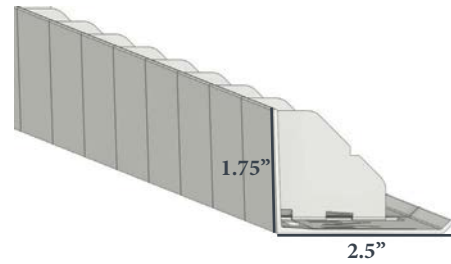


Quick-E-Hybrid HD Edging



Basics (0)

0.1 Application

A. The application involves the installation of aluminum edging on substrates compliant with ASTM D2940 (dense grade) and ASTM No. 57 (open grade) specifications.

0.2 System Description

A. The Hybrid Edging system is to be implemented over a compacted base material of ASTM D2940 or ASTM No.57, measuring a minimum of 10 inches in thickness.

0.3 Base

A. For ASTM D2940(dense grade) applications: Utilize a substrate with a thickness of 10 inches or more, conforming to ASTM D2940 standards.

B. For ASTM No.57 (open Grade) applications: Employ a base material with a thickness of 10 inches or more, meeting ASTM No. 57 specifications.

0.4 Storing Product

Edging: Store the edging product in any suitable location.

Stakes: Store the stakes in a moisture-free environment to ensure their structural integrity.

Composition & Material (1)

1.1 Physical Characteristics

A. Profile:

The L-shaped profile of the edging system has been meticulously engineered, featuring a base dimension of 2.5 inches and a vertical beam measuring 1.75 inches.

B. Composition:

The composition consists of high-strength 6063/T6 aluminum.

C. Edge Restraint

C.1 Flexibility:

The system exhibits remarkable flexibility, capable of accommodating a 6-inch radius and facilitating bends to complete interior or exterior 90° angles.

C.2 Fasteners:

Utilize Hybrid stakes with dimensions of 10 inches in length and 3 inches in width for ASTM No. 57 (open grade). (a3 B.)

Employ non-galvanized 10" x 3/8" spikes designed for ASTM D2940 (dense grade) applications. (a3 A.)

1.2 Edging Performance

A. The performance of the edging system is contingent upon adherence to precise installation specifications.

B. Specifications:

B.1 Deformation:

The edging system exhibits exceptional resistance, withstanding a deformation lateral force of 1,093 pounds per 6.6 feet length.

Installation (2)

2.1 Base

A. Ensure ASTM No.57 (open grade) or ASTM D2940 (dense grade) a compacted state at 98% proctor density extend 12" beyond material being retained.

2.2 Prep

A. Installation takes place subsequent to the bedding layer and pavers. Employ the Quick-E-Sand Plow to trim the bedding layer down to the top of the base material.

The edging base must exhibit a flat surface devoid of any deviations.

2.3 Edge Restraint

A. Ensure precise positioning of the edge restraint by firmly situating it on the base, with the vertical beam tightly aligned to the edge.

2.4 Instillation:

A. Align edge restraint tight to base a vertical beam tight to product being retained. If retaining curved applications cut in appropriate locations.

B. Fastening:

B.1 To secure 10 x 3/8" non-galvanized spikes for dense grade, ASTM D2940, Hybrid Edging has multiple pairs of spike holes that receive pairs of spikes. In each installed spike pair, the spikes should be oriented at a converging angle. Each spike pair should be separated by no more than two unused pairs of spike holes (maintaining a minimum spacing of 12.5 inches between spikes)

B.2 Implement non-galvanized, Quick-E-Hybrid Stakes for open grade, ASTM No.57 insert Hybrid Stake in every third v cut out (with a minimum spacing of 18 inches between Hybrid stakes)

C. Connection:

C.1 Utilize a flip-up tab mechanism, fostering a continuous connection between edging pieces. It is imperative to lay the pieces from left to right for simplicity of install.


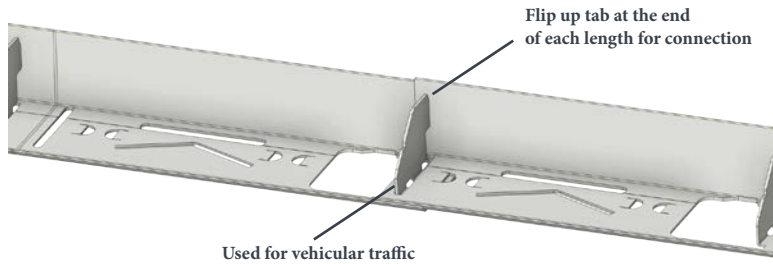
C.2 In the context of commercial or driveway applications, it is imperative to elevate all tabs to guarantee vertical beam integrity.

2.5 Landscaping

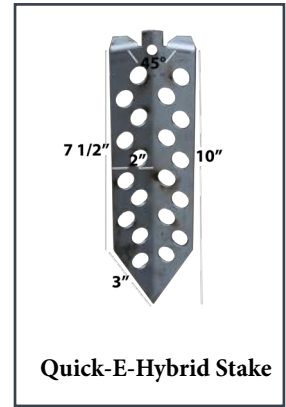
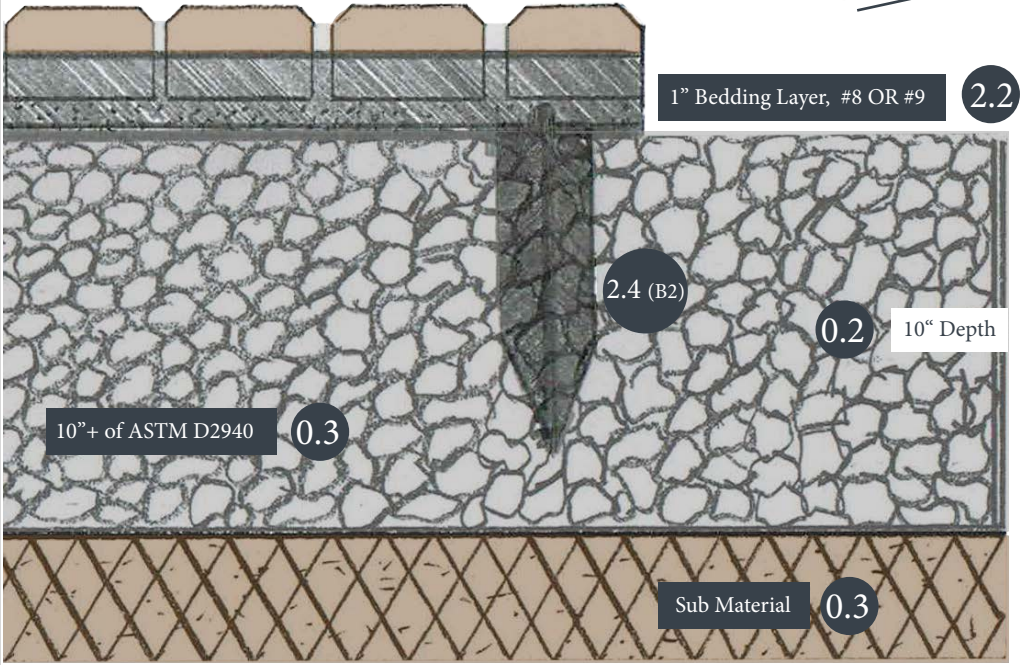
A. Dense Grade: Fill the area with backfill material over the edging and proceed with the landscaping process.

B. Open Grade: Implement filter fabric then proceed to backfill with landscaping process





3.1 Open Grade




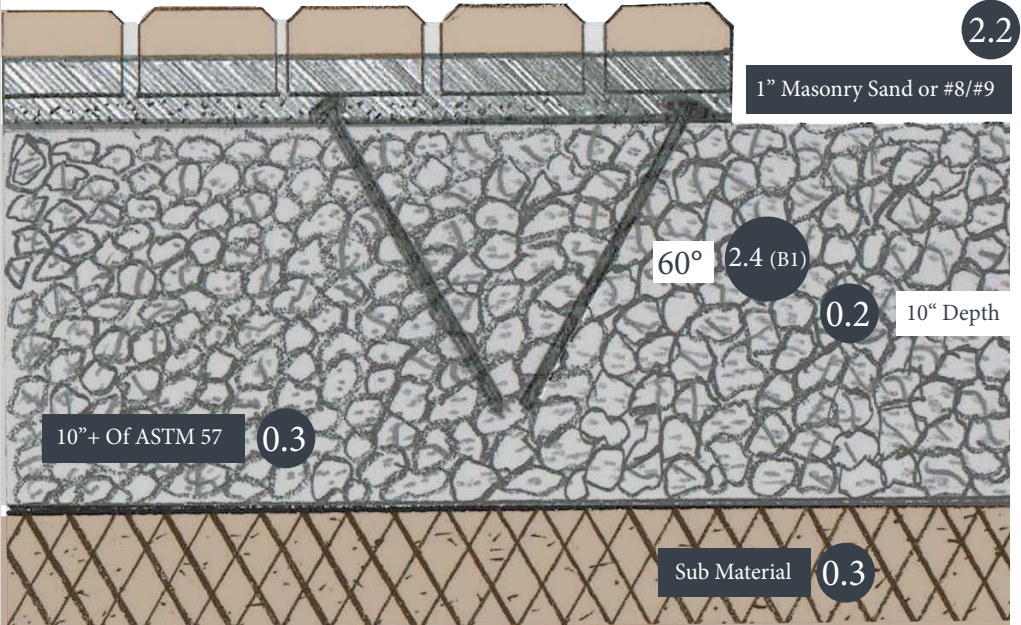
Quick-E-Hybrid Stake

4.1 Ratio

- 150 stakes (2 boxes) per 200 LF of Edging
- Recommend 18" between stakes

*To see more read section 2.4 (B) under fastening

3.2 Dense Grade




Spike

4.2 Ratio

- 180 Spikes per 200 LF of Edging
- Recommend 12 1/2 between spikes

*To see more read section 2.4 (B) under fastening



Contact us at:
info@pavetool.com
 860-860-8665

