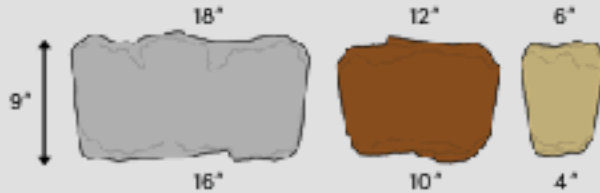


WALL PALLET: 27 s.f., 2,475 lbs

Each pallet contains 12 each of the following sizes at 6" high and 12 each at 3" high.

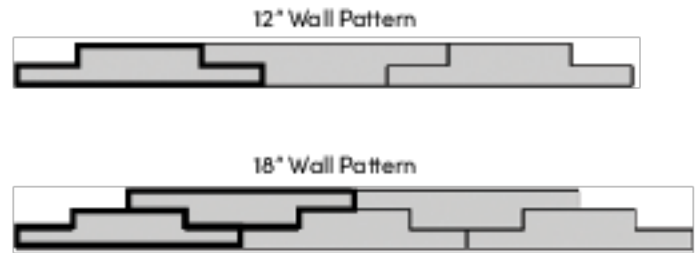
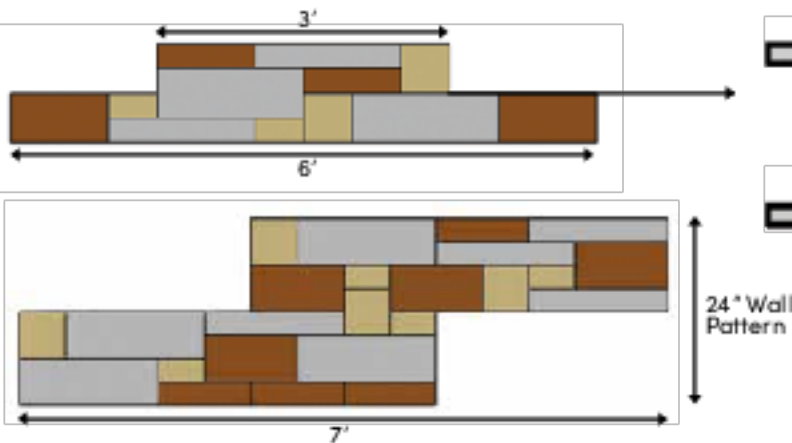


FEATURES

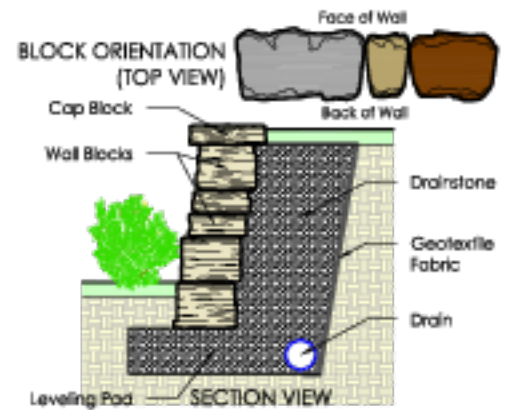
- Natural stone texture on both front and back.
- Attractive **freestanding** and **retaining** walls possible.
- Dimensional - **fast installation and no waste.**
- Natural color blends available.
- Walls, columns, steps and more - **creative possibilities**




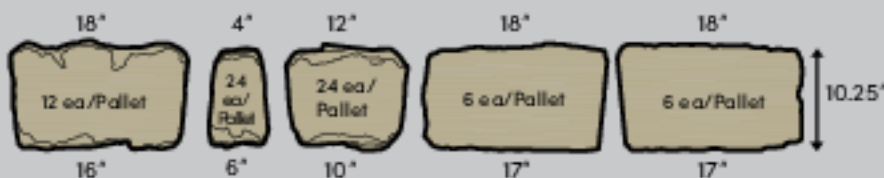
RETAINING WALL PATTERNS



RETAINING WALL



COPING PALLET: 66 l.f., 1,550 lbs. All caps 2.25" thick nominal.



CORNER PALLET:

24 s.f., 1,520 lbs

16 each of the following per pallet



FREESTANDING WALL

