



FLUAZINAM	GROUP 29	FUNGICIDE
ACIBENZOLAR-S-METHYL	GROUP P01	FUNGICIDE

Fungicide


For use to control listed diseases of golf course turf

Active Ingredient:

Fluazinam ¹	40.0%
Acibenzolar-S-methyl ²	0.6%
<hr/>	
<i>Other Ingredients:</i>	59.4%
<i>Total:</i>	100.0%

¹ CAS No. 79622-59-6
² CAS No. 135158-54-2

Secure Action is a suspension-concentrate formulation that contains 4.12 lb fluazinam and 0.06 lb acibenzolar-S-methyl per gallon.



PULL HERE TO OPEN ►

KEEP OUT OF REACH OF CHILDREN
CAUTION/ PRECAUCIÓN

Si usted no entiende la etiqueta, busque a alguien para que se la explique a usted en detalle. (If you do not understand the label, find someone to explain it to you in detail.)

See additional precautionary statements and directions for use in booklet.

Read entire label carefully and use only as directed.

**EPA Reg. No. 100-1633
 EPA Est. 086555-MO-001**

**SCP 1633A-L1 0518
 4094996**

**0.5 gallons
 Net Contents**

TABLE OF CONTENTS

- 1.0 FIRST AID**
- 2.0 PRECAUTIONARY STATEMENTS**
 - 2.1 Hazards to Humans and Domestic Animals**
 - 2.2 Personal Protective Equipment (PPE)**
 - 2.2.1 User Safety Requirements
 - 2.2.2 Engineering Controls
 - 2.2.3 User Safety Recommendations
 - 2.3 Environmental Hazards**
 - 2.4 Physical or Chemical Hazards**

DIRECTIONS FOR USE

- 3.0 PRODUCT INFORMATION**
 - 3.1 Resistance Management**
 - 3.2 Plant Safety**

continued...

DIRECTIONS FOR USE (continued)

4.0 APPLICATION DIRECTIONS

4.1 Methods of Application

4.2 Application Equipment

4.3 Application Volume and Spray Coverage

4.4 Mixing Directions

4.4.1 Secure Action Alone

4.4.2 Tank-Mix Compatibility

4.4.3 Secure Action in Tank Mixtures

5.0 RESTRICTIONS AND PRECAUTIONS

5.1 Use Restrictions

5.2 Optimum Disease Control

5.3 Spray Drift Management

6.0 USE DIRECTIONS (GOLF COURSE TEES, GREENS, FAIRWAYS, AND ROUGHS)

7.0 STORAGE AND DISPOSAL

8.0 CONDITIONS OF SALE AND LIMITATION OF WARRANTY AND LIABILITY

1.0 FIRST AID

FIRST AID	
If inhaled	<ul style="list-style-type: none">• Move person to fresh air.• If person is not breathing, call 911 or an ambulance, then give artificial respiration, preferably by mouth-to-mouth if possible.• Call a poison control center or doctor for further treatment advice.
If in eyes	<ul style="list-style-type: none">• Hold eye open and rinse slowly and gently with water for 15-20 minutes.• Remove contact lenses, if present, after the first 5 minutes, then continue rinsing.• Call a poison control center or doctor for treatment advice.
Have the product container or label with you when calling a poison control center or doctor or going for treatment.	
HOT LINE NUMBER For 24-Hour Medical Emergency Assistance (Human or Animal) or Chemical Emergency Assistance (Spill, Leak, Fire, or Accident), Call 1-800-888-8372	

2.0 PRECAUTIONARY STATEMENTS

2.1 Hazards to Humans and Domestic Animals

CAUTION/PRECAUCIÓN

Harmful if inhaled. Causes moderate eye irritation. Avoid contact with eyes or clothing. Avoid breathing vapor or spray mist. Prolonged or frequently repeated skin contact may cause allergic reactions in some individuals. Wash thoroughly with soap and water after handling and before eating, drinking, chewing gum, using tobacco or using the toilet. Remove and wash contaminated clothing before reuse.

2.2 Personal Protective Equipment (PPE)

Applicators and other handlers must wear:

- Long-sleeved Shirt and Long Pants
- Socks and Shoes
- Chemical-resistant Gloves made of: Barrier Laminate, Butyl Rubber ≥14 mils, Neoprene Rubber ≥14 mils, Nitrile Rubber ≥14 mils, PolyVinyl Chloride (PVC) ≥14 mils, or Viton® ≥14 mils

2.2.1 USER SAFETY REQUIREMENTS

Do not allow contact of contaminated clothing with unprotected skin. Discard clothing and other absorbent materials that have been drenched or heavily contaminated with this product's concentrate. Do not reuse them. Follow manufacturer's instructions for cleaning/maintaining PPE. If no such instructions for washables exist, use detergent and hot water. Keep and wash PPE separately from other laundry.

2.2.2 ENGINEERING CONTROLS

When handlers use closed systems, or enclosed cabs, in a manner that meets the requirements listed in the Worker Protection Standard (WPS) for agricultural pesticides [40 CFR 170.240 (d) (4-6)], the handler PPE requirements may be reduced or modified as specified in the WPS.

IMPORTANT: When reduced PPE is worn because a closed system is being used, handlers must be provided all PPE specified above for “applicators and other handlers” and have such PPE immediately available for use in an emergency, including a spill or equipment break-down. Do not allow contact between contaminated sprayer parts and unprotected skin. Ensure sprayer is washed down daily.

2.2.3 USER SAFETY RECOMMENDATIONS

Users should:

- Wash hands before eating, drinking, chewing gum, using tobacco or using the toilet.
- Remove clothing/PPE immediately if pesticide gets inside. Then wash thoroughly and put on clean clothing.
- Remove PPE immediately after handling this product. Wash the outside of gloves before removing. As soon as possible, wash thoroughly and change into clean clothing.

2.3 Environmental Hazards

This product is toxic to fish and aquatic invertebrates. Do not apply directly to water, or to areas where surface water is present or to intertidal areas below the mean high water mark. Do not contaminate water when cleaning equipment or disposing of equipment washwater or rinsate. Do not apply when weather conditions favor drift from treated areas. Runoff and drift from treated areas may be hazardous to aquatic organisms in neighboring areas.

2.4 Physical or Chemical Hazards

Do not use with or store near any oxidizing agents as hazardous chemical reaction may occur.

DIRECTIONS FOR USE

It is a violation of Federal Law to use this product in a manner inconsistent with its labeling.

DO NOT apply this product in a way that will contact workers or other persons, either directly or through drift. Only protected handlers may be in the area during application. For any requirements specific to your State or Tribe, consult the agency responsible for pesticide regulation.

FAILURE TO FOLLOW THE USE DIRECTIONS AND PRECAUTIONS ON THIS LABEL MAY RESULT IN TURF INJURY, POOR DISEASE CONTROL, AND/OR ILLEGAL RESIDUES.

NON-AGRICULTURAL USE REQUIREMENTS

The requirements in this box apply to uses of this product that are not within the scope of the Worker Protection Standard for agricultural pesticides, 40 CFR Part 170. The WPS applies when this product is used to produce agricultural plants on farms, forests, nurseries, or greenhouses. Turf grasses on golf courses are not within the scope of the Worker Protection Standard.

Do not enter or allow others to enter the treated area until sprays have dried.

3.0 PRODUCT INFORMATION

Secure Action is a broad spectrum fungicide for use to control diseases of turf grasses on golf courses only. Secure Action is an excellent disease control agent when used according to label directions for control of a broad spectrum of turf diseases. Secure Action couples a contact fungicide with a systemic compound used for control and suppression of disease through induction of host plant resistance.

Secure Action exhibits a unique mode of action, beyond fluazinam alone, which mimics the natural Systemic Activated Resistance (SAR) response found in most plant species. This SAR response does not involve direct activity against the target pathogens. For best performance, follow these directions:

- Apply Secure Action to turf foliage early, before disease symptoms become severe, and ideally prior to disease development

- Secure Action, in addition to being a contact fungicide, moves systemically within the plant; however, uniform spray coverage is essential for best performance. Apply Secure Action by ground application in sufficient water to ensure uniform coverage. See instructions for specific directions.
- Secure Action mimics the SAR response in plants. Maximum disease control is normally obtained 4 days after a Secure Action application.

Secure Action provides added protection against certain diseases in turf. Secure Action provides added protection to reduce disease levels in curative applications.

3.1 Resistance Management

FLUAZINAM	GROUP	29	FUNGICIDE
ACIBENZOLAR-S-METHYL	GROUP	P01	FUNGICIDE

For resistance management, please note that Secure Action contains both a Group 29/[fluazinam] and Group P01/[acibenzolar-S-methyl] fungicide. Any fungal population may contain individuals naturally resistant to Secure Action and other Group 29 or Group P01 fungicides. A gradual or total loss of pest control may occur over time if these fungicides are used repeatedly in the same fields. Appropriate resistance-management strategies should be followed.

Secure Action exhibits two modes of action. With these two modes of activity, one having no direct activity on plant pathogens, the likelihood that resistance (insensitivity) will develop in the pathogens is low. Secure Action is effective for strategic use in fungicide disease management programs that attempt to minimize disease resistance to fungicides. Secure Action has a multi-site mode of action that disrupts the energy production in the fungus. It is listed in FRAC code 29, as an uncoupler of oxidative phosphorylation. Some other fungicides, which are at risk

from disease resistance, exhibit a single-site mode of fungicidal action. Secure Action, with its multi-site mode of action, may be used to prevent or delay the development of resistance to single-site fungicides when used as a tank-mix partner or alternated in a disease management program.

Secure Action has demonstrated excellent control of *Sclerotinia homeocarpa* strains (causing Dollar Spot) that are resistant to several other classes of fungicides.

Consult with your Federal or State Cooperative Extension Service representatives for guidance on the proper use of Secure Action in programs that seek to minimize the occurrence of disease resistance to other fungicides. Secure Action is an excellent partner for those products that specify the use of a protectant or other fungicide that has a different mode of action.

INTEGRATED PEST MANAGEMENT

Secure Action is recommended for use in programs that are compatible with the principles of Integrated Pest Management (IPM), including the use of disease-resistant turf varieties, cultural practices, biological-control agents, pest scouting and disease-forecasting systems aimed at preventing economic pest damage, and reducing unnecessary applications of pesticides. Follow practices known to reduce disease development. Consult your state cooperative extension service or local agricultural authorities for additional IPM strategies established in your area.

Secure Action may be used in State Agricultural Extension advisory (disease forecasting) programs that direct application timing based on environmental factors which favor disease development.

3.2 Plant Safety

Although Secure Action has been evaluated on several turf species with no indication of phytotoxicity, neither the manufacturer nor seller has determined whether or not Secure Action can be used safely on all turf species. Determine if Secure Action can be used safely prior to commercial use by testing for phytotoxicity on the type of turf to be treated.

4.0 APPLICATION DIRECTIONS

4.1 Methods of Application

Secure Action can be used effectively in dilute sprays.

4.2 Application Equipment

Secure Action may be applied with all types of spray equipment normally used for ground applications on golf courses.

4.3 Application Volume and Spray Coverage

Thorough, uniform coverage is essential for disease control.

Use a pump with capacity to maintain the correct rated pressure for the nozzles selected. Maintain sufficient agitation to keep mixture in suspension. Use a jet agitator, liquid sparge tube, or mechanical paddle for agitation.

Use screens to prevent nozzles from clogging. Use 50-mesh or coarser screens placed after the tank and before the nozzles. Check nozzle manufacturer's specifications. For more information on spray equipment and calibration, consult sprayer manufacturer's and state recommendations.

Apply Secure Action in sufficient water to obtain adequate uniform coverage of the turf. Apply in a minimum spray volume of 40 gal of water per acre on fairways and 90 gal of water per acre on tees and greens.

4.4 Mixing Directions

Slowly invert container several times to assure uniform mixture.

Prepare only the amount of spray mixture required for immediate use. Thoroughly clean spray equipment before using this product. Vigorous agitation is necessary for proper dispersal of the product. Maintain maximum agitation throughout the spraying operation. Do not allow spray mixture to stand overnight or for prolonged periods in the spray tank. Thoroughly clean spraying equipment immediately after the application.

4.4.1 SECURE ACTION ALONE

Fill the spray tank with half of the required amount of water with the agitator running, add Secure Action to the spray tank. Continue agitation while adding the remainder of the water. Begin application of the solution after Secure Action has completely dispersed into the mix water. Maintain agitation until all of the mixture has been applied.

4.4.2 TANK-MIX COMPATIBILITY

Secure Action is physically compatible with many products used for control of diseases, liquid fertilizers, growth regulators, insecticides and biological control products. If tank mixes are desired, read and follow all directions, precautions, and limitations on labeling of all products used. This product must not be mixed with any product which prohibits such mixing. It is the applicator's responsibility to ensure that the companion product is EPA approved for use on the intended site. Tank mixtures or other applications of products referenced on this label are permitted only in those states in which the referenced products are registered.

Secure Action is compatible with the products referenced on this label, provided sufficient free water is available for dispersion of all the tank mix products. However, evaluate the physical compatibility of Secure Action with tank mix partners before use.

Conduct a jar test with intended tank-mix products prior to preparation of large volumes. Use the following procedure:

- Pour the specified proportions of the products into a suitable container of water
- Mix thoroughly and allow to stand for 5 minutes.

If the combination remains mixed or can be re-mixed readily, it is considered physically compatible. Any physical incompatibility in the jar test indicates that Secure Action is not to be used in the tank-mix.

Consult compatibility charts or your local or state agricultural authorities for additional compatibility information.

4.4.3 SECURE ACTION IN TANK MIXTURES

To prepare spray solution, add 1/2 of the required amount of water to the mix/ sprayer tank. Start the agitator running before adding any tank mix partners. Add tank mix partners in this order: products packaged in water-soluble packaging, wettable powders, wettable granules (dry flowables), liquid flowables (including Secure Action), liquids, and emulsifiable concentrates. Always allow each tank mix partner to become fully dispersed before adding the next product. Provide sufficient agitation while adding the remainder of the water. Maintain agitation until all of the mixture has been applied.

When using Secure Action in tank mixtures, add all products in water-soluble packaging to the tank before any other tank mix partner, including Secure Action. Allow the water-soluble packaging to completely dissolve and the product(s) to completely disperse before adding any other tank mix partner to the tank.

5.0 RESTRICTIONS AND PRECAUTIONS

5.1 Use Restrictions

In the State of New York, **DO NOT** apply Secure Action within 100 feet of water bodies that are connected to other off-site surface waters.

- **DO NOT** apply Secure Action to home lawns (turf) or any other residential turf.
- **DO NOT** apply Secure Action by aerial application.
- **DO NOT** apply Secure Action through any irrigation system.

- **DO NOT** apply Secure Action within 25 feet of permanent water bodies (lakes, reservoirs, rivers, permanent streams, marshes or natural ponds, and estuaries).
- **DO NOT** apply Secure Action when the wind direction is toward aquatic areas to minimize drift to these areas.

5.2 Optimum Disease Control

- Use Secure Action in a Preventative Disease Control Program.
- Apply in sufficient water to ensure thorough coverage.
- Apply after mowing or allow sprayed area to completely dry before mowing.
- For control of foliar diseases, allow sprayed area to completely dry before irrigation.
- For optimum turf quality and disease control, use Secure Action in conjunction with turf management practices that promote good plant health and optimum disease control.
- Evaluate spray additives prior to use. Label directions are based on data obtained with no additives.
- Before use of any fungicide, proper identification of the organism causing the disease is important. Use of diagnostic kits or other means of identification of the disease organism is essential to determine the best control measures.

5.3 Spray Drift Management

AVOIDING SPRAY DRIFT AT THE APPLICATION SITE IS THE RESPONSIBILITY OF THE APPLICATOR. The interaction of many equipment and weather related factors determine the potential for spray drift. The applicator is responsible for considering all these factors when making decisions. Where states have more stringent regulations, they must be observed.

6.0 USE DIRECTIONS (GOLF COURSE TEES, GREENS, FAIRWAYS, AND ROUGHS)

Turfgrass on Golf Courses only			
See Section 3.0 .			
Disease / Pathogen Controlled	Use Rate (fl oz/1000 sq ft)	Application Interval (days)	Application Timing
Dollar Spot <i>Sclerotinia homeocarpa</i>	0.5	14-21	Apply as a preventative disease program, starting when conditions become favorable for disease. For broad spectrum disease control, tank mix with the labeled rate of one of the following fungicides: Velista® (penthiopyrad), Banner MAXX® II (propiconazole), Headway® (azoxystrobin, propiconazole), or Concert® (propiconazole, chlorothalonil).
Leaf Spot, Melting-out Brown Blight <i>Drechslera</i> species, including <i>D. poae</i> , <i>D. siccans</i> <i>Bipolaris</i> species, including <i>B. cynodontis</i>	0.5	14	Apply when conditions become favorable for disease. For broad spectrum disease control tank mix with the labeled rate of one of the following fungicides: Velista (penthiopyrad), Banner MAXX II (propiconazole), Headway (azoxystrobin, propiconazole), or Concert (propiconazole, chlorothalonil).

continued...

Turfgrass on Golf Courses only			
See Section 3.0 .			
Disease / Pathogen Controlled	Use Rate (fl oz/1000 sq ft)	Application Interval (days)	Application Timing
Brown Patch Large Patch <i>Rhizoctonia solani</i>	0.5	14	Begin applications in May or June before disease is present for Brown patch. To control Large patch, apply in fall when temperature drops below 70°F. For broad spectrum control or for control greater than 14 days, tank mix with the labeled rate of one of the following fungicides: Velista (penthiopyrad), Banner MAXX II (propiconazole), Heritage® (azoxystrobin), Heritage Maxx (azoxystrobin), or Headway (azoxystrobin, propiconazole).
Red Thread <i>Laetisaria fuciformis</i>	0.5	14	Apply when conditions become favorable for disease.

Disease / Pathogen Controlled	Use Rate (fl oz/1000 sq ft)	Application Interval (days)	Application Timing
Anthracnose <i>Colletotrichum cereale</i>	0.5	14	Apply prior to infection. Alternate or mix Secure Action with another fungicide for Anthracnose disease prevention including: Velistar (penthiopyrad), Daconil® Action (chlorothalonil, acibenzolar-S-methyl), Daconil WeatherStik® (chlorothalonil), Daconil Ultrex® Turf Care® (chlorothalonil), Banner MAXX II (propiconazole), Medallion® (fludioxonil), Headway (azoxystrobin, propiconazole), Concert (propiconazole, chlorothalonil), Renown® (chlorothalonil, azoxystrobin), or Instrata® (chlorothalonil, propiconazole).
Gray Snow Mold <i>Typhula</i> species Pink Snow Mold <i>Microdochium nivale</i>	0.5	Late Fall	Apply one to two applications in the late fall before snow cover. Restriction: Do not apply on top of the snow. For optimum disease control tank mix with the labeled rate of one of the following fungicides: Banner MAXX II (propiconazole), Heritage (azoxystrobin), Headway (azoxystrobin, propiconazole), Medallion (fludioxonil), or Instrata (chlorothalonil, propiconazole).

continued...

Turfgrass on Golf Courses only			
See Section 3.0 .			
Disease / Pathogen Controlled	Use Rate (fl oz/1000 sq ft)	Application Interval (days)	Application Timing
Pink Patch <i>Microdochium nivale</i>	0.5	14	Apply in the fall or early spring when conditions are favorable for disease development. For optimum disease control tank mix with the labeled rate of one of the following fungicides: Banner MAXX II (propiconazole), Heritage (azoxystrobin), Headway (azoxystrobin, propiconazole), Medallion (fludioxonil), or Instrata (chlorothalonil, propiconazole).
Stem Rust <i>Puccinia graminis</i> var. <i>graminicola</i>	0.5	14	Apply on a preventative schedule when disease conditions are favorable (cool and cloudy weather).
Algal Scum (filamentous blue-green algae/cyanobacteria)	0.5	14	Tank mix Secure Action with another fungicide including: Daconil Action (chlorothalonil, acibenzolar-S-methyl), Daconil WeatherStik (chlorothalonil), Daconil Ultrex (chlorothalonil), Daconil Zn® (chlorothalonil), Concert (propiconazole, chlorothalonil), or Renown (chlorothalonil, azoxystrobin).

Disease / Pathogen Controlled	Use Rate (fl oz/1000 sq ft)	Application Interval (days)	Application Timing
Suppression of Bacterial Wilt <i>Acidovorax</i> species <i>Xanthomonas</i> species	0.5	14	For suppression of bacterial wilt on bent and Poa greens apply Secure Action in a seasonal program with Daconil Action (chlorothalonil, acibenzolar-S-methyl) or Heritage Action (azoxystrobin, acibenzolar-S-methyl).
USE RESTRICTIONS			
1) Maximum Single Application Rate: 21.5 fl oz of product per acre (0.5 fl oz of product per 1,000 square feet). 2) Maximum Annual Rate: 258 fl oz/A/year (12 applications per year at 21.5 fl oz of product per acre per application). a. Do not apply more than 8.3 lb ai/A/year of fluazinam. b. Do not apply more than 0.12 lb ai/A/year of acibenzolar-S-methyl.			

7.0 STORAGE AND DISPOSAL

STORAGE AND DISPOSAL

Do not contaminate water, food, or feed by storage or disposal.

Pesticide Storage

Store in original container, in a secured, cool, dry place separate from food and feed. Do not store near heat or open flame.

Pesticide Disposal

Pesticide wastes are toxic. Improper disposal of excess pesticide, spray mixture or rinsate is a violation of Federal law. If these wastes cannot be disposed of by use according to label instructions, contact your State Pesticide or Environmental Control Agency or the Hazardous Waste representative at the nearest EPA Regional Office for guidance.

Container Handling

Non-refillable container. Do not reuse or refill this container. Triple rinse container (or equivalent) promptly after emptying. Triple rinse as follows: Empty the remaining contents into application equipment or a mix tank and drain for 10 seconds after the flow begins to drip. Fill the container $\frac{1}{4}$ full with water and recap. Shake for 10 seconds. Pour rinsate into application equipment or a mix tank or store rinsate for later use or disposal. Drain for 10 seconds after the flow begins to drip. Repeat this procedure two more times. Then offer for recycling if available or puncture and dispose of in a sanitary landfill, or by incineration, or by other procedures approved by state and local authorities.

8.0 CONDITIONS OF SALE AND LIMITATION OF WARRANTY AND LIABILITY

NOTICE: Read the entire Directions for Use and Conditions of Sale and Limitation of Warranty and Liability before buying or using this product. If the terms are not acceptable, return the product at once, unopened, and the purchase price will be refunded.

The Directions for Use of this product must be followed carefully. It is impossible to eliminate all risks inherently associated with the use of this product. Crop injury, ineffectiveness or other unintended consequences may result because of such factors as manner of use or application, weather or crop conditions, presence of other materials or other influencing factors in the use of the product, which are beyond the control of SYNGENTA CROP PROTECTION, LLC or Seller. To the extent permitted by applicable law, Buyer and User agree to hold SYNGENTA and Seller harmless for any claims relating to such factors.

SYNGENTA warrants that this product conforms to the chemical description on the label and is reasonably fit for the purposes stated in the Directions for Use, subject to the inherent risks referred to above, when used in accordance with directions under normal use conditions. To the extent permitted by applicable law: (1) this warranty does not extend to the use of the product contrary to label instructions, or under conditions not reasonably foreseeable to or beyond the control of Seller or SYNGENTA, and (2) Buyer and User assume the risk of any such use. TO THE EXTENT PERMITTED BY APPLICABLE LAW, SYNGENTA MAKES NO WARRANTIES OF MERCHANTABILITY OR OF FITNESS FOR A PARTICULAR PURPOSE NOR ANY OTHER EXPRESS OR IMPLIED WARRANTY EXCEPT AS WARRANTED BY THIS LABEL.

To the extent permitted by applicable law, in no event shall SYNGENTA be liable for any incidental, consequential or special damages resulting from the use or handling of this product. **TO THE EXTENT PERMITTED BY APPLICABLE LAW, THE EXCLUSIVE REMEDY OF THE USER OR BUYER, AND THE EXCLUSIVE LIABILITY OF SYNGENTA AND SELLER FOR ANY AND ALL CLAIMS, LOSSES, INJURIES OR DAMAGES (INCLUDING CLAIMS BASED ON BREACH OF WARRANTY, CONTRACT, NEGLIGENCE, TORT, STRICT LIABILITY OR OTHERWISE) RESULTING FROM THE USE OR HANDLING OF THIS PRODUCT, SHALL BE THE RETURN OF THE PURCHASE PRICE OF THE PRODUCT OR, AT THE ELECTION OF SYNGENTA OR SELLER, THE REPLACEMENT OF THE PRODUCT.**

SYNGENTA and Seller offer this product, and Buyer and User accept it, subject to the foregoing Conditions of Sale and Limitation of Warranty and Liability, which may not be modified except by written agreement signed by a duly authorized representative of SYNGENTA.

Appear®, Banner MAXX®, Concert®, Daconil®, Daconil Ultrex®, Daconil WeatherStik®,
Daconil Zn®, Headway®, Heritage®, Instrata®, Medallion®,
Renown®, Subdue Maxx®, Velista®, the ALLIANCE FRAME,
the SYNGENTA Logo and the PURPOSE ICON
are Trademarks of a Syngenta Group Company



Action™ is a trademark of Wilbur-Ellis Company, LLC.

Secure® is a trademark of Ishihara Sangyo Kaisha, Ltd.

Viton® is a trademark of E. I. duPont de Nemours and Company, Inc.

©2018 Syngenta

For non-emergency (e.g., current product information)
call Syngenta Crop Protection at 1-800-334-9481

Manufactured for:
Syngenta Crop Protection, LLC
P. O. Box 18300
Greensboro, North Carolina 27419-8300

FLUAZINAM	GROUP	29	FUNGICIDE
ACIBENZOLAR-S-METHYL	GROUP	P01	FUNGICIDE



For use to control listed diseases of golf course turf

Active Ingredient:	
Fluazinam ¹	40.0%
Acibenzolar-S-methyl ²	0.6%
Other Ingredients:	59.4%
Total:	100.0%

¹ CAS No. 79622-59-6

² CAS No. 135158-54-2

Secure Action is a suspension-concentrate formulation that contains 4.12 lb fluazinam and 0.06 lb acibenzolar-S-methyl per gallon.

EPA Reg. No. 100-1633 EPA Est. 086555-MO-001

**KEEP OUT OF REACH OF CHILDREN
CAUTION/PRECAUCIÓN**

Si usted no entiende la etiqueta, busque a alguien para que se la explique a usted en detalle. (If you do not understand the label, find someone to explain it to you in detail.)

0.5 gallons Net Contents

See additional precautionary statements and directions for use in booklet.

Read entire label carefully and use only as directed.

FIRST AID

If inhaled: Move person to fresh air. If person is not breathing, call 911 or an ambulance, then give artificial respiration, preferably by mouth-to-mouth if possible. Call a poison control center or doctor for further treatment advice.

If in eyes: Hold eye open and rinse slowly and gently with water for 15-20 minutes. Remove contact lenses, if present, after the first 5 minutes, then continue rinsing. Call a poison control center or doctor for treatment advice.

Have the product container or label with you when calling a poison control center or doctor or going for treatment.

HOT LINE NUMBER: For 24-Hour Medical Emergency Assistance (Human or Animal) or Chemical Emergency Assistance (Spill, Leak, Fire, or Accident), Call **1-800-888-8372**

The SYNGENTA Logo is a Trademark of a Syngenta Group Company

Action™ is a trademark of Wilbur-Ellis Company, LLC.

Secure® is a trademark of Ishihara Sangyo Kaisha, Ltd.

©2018 Syngenta

Manufactured for:

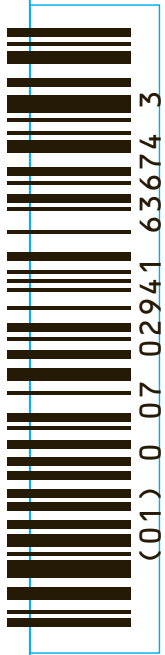
Syngenta Crop Protection, LLC

P. O. Box 18300

Greensboro, North Carolina 27419-8300

**SCP 1633A-L1 0518
4094996**





PRECAUTIONARY STATEMENTS

Hazards to Humans and Domestic Animals

CAUTION/PRECAUCIÓN

Harmful if inhaled. Causes moderate eye irritation. Avoid contact with eyes or clothing. Avoid breathing vapor or spray mist. Prolonged or frequently repeated skin contact may cause allergic reactions in some individuals. Wash thoroughly with soap and water after handling and before eating, drinking, chewing gum, using tobacco or using the toilet. Remove and wash contaminated clothing before reuse.

Environmental Hazards

This product is toxic to fish and aquatic invertebrates. Do not apply directly to water, or to areas where surface water is present or to intertidal areas below the mean high water mark. Do not contaminate water when cleaning equipment or disposing of equipment washwater or rinsate. Do not apply when weather conditions favor drift from treated areas. Runoff and drift from treated areas may be hazardous to aquatic organisms in neighboring areas.

Physical or Chemical Hazards

Do not use with or store near any oxidizing agents as hazardous chemical reaction may occur.

**SCP 1633A-L2 0518
4094992**

STORAGE AND DISPOSAL

Do not contaminate water, food, or feed by storage or disposal.

Pesticide Storage

Store in original container, in a secured, cool, dry place separate from food and feed. Do not store near heat or open flame.

Pesticide Disposal

Pesticide wastes are toxic. Improper disposal of excess pesticide, spray mixture or rinsate is a violation of Federal law. If these wastes cannot be disposed of by use according to label instructions, contact your State Pesticide or Environmental Control Agency or the Hazardous Waste representative at the nearest EPA Regional Office for guidance.

Container Handling

Non-refillable container. Do not reuse or refill this container. Triple rinse container (or equivalent) promptly after emptying. Triple rinse as follows: Empty the remaining contents into application equipment or a mix tank and drain for 10 seconds after the flow begins to drip. Fill the container 1/4 full with water and recap. Shake for 10 seconds. Pour rinsate into application equipment or a mix tank or store rinsate for later use or disposal. Drain for 10 seconds after the flow begins to drip. Repeat this procedure two more times. Then offer for recycling if available or puncture and dispose of in a sanitary landfill, or by incineration, or by other procedures approved by state and local authorities.