




PARA 500 X 250

DESCRIPTION: Slab **TEXTURE:** HD² Smooth

PALLET OVERVIEW



Specifications per pallet	Imperial	Metric
Cubing	118.40 ft²	11 m ²
Approx. Weight	3 422 lbs	1 552 kg
Number of rows	11	
Coverage per row	10.76 ft ²	1 m ²
	Length 6.56 lin. ft	2 lin. m
	Depth 13.12 lin. ft	4 lin. m



NOTES

See page 31 to 33 for more technical information.


See page 28 for more information about applications.



Unit dimensions	in	mm	Units/pallet
Height	2 ³ / ₈	60	88 units
Width	19 ¹¹ / ₁₆	500	
Length	9 ¹³ / ₁₆	250	


01 | Linear pattern

100% - 500x250




02 | Linear pattern

100% - 500x250



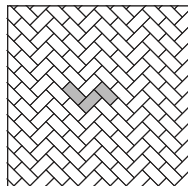
03 | Linear pattern

100% - 500x250



04 | Herringbone pattern

100% - 500x250



Patterns are for design inspiration only. The installer is responsible to calculate & purchase the correct amount of material.

Beige Cream

Greyed Nickel

Onyx Black

