




PARA 500 X 500

DESCRIPTION: Slab **TEXTURE:** HD² Smooth

PALLET OVERVIEW



Specifications per pallet	Imperial	Metric
Cubing	118.40 ft²	11 m ²
Approx. Weight	3 403 lb	1 544 kg
Number of rows	11	
Coverage per row	10.76 ft ²	1 m ²
Linear coverage per row	6.56 lin. ft	2 lin. m




NOTES

See page 31 to 33 for more technical information.


See page 28 for more information about applications.

Unit dimensions	in		mm		Units/pallet
	in	mm	in	mm	
Height	2 3/8	60			44 units
Width	19 1/16	500			
Length	19 1/16	500			



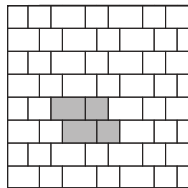
05 | Linear pattern

100% 500x500



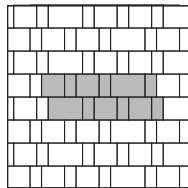
11 | Linear pattern

50% 500x750 | 50% 500x500



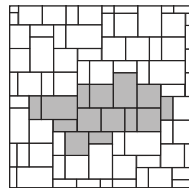
12 | Linear pattern

40% 500x500 | 32% 500x250
28% 500x750



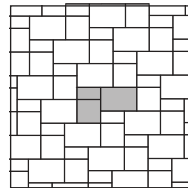
13 | Modular pattern

50% 500x500 | 25% 500x250 | 25% 500x750



14 | Herringbone pattern

50% 500x750 | 32% 500x500 | 18% 500x250



Patterns are for design inspiration only. The installer is responsible to calculate & purchase the correct amount of material.

Beige Cream

Greyed Nickel

Onyx Black

