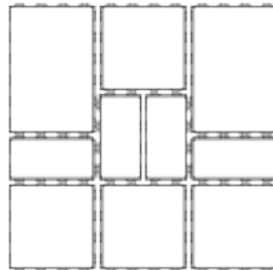




BLU 60 mm

DESCRIPTION: Slab TEXTURE: Smooth and HD² smooth

PALLET OVERVIEW



NOTES

See page 31 to 33 for more technical information. When used in a permeable pavement application, see page 99 to 104 for more technical information.

See page 28 for more information about applications.

JOINT WIDTH: 9/32" (7 mm)
% OF SURFACE OPENING: 3.0 %
INFILTRATION RATE: 57.0 in./hr (14.475 mm/hr)


Specifications per pallet	Imperial	Metric
Cubing	116.82 ft ²	10.96 m ²
Approx. Weight Smooth	3,170 lbs	1,438 kg
Approx. Weight HD ² Smooth	3,295 lbs	1,495 kg
Number of rows	11	
Coverage per row	10.62 ft ²	0.99 m ²
Linear coverage per row	9.81 lin. ft	3.02 lin. m

Unit dimensions	in	mm	Units/pallet
Height	2 3/8	60	44 units
Width	13	330	
Length	6 1/2	165	

Height	2 3/8	60	44 units
Width	13	330	
Length	13	330	

Height	2 3/8	60	22 units
Width	13	330	
Length	19 1/2	495	

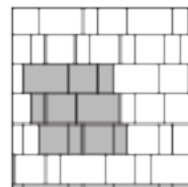
01 | Modular pattern



02 | Modular pattern



03 | Linear pattern



Patterns are for design inspiration only. The retailer is responsible to calculate & purchase the correct amount of materials.

Chestnut Brown

HD² Smooth
Smooth



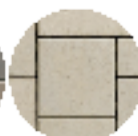
Champion Gray

HD² Smooth
Smooth



Beige Cream

Smooth



Grayed Nickel

HD² Smooth
Smooth



Shale Gray

HD² Smooth
Smooth



Days Black

HD² Smooth
Smooth

