

QUARRY™ SMOOTH

UNILOCK®

TECH SHEET

REGION CHICAGO




IMAGE
UNAVAILABLE

UNILOCK® Exclusive Technologies

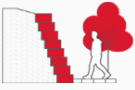
CLASSIC COAT

IMAGE
UNAVAILABLE

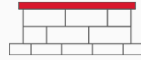
Please contact your
Unilock
Representative for
assistance.

APPLICATIONS

Note: Not all sizes are suitable for every application. Contact Unilock Representative for assistance.



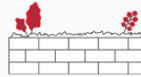
Retaining Wall



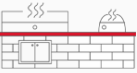
Seat Wall



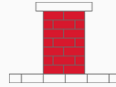
Fire Feature



Garden Wall



Outdoor Kitchen




Pillars



Water Features

COLORS

MIDNIGHT CHARCOAL FINISH: CLASSIC



12" UNIT
305mm x 114mm x 230mm
12" x 4 1/2" x 9"



15" UNIT
380mm x 114mm x 230mm
15" x 4 1/2" x 9"



9" UNIT
230mm x 114mm x 230mm
9" x 4 1/2" x 9"



CORNER
306.6mm x 114mm x 228.6mm
12" x 4 1/2" x 9"

**SANDSTONE
FINISH: CLASSIC**



12" UNIT
305mm x 114mm x 230mm
12" x 4 1/2" x 9"



15" UNIT
380mm x 114mm x 230mm
15" x 4 1/2" x 9"



9" UNIT
230mm x 114mm x 230mm
9" x 4 1/2" x 9"



CORNER
306.6mm x 114mm x 228.6mm
12" x 4 1/2" x 9"

**NATURAL GREY
FINISH: CLASSIC**



12" UNIT
305mm x 114mm x 230mm
12" x 4 1/2" x 9"



15" UNIT
380mm x 114mm x 230mm
15" x 4 1/2" x 9"



9" UNIT
230mm x 114mm x 230mm
9" x 4 1/2" x 9"



CORNER
306.6mm x 114mm x 228.6mm
12" x 4 1/2" x 9"

PACKAGING

	(114) RANDOM TAPERED RANDOM BUNDLE	CORNER
UNIT THICKNESS (MM)	114	114
LAYERS PER BUNDLE	6	3
FCFT PER BUNDLE	33.75	18.24
FCFT PER LAYER	5.63	6.08
FCFT PER UNIT	0.38	0.38
UNITS PER BUNDLE	90	48
UNITS PER LAYER	15	16
LBS PER BUNDLE	2,988.33	1,921.70
LBS PER LAYER	498.06	640.57
LBS PER UNIT	33.20	40.04

INSTALLATION NOTES

Quarry™Smooth

Applications – Design and build projects such as planters, steps, grill islands, pillars, seat walls and water features. Quarry Smooth allows for the construction of both straight and curved applications.

Capacity – walls up to 2 ft. (60 cm) in height and hardscape features up to 4 ft. (1.2m)

Recommended Base Stabilization – one layer of DriveGrid™ stabilization grid between subgrade and base material. Use under Standard Base or Permeable Base.

Standard Base – Min. 6” – 8” of ¾” Crusher Run gravel (any road base standard ¾ in accordance with ASTM-D2940) compacted to 98% Standard Proctor Density (SPD).

Alternative Permeable Base – Min. 6” – 8” of ¾” clear open-graded stone compacted to achieve full particle lock-up and consolidation. (Clear open-graded does not compact but does consolidate slightly by rattling the particles together.)

Leveling – Leveling retaining wall blocks directly on top of gravel is tedious and generally does not yield the best results. U-Grip Base units or universal base pads are recommended under all Unilock walls for improved accuracy and speedier installation. Additional benefits include long term structural integrity and an overall better appearance. Poured concrete leveling pads, reinforced with rebar, are also a great way to accomplish leveling, particularly for larger installations. You must ensure that the concrete is poured and finished perfectly in order to achieve a good visual appearance.

Connection – Mechanical (use plastic insert provided) or adhesive. Make sure surface is clear of dust before gluing. Always read adhesive manufacturers’ directions.

Handling – No specific handling instructions.

Coping - This wall does not require coping, but coping is generally used to complete the installation visually. Choose a manufactured coping such as Unilock Universal Coping or any of our natural stone coping options. Install with tight joints or 3/16” gap between units and amend with an exterior latex caulking. Cutting may be required; a diamond blade saw is required to cut coping properly. Glue all coping using a specially formulated concrete adhesive that is strong and will not break down over time. Always read adhesive manufacturers’ directions prior to gluing.

Contact Unilock Representative for actual color samples and availability. Unilock reserves the right to change product information without notice.

PDF Generated December 14, 2024, 11:47 am