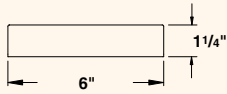
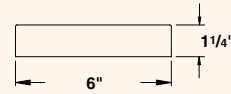


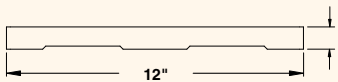
4260 Aluminum | 10 W max (hal.) | T3.5 Lamp or LED | LN-10 T3.5 Xe Std




4260M Aluminum | 10 W max (hal.) | T3.5 Lamp or LED | LN-10 T3.5 Xe Std



4261 Aluminum | 10 W max (2) (hal.) | T3.5 Lamp (2) or LED | LN-10 T3.5 Xe Std



4261M Aluminum | 10 W max (2) (hal.) | T3.5 Lamp (2) or LED | LN-10 T3.5 Xe Std



HOUSING/MOUNTING

- » Stainless steel chassis
- » Interlocking flange plate included for masonry installations.

COVER PLATE

- Available options:
- » Copper-free aluminum
 - » Solid Brass
 - » Solid Copper
 - » Stainless steel

FINISH

- » For available options, see ordering information.

SOCKET/LAMP HOLDER

- » Top grade Noryl polymer socket
- » Phosphor bronze contacts
- » PVC-jacketed wire leads
- » Stainless steel lamp holder

LENS

- » Frosted
- » Tempered
- » Shock- and heat- resistant
- » Soda-lime glass

LAMP TYPE

- » Standard lamp included. For additional lamp and wattage options see Lamp Guide, pages 128-130.

PHOTOMETRICS

- » For photometric data, see pages 131-149.

FASTENERS/INSERTS

- » Stainless steel

WIRING

- » Five-foot pigtail of 18-2 direct-burial cable
- » Underground connectors for secure connection to the supply cable