

5250

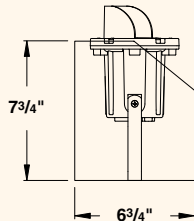


Aluminum

50 W max (halogen)

MR-16 Lamp or LED

LN-20 BAB/FG Std



5251

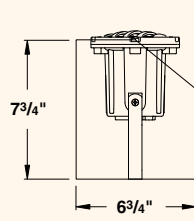


Aluminum

50 W max (halogen)

MR-16 Lamp or LED

LN-20 BAB/FG Std



5252

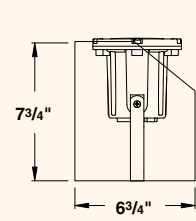


Aluminum

50 W max (halogen)

MR-16 Lamp or LED

LN-20 BAB/FG Std

**5250 / 5251 / 5252****HOUSING/LENS COVER**

- » Die-cast copper-free aluminum
- » Silicone O-ring gasket
- » Superior weather-tight seal
- » Suspended in 6" ABS well

**FINISH**

- » Polyester powder-coated finish. See ordering information for available colors.

**SOCKET/LAMP HOLDER**

- » Proprietary ceramic socket
- » Nickel contacts
- » Stainless steel springs
- » Teflon-jacketed wire leads

**LENS**

- » Clear
- » Tempered
- » Shock- and heat-resistant
- » Soda-lime glass
- » For optical effect lenses, see ordering information.

**OPTICS/AIMING**

- » Adjustable and lockable lamp bracket
- »  $\pm 25^\circ$  of tilt
- »  $360^\circ$  rotation of housing
- »  $\pm 45^\circ$  of tilt with housing bracket

**ALL****LAMP TYPE**

- » Standard lamp included with fixture. For other lamp and wattage options see Lamp Guide, pages 128-130.

**5240 / 5242****HOUSING**

- » Silicone Rubber lamp holder
- » Suspended in 5" ABS well

**FINISH**

- » Black only

**LAMP CONNECTION**

- » Screw terminal spade connectors
- » Socket not required

**OPTICS/AIMING**

- »  $\pm 45^\circ$  of tilt with housing bracket

**ALL****PHOTOMETRICS**

- » For photometric data, see pages 131-149.

**MOUNTING**

- » In-grade
- » Mounting accessories not required

**FASTENERS**

- » Stainless steel fasteners

**WIRING**

- » Prewired with a three-foot pigtail of 18-2 direct-burial cable and underground connectors for a secure connection to the supply cable.

5240 Silicone Rubber 50 W max PAR36 Lamp LN-7558 Std



5242 Silicone Rubber 50 W max PAR36 Lamp LN-7558 Std



## LED SPECIFICATIONS



Look for this mark on products where LED options are available.

## LED Lamp

High Output Plug-in LED lamp with Vista exclusive smart-driver, powered to operate for 30,000 hours with an operating voltage of 9-15 VAC. See page 128 for extended specifications and options.

## Integrated LED

High Output LED lamp assembly with Vista exclusive smart-driver, powered to operate for 50,000 hours with an operating voltage of 9-15 VAC. See page 130 for extended specifications and options.

## ORDERING INFORMATION Select appropriate choice from each column

example: GW-5281-B-BAB/FG-CBL

Mounting	No.	Finish	Lamp	Lenses/Accessories
GW In-grade	5250 5251 5252	B Black Z Architectural Bronze* DZ Dark Bronze LZ Light Bronze SB Special Bronze G Verde P Pewter BR Architectural Brick GT Granite TC Terracotta R Rust HG Hunter Green M Mocha WB Weathered Bronze WI Weathered Iron W White	<b>LAMP</b> See reference codes, pages 128-130  <b>INTEGRATED LED</b> See reference codes, page 130, group F	CBL Convex Cool-Blue Lens CFR Convex Frosted Lens SL Flat Spread Lens DBL Flat Dark Blue Lens GL Flat Dark Green Lens RL Flat Red Lens YL Flat Amber Lens HL Honeycomb Louver
	5240  5242	B Black  B Black	See reference codes, pages 128-130  See ref. codes, page 128-130	CL Clear Tempered Lens Cover DL Directional Grate Cover BD Bi-directional Grate Cover

NOTE: not all accessories are available for all fixtures. See footnotes below before ordering.

\* Not available for fixtures with composite polymer housings.

Fixtures shipped with standard lamp, unless otherwise specified, and with specified mounting hardware.