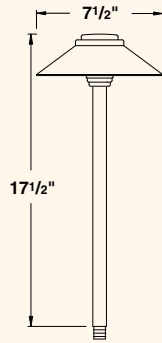




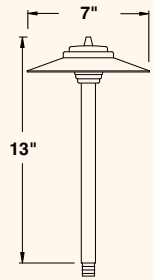
2128-CSN
Copper
20 W max (halogen)
T3 Lamp or LED
LN-10 T3 Std



2129-CSN
Copper
20 W max (halogen)
T3 Lamp or LED
LN-10 T3 Std



2130-CSN
Copper
20 W max (halogen)
T3 Lamp or LED
LN-10 T3 Std

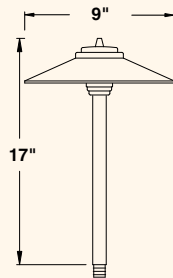


HOUSING	
<ul style="list-style-type: none"> » Spun solid copper » Turn-to-Lock brass lamp base 	
STEM	
<ul style="list-style-type: none"> » 1/2" Heavy gauge solid copper » Extruded 	
FINISH	
<ul style="list-style-type: none"> » Brushed natural copper » Will rapidly age to an elegant bronzelike color and may develop areas of patina over time 	
SOCKET/LAMP HOLDER	
<ul style="list-style-type: none"> » Proprietary ceramic socket » Nickel contacts 	<ul style="list-style-type: none"> » Stainless steel springs » Teflon-jacketed wire leads
LENS	
<ul style="list-style-type: none"> » Panoramic Plus optical system » Textured Tuffak® lens » Optically-tuned lens shape 	<ul style="list-style-type: none"> » Water-tight and dust-tight seal for constant optical performance » Impact-resistant

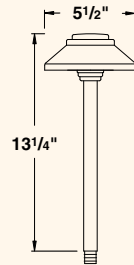
LAMP TYPE
<ul style="list-style-type: none"> » Standard lamp included with fixture. For other lamp and wattage options see Lamp Guide, pages 128-130.
PHOTOMETRICS
<ul style="list-style-type: none"> » For photometric data, see pages 131-149.
MOUNTING
<ul style="list-style-type: none"> » Bottom of stem threaded with 1/2" NPT » Fixture may be mounted into threaded hubs in junction boxes, ground stakes, or mounting canopies. » See ordering information for mounting options. For optional mounting accessories, see pages 126-127.
FASTENERS
<ul style="list-style-type: none"> » Stainless steel fasteners
WIRING
<ul style="list-style-type: none"> » Prewired with a three-foot pigtail of 18-2 direct-burial cable and underground connectors for a secure connection to the supply cable.



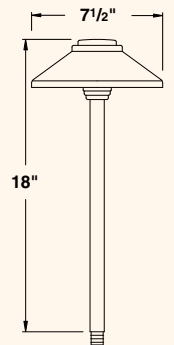
2131-CSN
Copper
20 W max (halogen)
T3 Lamp or LED
LN-10 T3 Std



2132-CSN
Copper
20 W max (halogen)
T3 Lamp or LED
LN-10 T3 Std



2133-CSN
Copper
20 W max (halogen)
T3 Lamp or LED
LN-10 T3 Std



LED SPECIFICATIONS Look for this mark on products where LED options are available.

LED Lamp

High Output Plug-in LED lamp with Vista exclusive smart-driver, powered to operate for 30,000 hours with an operating voltage of 9-15 VAC. See page 128 for extended specifications and options.

Integrated LED

High Output LED lamp assembly with Vista exclusive smart-driver, powered to operate for 50,000 hours with an operating voltage of 9-15 VAC. See page 130 for extended specifications and options.

ORDERING INFORMATION Select appropriate choice from each column

example: PR-2128-BSN-10 T3-FR

Mounting	No.	Finish	Lamp
PR Ground stake	2128 2129 2130 2131 2132 2133	CSN Natural copper BSN Natural Brass BSO Natural Brass w/Olde Brass finish	LAMP See reference codes, pages 128-130 INTEGRATED LED See reference codes, page 130, group B

NOTE: not all accessories are available for all fixtures. See footnotes below before ordering. Fixtures shipped with standard lamp, unless otherwise specified, and with specified mounting hardware.

