

**Application**

Ideal for use where Lead-Free\* valves are required. Designed for installation on potable water lines to protect against both backsiphonage and back pressure of polluted water into the potable water supply. The Model 705 shall provide protection where a potential health hazard does not exist. Applications include indoor and outdoor meter box installations as primary domestic water protection. Standard lay length allows for retrofit of existing dual checks. Lead-free body and checks ensure safe drinking water while providing maximum corrosion resistance.



**Standards compliance**

- ASSE® Listed 1024 (horizontal & vertical flow-up)
- CSA® Certified (horizontal & vertical flow-up)
- Meets the requirements of NSF/ANSI 61\*  
\*(0.25% MAX. WEIGHTED AVERAGE LEAD CONTENT)

**Materials**

Main valve body     Reinforced Nylon (FDA approved)  
 Check modules     Delrin ®  
 Elastomers         Buna Nitrile (FDA approved)  
 Springs              Stainless steel, 300 series

**Features**

Sizes: 3/4", 1"

Maximum working water pressure     175 PSI  
 Maximum working water temperature     180°F  
 Threaded connections                     ANSI B1.20.1  
 Copper connections                         ANSI B16.22

**Options**

(Suffixes can be combined)

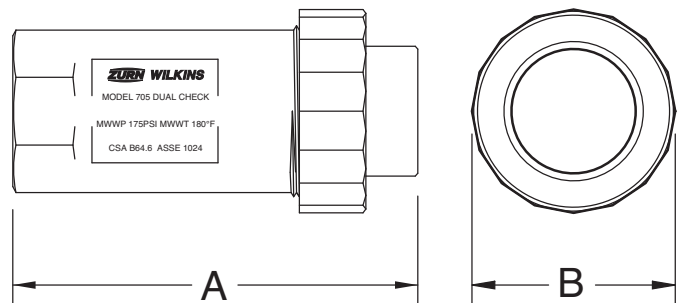
- F - with FNPT (female) threaded union inlet connection (standard)
- C - with FC (female) copper sweat union inlet connection
- FM - with FMTC (female) meter thread union inlet connection
- M - with MNPT (male) threaded union inlet connection

**Accessories**

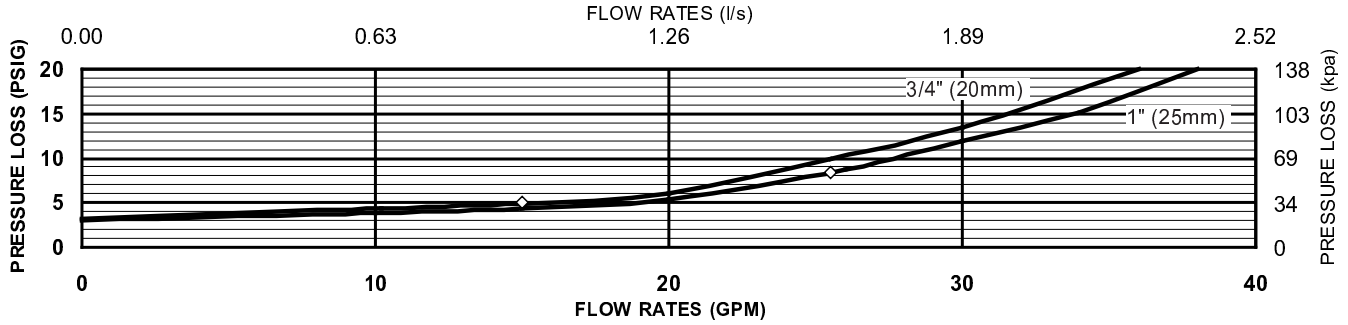
- Repair kit (RK-705)
- Thermal expansion tank (Model XT)

**Dimensions & Weights (do not include pkg.)**

SIZE		DIMENSION (approximate)				WEIGHT	
		A		B			
in	mm	in.	mm	in.	mm	lbs.	kg
3/4	20	4 1/2	114	2 3/16	56	1	0.5
1	25	4 1/2	114	2 3/16	56	1	0.5



**MODEL 705, 3/4" & 1" (STANDARD & METRIC)**



**TYPICAL INSTALLATION**

Local codes shall govern installation requirements. To be installed in accordance with the manufacturer's instructions and the latest edition of the Uniform Plumbing Code. Unless otherwise specified, the Model 705 shall be mounted with sufficient side clearance for maintenance.

Capacity thru Schedule 40 Pipe				
Pipe size	5 ft/sec	7.5 ft/sec	10 ft/sec	15 ft/sec
1/8"	1	1	2	3
1/4"	2	2	3	5
3/8"	3	4	6	9
1/2"	5	7	9	14
3/4"	8	12	17	25
1"	13	20	27	40
1 1/4"	23	35	47	70
1 1/2"	32	48	63	95
2"	52	78	105	167

**Model 705 • Connections Legend**

U = Indicates location of "union" connection  
 FNPT = Female National Pipe Tapered Thread  
 MNPT = Male National Pipe Tapered Thread

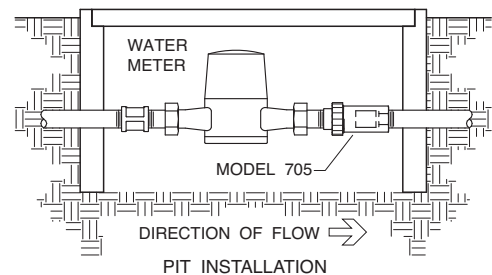
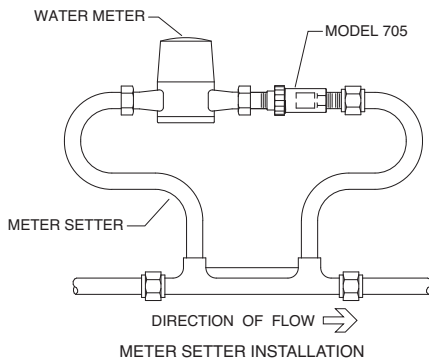
FC = Female Copper Sweat  
 FMTC = Female Meter Thread Connection (National Hose Straight Thread)

**Configurations**

ALL CONFIGURATIONS ARE REVERSIBLE

FEMALE UNION INLET X FEMALE OUTLET		
INLET (UNION)	OUTLET	PART NUMBER
3/4" FNPT	3/4" FNPT	34UFX34F-705
3/4" FMTC	3/4" FNPT	34UFMX34F-705
1" FNPT	1"FNPT	1UFX1F-705
1" FNPT	3/4" FNPT	1UFX34F-705
1" FMTC	1"FNPT	1UFMX1F-705
1" FMTC	3/4" FNPT	1UFMX34F-705

FEMALE UNION "COPPER SWEAT" INLET X FEMALE OUTLET		
INLET (UNION)	OUTLET	PART NUMBER
3/4" FC	3/4" FNPT	34UFCX34F-705
3/4" FC	1" FNPT	34UFCX1F-705
1" FC	1" FNPT	1UFCX1F-705
1" FC	3/4" FNPT	1UFCX34F-705
MALE UNION INLET X FEMALE OUTLET		
1" MNPT	1" FNPT	1UMX1F-705



**Specifications**

The Dual Check Valve Backflow Preventer shall be certified to NSF/ANSI 61, ASSE® 1024 Listed, CSA B64.6 Listed. The main body shall be Nylon® and utilize a union female inlet thread connection. The Dual Check Valve Backflow Preventer shall be a ZURN WILKINS Model 705.