



WILLAMETTEGRAYSTONE.COM



PAVERS & RETAINING WALLS

CREATING BEAUTIFUL LANDSCAPES®

NATIONAL STRENGTH • REGIONAL

BRANDS • LOCAL SERVICE



● = Willamette Graystone Manufacturing and Retail Locations
★ = Willamette Graystone Retail Locations

TABLE OF CONTENTS

STANDARD PAVER COLLECTION

- 07 Holland Stone
- 09 City Stone™ Series
- 11 Plaza Stone
- 13 Plaza Stone IV Circle Pack
- 15 Vintage Stone®
- 17 Venetian Stone™
- 19 Panorama Demi & Supra
- 21 Panorama Flag
- 23 Grasstone™ II
- 23 Coping Stone
- 24 Paver Installation Guide

RETAINING WALL COLLECTION

- 29 RETANI® Straight and 3-Way R612
- 31 RETANI® RockFace Combo R312 and R612
- 33 RETANI® RockFace Large R812
- 35 RETANI® RockFace Combo F609
- 37 RockWall® Retaining Wall System
- 39 Caps and Steps

OUTDOOR LIVING COLLECTION

- 42 Fire Pit Kits
- 43 Fireplace Kits

- 44 Bagged Rock
- 45 Accessories



PLAZA STONE



HOLLAND STONE

HOLLAND STONE

With the renowned durability of interlocking pave stones, **Holland Stone** offers the old world charm of a simple paver shape. The rectangular shape of Holland Stone can be installed in a number of fascinating patterns to produce simple or intricate designs. Mix these patterns with any of the available standard colors or combination of colors and you've got the potential for an architectural effect limited only by the imagination.

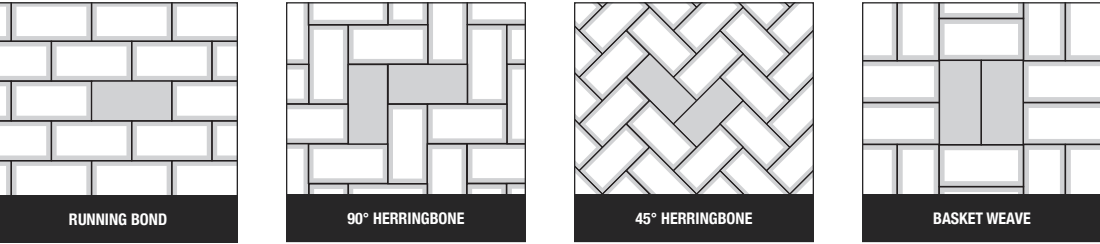


#217

STANDARD COLORS



INSTALLATION PATTERNS



SPECIFICATIONS

PRODUCT	NOMINAL DIMENSIONS	HEIGHT		STONES PER SQ. FT.	STONES PER PALLET	STONE WEIGHT (lbs.) (Approximate)	PALLET WEIGHT (lbs.) (Excludes Pallet)	SQ. FT. PER PALLET	PRODUCT NUMBER
		(MM)	(INCHES)						
Holland Stone	4 x 8	40	1 5/8	4.66	720	4	2,899	155	215
		60	2 3/8	4.66	480	6	2,884	103	217
		80	3 1/8	4.66	384	8.1	2,988	83	219
		120	4 3/4	4.66	288	12.2	3,513	62	222

Stocked in 60mm. This product works in conjunction with the City Stone™ Series.

Applications: General Road Construction • Parking Lots • Driveways • Patios • Highway Rest Areas • Bridge Underpasses • Entrance Areas • Industrial Plants • Industrial Yards • Storage Depots • Loading Docks • Flooring in Stables • Sidewalks • Terraces • Garden Pathways • Pool Decks

Colors printed here are as true a match as the printing process will allow. For best matching results, please refer to actual samples.



CITY STONE™ SERIES

CITY STONE™ SERIES

Available in a variety of finishes, this stone brings scale and dimension to architectural settings. City Stone™ can be used alone or in combination modules of symmetrical squares and rectangular shapes to create extraordinary patterns and endless designs.




#287 - CITYSTONE™ I



#277 - CITYSTONE™ III



#213 - CITYSTONE™ IV



#257 - CITYSTONE™ V


STANDARD COLORS



GRANITE



VICTORIAN BLEND




WALNUT BLEND



CHARCOAL

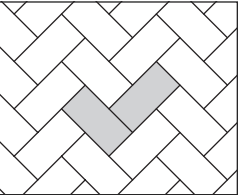
AVAILABLE IN 6x12 AND 4x4 ONLY.



KHAKI

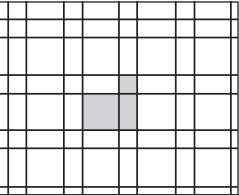
AVAILABLE IN 6x12 ONLY.

INSTALLATION PATTERNS



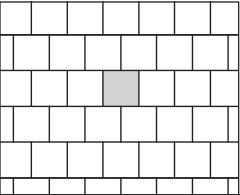
HERRINGBONE

6X12




CITY STONE™ I, II, & III

4x4 (11%), 4x8 (44%), 8x8 (44%)



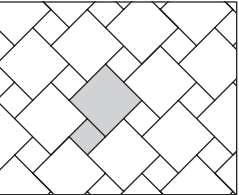
RUNNING BOND

4X4



STACK BOND

8X8



SYMETRY HOPSCOTCH 1

8x8 (30%), 12x12 (70%) or
4x4 (20%), 8x8 (80%)

SPECIFICATIONS

PRODUCT	NOMINAL DIMENSIONS	HEIGHT		STONES PER SQ. FT.	STONES PER PALLET	STONE WEIGHT (lbs.) <i>(Approximate)</i>	PALLET WEIGHT (lbs.) <i>(Excludes Pallet)</i>	SQ. FT. PER PALLET	PRODUCT NUMBER
		(MM)	(INCHES)						
City Stone™ I	6 x 12	60	2 3/8	2.08	200	14	2,688	96	287
		80	3 1/8	2.08	160	18	2,880	78	289
City Stone™ III	12 x 12	60	2 3/8	1	120	27	3,360	120	277
		80	3 1/8	1	96	36	3,456	96	279
City Stone™ IV	4 x 4	60	2 3/8	9.32	960	3	2,847	103	213
City Stone™ V	8 x 8	60	2 3/8	2.33	240	12	2,884	103	257
		80	3 1/8	2.33	192	15.6	2,988	83	259

Stocked in 60mm.

Applications: General Road Construction • Parking Lots • Driveways • Patios • Entrance Areas • Sidewalks • Terraces • Garden Pathways • Pool Decks • Pedestrian Malls • Roof Gardens • Plazas

Colors printed here are as true a match as the printing process will allow. For best matching results, please refer to actual samples.



PLAZA STONE RECTANGLES & SQUARES

PLAZA STONE

Plaza Stone is a timeless paving stone with an impressionistic embossed surface profile. It creates a gentle and warm effect by combining soft curved edges with rectangular and square stones. Plaza Stone is available in many colors to accommodate the most discriminating tastes and desires. Plaza Stone uses large-scale patterns to create interest and drama for commercial landscaping, while the stone’s texture and pattern harmonize with surrounding buildings and site furnishings.



#646 - SQUARE



#606 - RECTANGLE


STANDARD COLORS




GRANITE




VICTORIAN BLEND



WALNUT BLEND

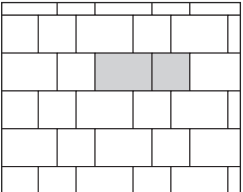


CENTURY ROGUE



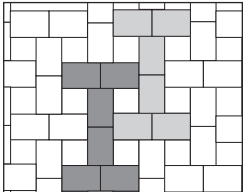
CENTURY UMPQUA

INSTALLATION PATTERNS



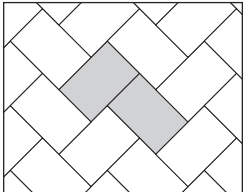
RUNNING BOND

Rec. (60%), Sq. (40%)



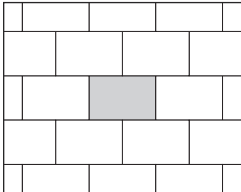
MUSTER "K"

Rec. (72.5%), Sq. (27.5%)



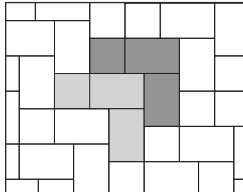
HERRINGBONE

Rectangle



RUNNING BOND

Rectangle



HERRINGBONE

6x6/6x9 Combo

SPECIFICATIONS

PRODUCT	NOMINAL DIMENSIONS	HEIGHT		STONES PER SQ. FT.	STONES PER PALLET	STONE WEIGHT (lbs.) <i>(Approximate)</i>	PALLET WEIGHT (lbs.) <i>(Excludes Pallet)</i>	SQ. FT. PER PALLET	PRODUCT NUMBER
		(MM)	(INCHES)						
Square	6 x 6	60	2 3/8	4.8	480	6	2,800	100	646
		80	3 1/8	4.8	384	7.4	2,880	80	648
Rectangle	6 x 9	60	2 3/8	3.2	300	8.866	2,660	95	606
		80	3 1/8	3.2	240	11.48	2,736	76	607

Stocked in 60mm.

Applications: Parking Lots • Driveways • Patios • Bridge Underpasses • Entrance Areas • Sidewalks • Terraces
• Garden Pathways • Pool Decks • Pedestrian Malls • Roof Gardens • Light Vehicular Traffic

Colors printed here are as true a match as the printing process will allow. For best matching results, please refer to actual samples.



PLAZA STONE IV CIRCLE PACK

PLAZA STONE IV CIRCLE PACK

Dramatic circular patterns are easy to achieve with the multi-shape Plaza Stone IV Circle Pack. The circle pack comes with several pieces including a center paver, large circle wedge, small circle wedge, small circle rectangle, and large circle rectangle. Combine the circle pack with any other Plaza Stone paver for a completed look. Available in many colors, choose Plaza Stone IV Circle Pack to deliver unlimited circular design possibilities with an old world charm.



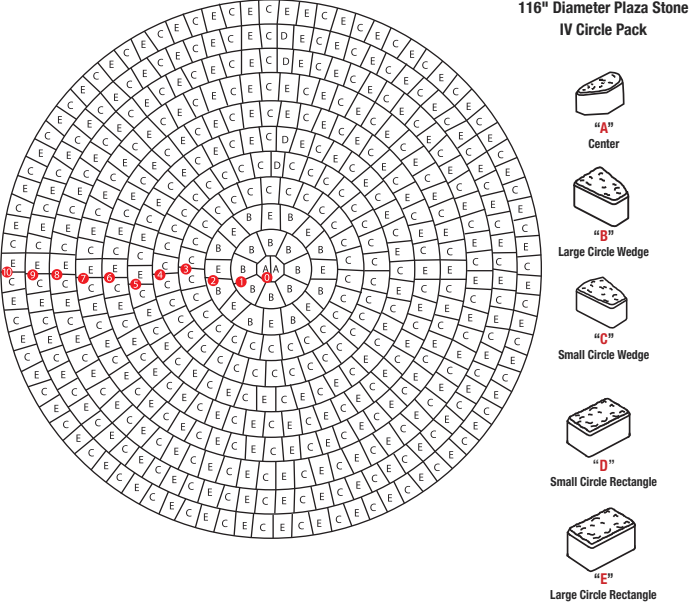
STANDARD COLORS



TUMBLED COLORS



INSTALLATION PATTERNS



SPECIFICATIONS

PRODUCT		NOMINAL DIMENSIONS	HEIGHT		STONES PER SQ. FT.	STONES PER PALLET	STONE WEIGHT (lbs.)	PALLET WEIGHT (lbs.)	SQ. FT. PER PALLET	PRODUCT NUMBER
			(MM)	(INCHES)			(Approximate)	(Excludes Pallet)		
Bundled	A - Center	3 x 6	60	2 3/8	6.7	10	2.3	2,352	84	637
	B - Large Circle Wedge	6 x 6	60	2 3/8		20	6.5			
	C - Small Circle Wedge	5 x 6	60	2 3/8		280	4.8			
	D - Small Circle Rectangle	3 x 6	60	2 3/8		10	2.8			
	E - Large Circle Rectangle	4 x 6	60	2 3/8		220	4.3			

Applications: Parking Lots • Driveways • Patios • Bridge Underpasses • Entrance Areas • Sidewalks • Terraces • Garden Pathways • Pool Decks • Pedestrian Malls • Roof Gardens • Light Vehicular Traffic

Colors printed here are as true a match as the printing process will allow. For best matching results, please refer to actual samples.



VINTAGE STONE® HERITAGE™ SERIES

VINTAGE STONE®

The Vintage Stone® product mixture delivers scale, color, and modular design options for a unique pavement expression. The truly random pattern of Vintage Stone® creates an infinite number of impression possibilities, making it one of the most popular design elements for pavements today.



#282T - SQUARE



#292T - RECTANGLE


STANDARD COLORS



UMPQUA BLEND




VICTORIAN BLEND



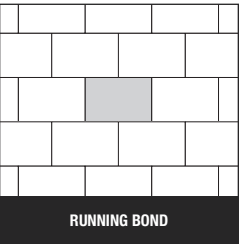
WALNUT BLEND

INSTALLATION PATTERNS




HERRINGBONE

Rectangle

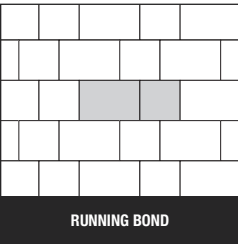


RUNNING BOND




MUSTER K

Rec. (72.5%), Sq. (27.5%)



RUNNING BOND

Rec. (60%), Sq. (40%)



HERRINGBONE

6x6/6x9 Combo

SPECIFICATIONS

PRODUCT	NOMINAL DIMENSIONS	HEIGHT		STONES PER SQ. FT.	STONES PER PALLET	STONE WEIGHT (lbs.) <i>(Approximate)</i>	PALLET WEIGHT (lbs.) <i>(Excludes Pallet)</i>	SQ. FT. PER PALLET	PRODUCT NUMBER
		(MM)	(INCHES)						
Square	6 x 6	60	2 3/8	4.2	400	6.7	2,688	96	282T
Rectangle	6 x 9	60	2 3/8	2.8	250	10.1	2,520	90	292T

Applications: Driveways • Patios • Entrance Areas • Sidewalks • Terraces • Garden Pathways • Pool Decks • Pedestrian Malls • Roof Gardens • Plazas

Colors printed here are as true a match as the printing process will allow. For best matching results, please refer to actual samples.



VENETIAN STONE™ HERITAGE™ SERIES

VENETIAN STONE™

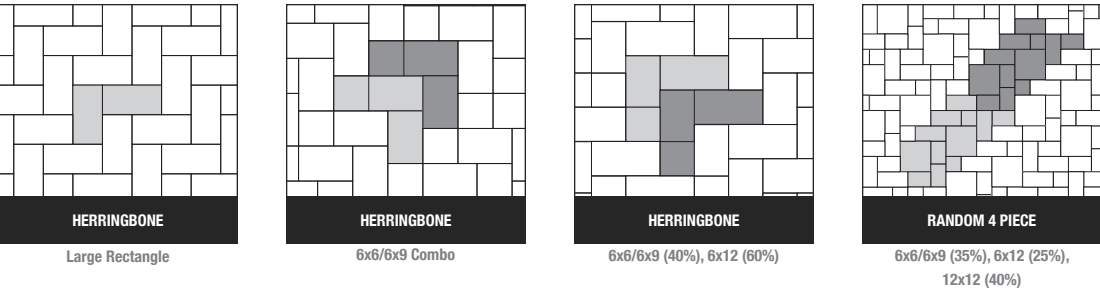
The Venetian Stone™ product advert is the latest development in enhanced pavements. Its uniquely attractive cleft surface sets it apart from ordinary pavers. This texture recalls old world charm and invokes a traditional convention. The larger scale of Venetian Stone™ pavers lends itself to stately residential settings and more expansive commercial applications. Its modular pattern equalizes the scale of any project and is fitting to most any architectural elements.



STANDARD COLORS



INSTALLATION PATTERNS



SPECIFICATIONS

	PRODUCT	NOMINAL DIMENSIONS	HEIGHT		STONES PER SQ. FT.	STONES PER PALLET	STONE WEIGHT (lbs.) (Approximate)	PALLET WEIGHT (lbs.) (Excludes Pallet)	SQ. FT. PER PALLET	PRODUCT NUMBER
			(MM)	(INCHES)						
Bundled	Square	6 x 6	60	2 3/8	4	100	6.7	2,660	95	267T
	Medium Rectangle	6 x 9	60	2 3/8	2.7	200	10			
	Large Rectangle	6 x 12	60	2 3/8	2	200	13.4	2,680	96	269T
	Giant	12 x 12	60	2 3/8	1	120	26.9	3,228	120	270T

Applications: Driveways • Patios • Entrance Areas • Sidewalks • Terraces • Garden Pathways • Pool Decks • Pedestrian Malls • Roof Gardens • Plazas

Colors printed here are as true a match as the printing process will allow. For best matching results, please refer to actual samples.





PANORAMA SUPRA


PANORAMA DEMI & SUPRA

Panorama Demi & Supra combine the look of a natural stone with the ease of installation that interlocking pavers offer. Panorama Demi & Supra can be installed in stand-alone three-piece paving systems or can be combined into a six-piece system. Let the Panorama Series bring your next hardscape design to life with sophistication and richness.

PANORAMA DEMI - THREE-PIECE SYSTEM


SMALL


MEDIUM


LARGE

#367 - BUNDLED TOGETHER

PANORAMA SUPRA - THREE-PIECE SYSTEM



SMALL



MEDIUM



LARGE

#368 - BUNDLED TOGETHER

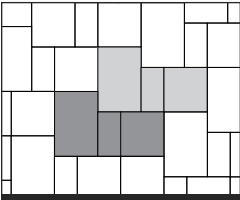
STANDARD COLORS

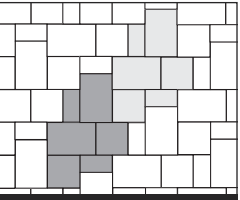

TOSCANA BLEND

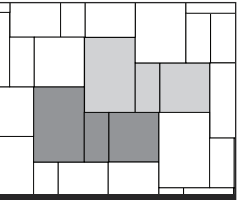

VICTORIAN BLEND

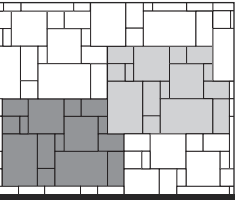

BLUESTONE BLEND
SPECIAL ORDER ONLY.

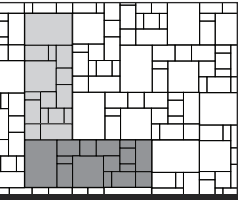
INSTALLATION PATTERNS


DEMI PATTERN 1


DEMI PATTERN 2


SUPRA PATTERN 1


DEMI/SUPRA PATTERN 1
DEMI (30%), SUPRA (70%)


DEMI/SUPRA PATTERN 2
DEMI (50%), SUPRA (50%)

SPECIFICATIONS

PRODUCT		NOMINAL DIMENSIONS	HEIGHT		STONES PER SQ. FT.	STONES PER PALLET	STONE WEIGHT (lbs.)	PALLET WEIGHT (lbs.)	SQ. FT. PER PALLET	PRODUCT NUMBER
			(MM)	(INCHES)			(Approximate)	(Excludes Pallet)		
Demi										
Bundled	Small	8 x 4	60	2 3/8	2.33	80	6	2,934	103	367
	Medium	8 x 8	60	2 3/8		80	12			
	Large	12 x 8	60	2 3/8		80	18			
Supra (Recommended for Non-Vehicular Applications)										
Bundled	Small	16 x 8	60	2 3/8	0.58	20	24	2,934	103	368
	Medium	16 x 16	60	2 3/8		20	48			
	Large	24 x 16	60	2 3/8		20	72			

Applications: Plazas • Courtyards • Esplanades • Sidewalks • Terraces • Gardens • Pathways • Pool Decks • Pedestrian Malls • Roof Gardens • Residential Driveways

Colors printed here are as true a match as the printing process will allow. For best matching results, please refer to actual samples.



PANORAMA FLAG



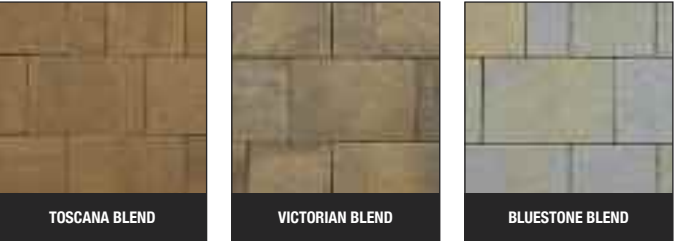
PANORAMA FLAG

PANORAMA FLAG

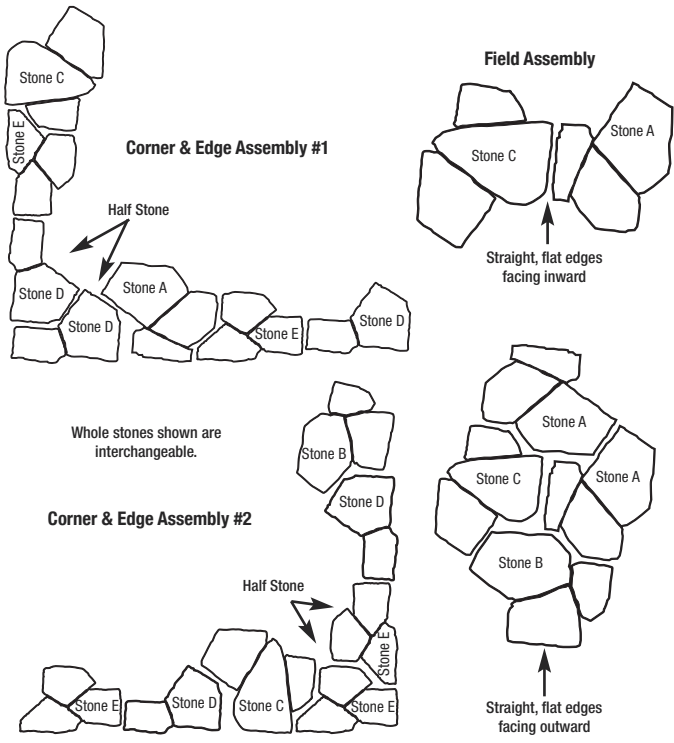
Panorama Flag is great for the customer who desires a look of flagstone without the high cost. Panorama Flag has several design features unmatched by industry standards including a pattern that is virtually undetectable and that starts easily along a straight edge or string line. Panorama Flag self-terminates on 2' centers and makes a continuous 4' wide walkway with zero cuts.



STANDARD COLORS



INSTALLATION PATTERNS



Installation videos available online at: <https://www.youtube.com/watch?v=DRpNZHxh4eY>

SPECIFICATIONS

PRODUCT	SQ. FT. PER STONE	STONES PER PALLET	STONE WEIGHT (lbs.) (Approximate)	SQ. FT. PER LAYER	SQ. FT. PER PALLET	PRODUCT NUMBER
Panorama Flag	2 (Whole Stones) (A,B,C) 1 (Half Stones) (D,E)	50 (10 each)	51 (Whole Stones) (A,B,C) 25.5 (Half Stones) (D,E)	8	80	369

Applications: Plazas • Courtyards • Esplanades • Sidewalks • Terraced Gardens • Pathways • Pool Decks • Pedestrian Malls • Roof Gardens

Colors printed here are as true a match as the printing process will allow. For best matching results, please refer to actual samples.



GRASSTONE™ II

Grasstone™ II, made with an open-void, interlocking lattice design, creates a flat surface for intermittent paving applications. The open void allows for on-site infiltration of stormwater or revegetation. Designs can use topsoil or aggregates in the grid openings depending upon desired effect. The concrete grid stone reinforces grassy areas that are subject to intermittent wheeled light vehicular traffic.

INSTALLATION PATTERNS



#189

SPECIFICATIONS

PRODUCT	NOMINAL DIMENSIONS	HEIGHT		STONES PER SQ. FT.	STONES PER PALLET	STONE WEIGHT (lbs.) (Approximate)	PALLET WEIGHT (lbs.) (Excludes Pallet)	SQ. FT. PER PALLET	PRODUCT NUMBER
		(MM)	(INCHES)						
Grasstone™ II	24 x 16	80	3 1/8	0.38	32	56	1,920	84	189


Applications: Emergency Vehicle Access Routes • Fire Lanes • Overflow Parking • Permeable Pavements • Slope Surfaces • Stabilization Tree Protection • University Campuses • Golf Courses



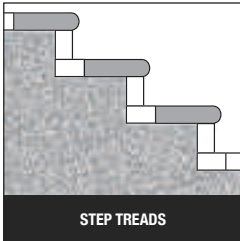
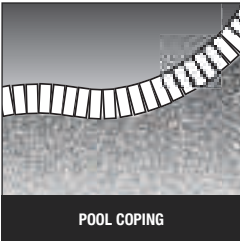
COPING STONE

The Coping Stone is designed to complement any concrete pave stone pedestrian application. It can be used for pool coping, step treads and decorative patio borders. It allows the designer consistency in the paver pavement’s visual edge. This consistency will provide confidence that the edge profile will parallel with the finished project paving surface.

STANDARD COLORS



INSTALLATION PATTERNS



#301

SPECIFICATIONS

PRODUCT	NOMINAL DIMENSIONS	HEIGHT		STONES PER PALLET	STONE WEIGHT (lbs.) (Approximate)	PALLET WEIGHT (lbs.) (Excludes Pallet)	PRODUCT NUMBER
		(MM)	(INCHES)				
9-Inch	4 x 9	60	2 3/8	300	4.6	1,490	301

Applications: Pool Coping • Step Treads • Patio Borders • Edging

Colors printed here are as true a match as the printing process will allow. For best matching results, please refer to actual samples.

PAVER INSTALLATION GUIDE



1

Excavate unsuitable, unstable or unconsolidated subgrade material and compact the area which has been cleared. Backfill and level with dense graded aggregate suitable for base material - typically minimum 4 inch to 8 inches thick (102mm - 203mm). Compact base to optimum moisture/density or as otherwise directed by Site Engineer/Architect/Landscape Architect.

2

Place bedding course of washed sand conforming to the grading requirements of ASTM C 33 to a maximum uniform depth of 1-1 1/2 inch (25-38mm). Screed to the grade and profile required.

3

Install pavers with joints to a nominal 1/8 inch (3mm).

4

Where required, cut pavers with an approved cutting device to fit accurately, neatly, and without damaged edges.

5

Compact using a plate compactor with neoprene mats attached to the compactor or use a rubber roller compactor. Alternatively compact with a standard steel plate compactor using sheets of plywood on top of the paving units. Do not compact paving units directly on top with a standard plate compactor.

6

Post compaction, spread, and sweep dry ASTM C 33 or ASTM C 144 sand over the entire paving area.

7

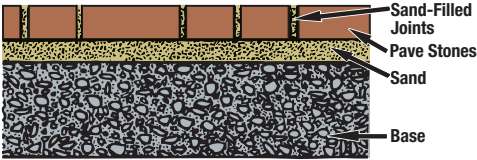
Make one more pass with the plate compactor using neoprene mats, rubber rollers, or plywood to completely fill the joints with sand.

8

Sweep paver surface clean for final acceptance by owner/owner's agent.

Complete installation and specification details are available by contacting your Willamette Graystone Sales Representative.

TYPICAL
CROSS SECTION
OF CONCRETE
PAVER INSTALLATION



COLOR VARIATIONS

As in all natural materials, color in paving stones has inherent variations. Paver color is affected by the variances in the raw materials, concrete mixture, moisture content, climactic conditions, and other variations. Therefore, the colors shown are approximate representations of Willamette Graystone's paver colors, but should not be expected to be an exact match of what will be delivered.

THE NATURE OF EFFLORESCENCE

Another cause of color variation in paving stones may be the natural phenomenon called efflorescence. Efflorescence, a deposit of white salts consisting of mostly calcium carbonate, may appear as a white powder on the paver surface and in no way affects the structural integrity. This phenomenon occurs in all concrete and although it cannot be completely prevented from occurring, efflorescence generally will weather off and disappear over time or can be removed with cleaners at the job site.



CITY STONE™ SERIES



Easily estimate how much product you need at:
www.pavestone-estimator.com/denver

ANCHOR™ DIAMOND PRO STONE CUT® RETAINING WALL SYSTEM SHOWN, SUBSTANTIALLY IDENTICAL TO RETANI® ROCKFACE LARGE R812



ANCHOR™ DIAMOND® RETAINING WALL SYSTEM SHOWN, SUBSTANTIALLY IDENTICAL TO RETANI® STRAIGHT R612

RETANI®

STRAIGHT AND 3-WAY R612

RETAINING WALL SYSTEM

The RETANI® Straight and 3-Way R612 stones continue to provide economy of effort in a structural, finished product. The rear lip facilitates construction, as well as, ensures proper alignment and a precise setback. These stones are available in the distinctive beveled or straight face and come in a wide variety of colors and blends.



#822



#821

Compare to Anchor™ Diamond®

STANDARD COLORS - #822



GRAY



WALNUT BLEND


STANDARD COLORS - #821



GRAY



KHAKI



WALNUT BLEND

SPECIFICATIONS

PRODUCT	NOMINAL DIMENSIONS	STONES PER PALLET	STONE WEIGHT (lbs.) <i>(Approximate)</i>	PALLET WEIGHT (lbs.) <i>(Excludes Pallet)</i>	FACE FT. PER PALLET	FACE FT. PER STONE	BATTER	PRODUCT NUMBER
Straight R612	16.8" W x 12" D x 6" H	45	72	3,240	31.5	0.70	10.6°	822
3-Way R612	15.5" W x 12" D x 6" H	45	68	3,060	29.3	0.65	10.6°	821

Colors printed here are as true a match as the printing process will allow. For best matching results, please refer to actual samples. RETANI® is a registered trademark of the Quikrete® Companies, Inc. Diamond® and Anchor™ are registered trademarks of Anchor™ Wall Systems, Inc. The Quikrete® Companies, Inc. is not affiliated with Anchor™ Wall Systems, Inc.



RETANI[®]

ROCKFACE COMBO R312 & R612



RETAINING WALL SYSTEM

Designed with the texture and look of natural stone, RETANI[®] RockFace Combo R312 and R612 make a striking architectural statement in segmental retaining wall systems. The hand-hewn facing creates a stone-like appearance while the rear lip eliminates setback and alignment issues to speed construction. Available in blended earth tone colors, these stones are a reliable, easy-to-install alternative to natural stone walls.



Compare to Anchor™ Highland Stone®

STANDARD COLORS



SPECIFICATIONS

PRODUCT		NOMINAL DIMENSIONS	STONES PER PALLET	STONE WEIGHT (lbs.) <i>(Approximate)</i>	PALLET WEIGHT (lbs.) <i>(Excludes Pallet)</i>	FACE FT. PER PALLET	BATTER	PRODUCT NUMBER
Bundled	Small	6" W x 11.5" D x 3" H	40	14	3,320	30	10.6°	877
	Medium	12" W x 11.5" D x 3" H	40	28				
	Large	18" W x 11.5" D x 3" H	40	41				
Bundled	Small	6" W x 12" D x 6" H	20	28	3,140	30	10.6°	876
	Medium	12" W x 12" D x 6" H	20	51				
	Large	18" W x 12" D x 6" H	20	78				
Large Only		18" W x 12" D x 6" H	45	78	3,510	33.8	10.6°	883

Colors printed here are as true a match as the printing process will allow. For best matching results, please refer to actual samples.
RETANI[®] is a registered trademark of the Quikrete[®] Companies, Inc. Highland Stone[®] and Anchor[™] are registered trademarks of Anchor[™] Wall Systems, Inc.
The Quikrete[®] Companies, Inc. is not affiliated with Anchor[™] Wall Systems, Inc.



ANCHOR™ DIAMOND PRO STONE CUT® RETAINING WALL SYSTEM SHOWN, SUBSTANTIALLY IDENTICAL TO RETANI® ROCKFACE LARGE R812

RETANI® ROCKFACE LARGE R812 RETAINING WALL SYSTEM

A full one-square foot face complemented by a natural texture makes the 18-inch RETANI® RockFace Large R812 a beautiful addition to any landscape. Behind the handsome, rugged exterior is a hollow core that lightens the stone for easy handling and installation. Engineering innovation allows it to tackle the tallest, toughest wall designs.



#818

[Compare to Anchor™ Diamond Pro Stone Cut®](#)

STANDARD COLORS



GRANITE



WALNUT BLEND

SPECIFICATIONS

PRODUCT	NOMINAL DIMENSIONS	STONES PER PALLET	STONE WEIGHT (lbs.) <i>(Approximate)</i>	PALLET WEIGHT (lbs.) <i>(Excludes Pallet)</i>	FACE FT. PER PALLET	BATTER	PRODUCT NUMBER
RockFace Large R812	18" W x 12" D x 8" H	45	80	3,600	45	7.1°	818

Colors printed here are as true a match as the printing process will allow. For best matching results, please refer to actual samples.
RETANI® is a registered trademark of the Quikrete® Companies, Inc. Diamond Pro Stone Cut® and Anchor™ are registered trademarks of Anchor™ Wall Systems, Inc.
The Quikrete® Companies, Inc. is not affiliated with Anchor™ Wall Systems, Inc.



ANCHOR™ HIGHLAND STONE® FREESTANDING WALL SYSTEM SHOWN, SUBSTANTIALLY IDENTICAL TO RETANI® ROCKFACE COMBO F609 FREESTANDING WALL SYSTEM AND CORNER ROCKFACE 609

RETANI®

ROCKFACE COMBO F609


FREESTANDING WALL SYSTEM

The RETANI® RockFace Combo F609 is crafted with earthen colors and rough-hewn texture making it a top choice for retaining walls. The stones are available in three different sizes, giving wall appearance a more natural look. Straight or curved, these stones are the most versatile landscape product yet.



Compare to Anchor™ Highland Stone® Freestanding Wall System

STANDARD COLORS



SPECIFICATIONS

PRODUCT		NOMINAL DIMENSIONS	STONES PER PALLET	STONE WEIGHT (lbs.) <i>(Approximate)</i>	PALLET WEIGHT (lbs.) <i>(Excludes Pallet)</i>	FACE FT. PER PALLET	PRODUCT NUMBER
Bundled	Small	Front: 6" W x 9" D x 6" H Back: 4" W x 9" D x 6" H	20	20	2,700	27.5	889
	Medium	Front: 12" W x 9" D x 6" H Back: 10" W x 9" D x 6" H	20	45			
	Large	Front: 18" W x 9" D x 6" H Back: 16" W x 9" D x 6" H	20	70			
Corner RockFace 609		18" W x 9" D x 6" H	50	78	3,900	56.25 L. Ft.	110894

Colors printed here are as true a match as the printing process will allow. For best matching results, please refer to actual samples.
RETANI® is a registered trademark of the Quikrete® Companies, Inc. Highland Stone® and Anchor™ are registered trademarks of Anchor™ Wall Systems, Inc.
The Quikrete® Companies, Inc. is not affiliated with Anchor™ Wall Systems, Inc.



ROCKWALL® RETAINING WALL SYSTEM

ROCKWALL®

RETAINING WALL SYSTEM

RockWall® brings an unmatched sense of permanence to any home landscape. Environmentally friendly, easy to install, and attractive, this stone can be configured in a variety of ways to create walls that naturally flow with landscape contours.



#875


STANDARD COLORS



GRANITE



UMPUQA BLEND



VICTORIAN BLEND




WALNUT BLEND

SPECIFICATIONS

PRODUCT	NOMINAL DIMENSIONS	STONES PER PALLET	STONE WEIGHT (lbs.) <i>(Approximate)</i>	PALLET WEIGHT (lbs.) <i>(Excludes Pallet)</i>	FACE FT. PER PALLET	PRODUCT NUMBER
Small	11.63" W x 6.75" D x 4" H	144	22.4	3,226	46.6	875

Colors printed here are as true a match as the printing process will allow. For best matching results, please refer to actual samples.



STEP STRAIGHT 616

CAPS & STEPS

For that finishing touch in architectural detail, wall caps offer options to the finished design. The smaller scale of the caps used in combination with standard stones provide a distinctive and unique appearance in the completed installation. The Step Straight 616 has a traditional, straight split which creates a clean, natural look. This uncored block is versatile making on-site modifications simple. The Step Straight 616 easily makes code-compliant riser/tread dimensions.




STANDARD COLORS - CAPS



Available in Item #110819 Only.

Available in Item #814 Only.

STANDARD COLORS - STEPS



SPECIFICATIONS

PRODUCT	NOMINAL DIMENSIONS	STONES PER PALLET	STONE WEIGHT (lbs.) (Approximate)	PALLET WEIGHT (lbs.) (Excludes Pallet)	LINEAR FT. PER PALLET	PRODUCT NUMBER
2-Inch Retaining Wall Cap	11.87" W x 8" D x 2" H	120	16.4	1,963	118.8	814
Cap 314 Rec	18" W x 13.5" D x 3" H	48	58	2,784	72	110819
DWSTEP	16" W x 12" D x 6" H	50	90	4,500	66.7	DWSTEP

Colors printed here are as true a match as the printing process will allow. For best matching results, please refer to actual samples.




OUTDOOR
LIVING

ANCHOR™ HIGHLAND STONE® FREESTANDING WALL SYSTEM SHOWN, SUBSTANTIALLY IDENTICAL TO RETANI® ROCKFACE COMBO F609 FREESTANDING WALL SYSTEM

FIRE PIT KITS

SQUARE FIRE PIT KIT RUMBLESTONE®

STANDARD COLORS




SPECIFICATIONS

PRODUCT	NOMINAL DIMENSIONS	PIECES PER PROJECT
RumbleStone® Square Fire Pit Kit	38.5" W x 14" H	RumbleStone® Mini - 24, RumbleStone® Medium - 12, and RumbleStone® Large - 24

Contact your local Willamette Graystone Representative for options on metal inserts available.

ROUND FIRE PIT KIT RUMBLESTONE®

STANDARD COLORS



SPECIFICATIONS

PRODUCT	NOMINAL DIMENSIONS	PIECES PER PROJECT
RumbleStone® Round Fire Pit Kit	45.8" Outside Diameter x 10.5" H	1 - 31" round insert, RumbleStone® Mini - 48, RumbleStone® Traps - 48, 5 bags of sand, and 4 tubes of adhesive

Contact your local Willamette Graystone Representative for options on metal inserts available.

Colors printed here are as true a match as the printing process will allow. For best matching results, please refer to actual samples.

FIREPLACE KITS

FIREPLACE KIT RUMBLESTONE®

STANDARD COLORS



SPECIFICATIONS

PRODUCT	NOMINAL DIMENSIONS	PIECES PER PROJECT
RumbleStone® Fireplace Kit	84" W x 94.5" H	2 pallets of RumbleStone® Large, 2 pallets of RumbleStone® Medium, 1 pallet of RumbleStone® Mini, 1 - firebox, 1 - custom-fit 21 in. log grate designed to burn wood logs, 1 - 14 in. chimney, and 24 tubes of polyurethane adhesive



RUMBLESTONE® SQUARE FIRE PIT KIT

Colors printed here are as true a match as the printing process will allow. For best matching results, please refer to actual samples.

BAGGED ROCK

Our entire line of decorative landscape stone is available in convenient pre-packed polybags in palletized quantities. Our bagged rock is attractive and easy to spread and retains its moisture.



WHITE MARBLE CHIPS



PEA PEBBLES



ALL PURPOSE STONE



POND PEBBLES



RED LAVA



RIVER PEBBLES



BLACK VOLCANIC



BLENDED VOLCANIC



PAVER SAND



PLAY SAND

PAVESTONE®
Creating Beautiful Landscapes®

ACCESSORIES



Since 1940, The QUIKRETE® Companies have produced more than 200 professional-grade and consumer products. Through these product lines, the QUIKRETE® Companies offer a variety of mixes that will allow you to complete your outdoor kitchen project quickly and efficiently. Most Pavestone plants stock a limited amount of bagged concrete mix from QUIKRETE® such as:



CONCRETE MIX (#1101) – QUIKRETE® Concrete Mix is a pre-blended mixture of cement and aggregates for general structural uses, requiring only the addition of water.

Use For: Foundation Walls and Footings • Sidewalks • Curbs • Steps • Ramps • Walkways



COUNTERTOP MIX (#1106-80) – QUIKRETE® Countertop Mix is a specially formulated flowable high-strength concrete mix for pre-cast and cast-in-place concrete countertop applications.

Use For: Countertops



JOINTING SAND (#1151) - QUIKRETE® Patio Paver Jointing Sand is a properly graded fine sand for filling joints between interlocking pavers, flagstone, brick, and patio block.

Use For: Patios • Walkways • Driveways • Any Paver Application

Contact Your Local Representative for availability on the full line of QUIKRETE® products such as bagged concrete mixes, concrete repair products, and masonry products.



PORTLAND LIME & SAND MORTAR – SPEC MIX® Portland Lime & Sand mortar is a dry preblended mortar mix containing Portland cement, hydrated lime and dried masonry sand formulated for superior bond, water retention, and board life.



POLYURETHANE CONSTRUCTION ADHESIVE – A high performance, construction grade adhesive designed for permanently bonding concrete, brick, marble, stone, wood, aluminum, steel, PVC, and tile.

Use For: Repairing broken concrete • Bonding Retaining Wall Block and Caps



NATURAL LOOK SEALER – Water based penetrating silicone sealer waterproofs and protects concrete, brick, masonry, pavers, and stucco surfaces. Clear sealer does not change the surface appearance. Seals from water, salts, and oils. UV Resistant.

Use For: Driveways • Patios • Walls • Sidewalks • Pre-stress Panels • Retaining Walls • Tunnels • Loading Docks • Bridge Columns • Tunnels • Curbs/Steps



WET LOOK HIGH GLOSS SEALER – Water based penetrating silicone sealer waterproofs and enhances the color of concrete, masonry, brick, paver, and natural stone surfaces. Seals from acids, grease, food stains, oil, salt, and more. UV resistant.


Use For: Decorative Concrete • Pavers • Natural Stone • Exposed Aggregate • Brick • Stucco



POLYMERIC SAND - Polymeric Sand is a precise mixture of polymer binders and clean natural sand. Polymeric Sand will bond with the pavers/stones adding strength to the joint, as well as, reliability to the pavement system. It is ideal for use on any paver surface such as sloping areas, driveways, patios, pool decks, sidewalks, etc.

Use For: Driveways • Sidewalks • Pool Decks • Patios

GEOTEXTILES AND EDGE RESTRAINT





LIMITED LIFETIME GUARANTEE OF QUALITY

LIMITED TO MANUFACTURING DEFECTS ONLY! With respect to all its products Willamette Graystone warrants that at the time of its delivery of its products, its products conform to any ASTM specification then applicable to the particular product. This warranty extends to all persons in the original chain of distribution from the manufacturer to the owner of the property when and where the products are first installed. Because Willamette Graystone products are manufactured using mined materials, there may be color variations in products from the same manufacturing run as well as in products from different runs. In addition, efflorescence may result from the naturally occurring chemical reaction between the product and the air around it. Accordingly, no guarantee of color shades is made or implied. Minor imperfections in shape, appearance or dimensions are not considered to be defects in material or workmanship. Willamette Graystone does not guarantee that the shape or color will be available in the future and will provide an alternate shape and/or color from its current product line as determined by Willamette Graystone is its sole and absolute discretion at the time of an accepted warranty claim. The warranty is voided with respect to any products that have been damaged due to handling, wall design, installation, contact with chemicals (such as deicers), earth shifts or acts of God. Any product defect that is detected or is noticeable prior to installation. All claims against defective products that are received on site must be made within 10 days from date of shipment from Willamette Graystone. Willamette Graystone will replace product or, if unavailable, an alternate product as determined by Willamette Graystone in its sole and absolute discretion, at no charge. Willamette Graystone will replace uninstalled pavers at site if more than 5% of the product is defective. WILLAMETTE GRAYSTONE WARRANTY IS LIMITED TO THE COST OF REPLACEMENT PRODUCT ONLY AND DOES NOT INCLUDE ANY OTHER COSTS INCLUDING THE COST OF LABOR FOR REPLACEMENT. WILLAMETTE GRAYSTONE WILL NOT PAY ANY LABOR COSTS RELATED TO THE REPLACEMENT OF DEFECTIVE PRODUCTS INSTALLED. Installation COSTS REMAIN THE RESPONSIBILITY OF THE BUYER. THERE ARE NO WARRANTIES BEYOND THIS EXPRESSED WARRANTY. OUR WARRANTY EXCLUDES ANY LIABILITY FOR LOST PROFIT ANY OTHER INDIRECT, SPECIAL OR CONSEQUENTIAL DAMAGES. OUR WARRANTY EXCLUDES ANY LIABILITY OR WARRANTY FOR MISUSE OR MISAPPLICATION OF PRODUCTS. THIS WARRANTY EXTENDS ONLY TO THE ORIGINAL END USER AND IS NOT TRANSFERABLE. Willamette Graystone warranty is limited to the structural integrity of the product and does not include the following: Imperfections commonly found in concrete products, such as exposed aggregates, small chips or cracks and varying surface textures. Efflorescence or its removal. Efflorescence is a natural occurrence in concrete products and usually washes or wears off over time. Shade or color blend variations between the product units. Damage caused by intentional abuse. Abnormal wear and tear, such as surface stains, erosion from water, damage from lawn and garden equipment. Shade variations between products and samples or photographs. Freight of replacement products. Use of concrete grid paving units, interlocking concrete paving units, or coping units beyond the applications described in the applicable ASTM standards, Interlocking Concrete Pavement Institute standards, or Willamette Graystone product information.

WILLAMETTEGRAYSTONE.COM

Member of



ICPI Charter Member



PANORAMA DEMI & SUPRA



THE **QUIKRETE®** **COMPANIES**

PAVESTONE®
Creating Beautiful Landscapes®

W G **Willamette Graystone**

ST *Discover The Difference*

Best Block

TREMIRON
WE MAKE IT EASY

FLAGSTONE PAVERS
QUALITY & STRENGTH INTERLOCKED

W G **Willamette Graystone**

- Bend, OR(541) 388-3811
- Corvallis, OR(541) 752-3456
- Eugene, OR(541) 726-7666
- Grants Pass, OR(541) 479-1323
- Medford, OR(541) 773-4575
- North Bend, OR(541) 756-6413
- Roseburg, OR(541) 673-3322
- Salem, OR(503) 585-1323
- Tualatin, OR(503) 692-0150
- Wood Village, OR:(503) 669-7612