























































LESCO Product								
Item #	·30-62-950 (50 lb bag) ·018826 (10 lb bag)	·20-04-250 (50 lb bag) ·022048 (10 lb bag)	·20-90-250 (50 lb bag) ·20-90-252 (25 lb bag)	·20-02-250 (50 lb bag) ·019253 (10 lb bag)	·20-11-250 (50 lb bag) ·082213 (10 lb bag)	·20-10-090 (50 lb bag) ·21-20-096 (50 lb bag BT Certified) ·084127 (10 lb bag)	·20-22-250 (50 lb bag) ·083293 (10 lb bag)	·20-09-250 (50 lb bag) ·083295 (10 lb bag)
Product Features	·Dark green color ·Quick establishment ·Dense growth habit ·Gray leaf spot resistant	·Fine leaf texture ·Upright, dense growth habit ·Quick establishment	·Full sun to moderate shade ·Rich green color & fine texture	·Shade tolerant ·Drought tolerant ·Excellent disease resistance	·Full sun to moderate shade ·Heat and drought tolerant ·Dark green color	·Heat and drought tolerant ·Excellent traffic tolerance ·Increased density	·Heat and drought tolerant ·Quick establishment ·Dark green color	·Heat & drought tolerance ·Excellent traffic tolerance ·Dense turf
Components	100% Perennial Ryegrass (3 varieties)	75% Perennial Ryegrass (3 varieties) 25% Kentucky Bluegrass	45% Perennial Ryegrass (2 varieties) 20% Kentucky Bluegrass 20% Chewings Fescue 15% Creeping Red Fescue	30% Chewings Fescue 30% Creeping Red Fescue 15% Hard Fescue 15% Perennial Ryegrass 10% Kentucky Bluegrass	100% Tall Fescue (3 varieties)	90% Tall Fescue (3 varieties) 10% Kentucky Bluegrass	80% Tall Fescue (3 varieties) 20% Perennial Ryegrass	70% Tall Fescue (3 varieties) 20% Perennial Ryegrass 10% Kentucky Bluegrass
Sun/Shade								
Rapid Establishment								
Maintenance Level (Low, Medium, High)	M/H	M/H	L/M	L/M	L/M	L/M	L/M	L/M
Drought Tolerance								
Advanced Disease Resistance								
Close Mowing Ability								
Lateral Spreading/Recovery								
New Seeding Rate	4-6 lbs per 1,000 sq ft	4-5 lbs per 1,000 sq ft	3-4 lbs per 1,000 sq ft	4-5 lbs per 1,000 sq ft	6-8 lbs per 1,000 sq ft	6-8 lbs per 1,000 sq ft	6-8 lbs per 1,000 sq ft	6-8 lbs per 1,000 sq ft