

MECOPROP-p Group 4 Herbicide

LESCO® Three-Way®

Selective Herbicide

SELECTIVE BROADLEAF WEED CONTROL FOR TURFGRASSES INCLUDING USE ON SOD FARMS.
TO CONTROL CLOVER, DANDELION, HENBIT, PLANTAINS, WILD ONION,
AND MANY OTHER BROADLEAF WEEDS. ALSO FOR HIGHWAYS, RIGHTS-OF-WAY
AND OTHER SIMILAR NON-CROP AREAS (as listed on this label).

CONTAINS 2,4-D, MECOPROP-p and DICAMBA

ACTIVE INGREDIENTS:

Dimethylamine Salt of 2,4-Dichlorophenoxyacetic Acid*	30.56%
Dimethylamine Salt of (+)-R-2-(2-Methyl-4-Chlorophenoxy) propionic Acid**‡	8.17%
Dimethylamine Salt of Dicamba (3,6-Dichloro-o-anisic Acid)***	2.77%

OTHER INGREDIENTS:	58.50%
---------------------------	--------

TOTAL	100.00%
--------------	---------

Isomer Specific Method, Equivalent to:

*2,4-Dichlorophenoxyacetic Acid	25.38%, 2.38 lbs./gal.
---------------------------------	------------------------

**(+)-R-2-(2-Methyl-4-Chlorophenoxy) propionic Acid	6.75%, 0.63 lbs./gal.
---	-----------------------

***3,6-Dichloro-o-anisic Acid	2.30%, 0.22 lbs./gal.
-------------------------------	-----------------------

‡ CONTAINS THE SINGLE ISOMER FORM OF MECOPROP-p.

KEEP OUT OF REACH OF CHILDREN DANGER – PELIGRO

Si usted no entiende la etiqueta, busque a alguien para que se la explique a usted en detalle. (If you do not understand this label, find someone to explain it to you in detail)

SEE INSIDE BOOKLET FOR PRECAUTIONARY STATEMENTS

EPA Est. No. indicated by the first two letters of the batch number on this package (SE) 51896-IN-81, (GR) 228-MS-001, (CH) 228-IL-001 Any lot number beginning with (F) = 070989-IA-001

For Chemical Spill, Leak, Fire,
or Exposure, Call CHEMTREC
800.424.9300 For Medical
Emergencies Only, Call
877.325.1840

EPA REG. NO. 10404-43
F1560



2021.5180

NET CONTENTS: 1 GAL (3.79 L)

Manufactured for LESCO, Inc. 1385 East 36th
Street Cleveland, OH 44114-4114

#10446041-REV

Job 177416

FIRST AID

If in eyes	<ul style="list-style-type: none">• Hold eye open and rinse slowly and gently with water for 15-20 minutes.• Remove contact lenses, if present, after the first 5 minutes, then continue rinsing.• Call a poison control center or doctor for treatment advice.
If swallowed	<ul style="list-style-type: none">• Call a poison control center or doctor immediately for treatment advice.• Have person sip a glass of water if able to swallow.• Do not induce vomiting unless told to by the poison control center or doctor.• Do not give anything by mouth to an unconscious person.
If on skin or clothing	<ul style="list-style-type: none">• Take off contaminated clothing.• Rinse skin immediately with plenty of water for 15-20 minutes.• Call a poison control center or doctor for treatment advice.
NOTE TO PHYSICIAN	
Probable mucosal damage may contraindicate the use of gastric lavage.	
HOT LINE NUMBER	
Have the product container or label with you when calling a poison control center or doctor or going for treatment. You may also contact Chemtrec at 1-800-424-9300 for emergency medical treatment information.	

PRECAUTIONARY STATEMENTS HAZARDS TO HUMANS AND DOMESTIC ANIMALS

ANGER – PELIGRO

Corrosive; causes irreversible eye damage. Do not get in eyes, or on skin or clothing. Harmful if swallowed.

PERSONAL PROTECTIVE EQUIPMENT (PPE):

Some materials that are chemical-resistant to this product are made of any waterproof material.

All mixers, loaders, applicators and other handlers must wear:

- Long-sleeved shirt and long pants
- Shoes plus socks,
- Protective eyewear (goggles, face shield or safety glasses)*
- Chemical-resistant gloves made of barrier laminate, butyl rubber (≥ 14 mils), neoprene rubber (≥ 14 mils), or viton (≥ 14 mils)
- Chemical-resistant apron when mixing or loading, cleaning up spills or equipment, or otherwise exposed to the concentrate.

*Eye protection is not required ONLY when 5 or more parts water is used to dilute 1 part of product.

See engineering controls for additional requirements.

Follow manufacturer's instructions for cleaning/maintaining PPE. If no such instructions for washables exist, use detergent and hot water. Keep and wash PPE separately from other laundry. Discard clothing and other absorbent materials that have been drenched or heavily contaminated with the product's concentrate. Do not reuse them.

Engineering Controls Statements:

When handlers use closed systems or enclosed cabs, in a manner that meets the requirements listed in the Worker Protection Standard (WPS) for agricultural pesticides, 40 CFR 170.607(d-e), the handler PPE requirements may be reduced or modified as specified in the WPS.

USER SAFETY RECOMMENDATIONS

Users Should:

- Wash hands, face, and arms with soap and water before eating, smoking, drinking or using the toilet.
- Remove clothing/PPE immediately if pesticide gets inside. Then wash thoroughly and put on clean clothing.
- Remove PPE immediately after handling this product. Wash the outside of gloves before removing. As soon as possible, wash thoroughly and change into clean clothing. Discard clothing and other absorbent materials that have been drenched or heavily contaminated with this product's concentrate. Do not reuse them.

ENVIRONMENTAL HAZARDS

This product is toxic to fish and aquatic invertebrates, and may adversely affect non-target plants. Do not apply directly to water, to areas where surface water is present or to intertidal areas below the mean high water mark. Drift or runoff may be hazardous to aquatic organisms in water adjacent to treated areas. Do not contaminate water when disposing of equipment washwaters or rinsate.

This product has properties and characteristics associated with chemicals detected in groundwater. The use of this chemical in areas where soils are permeable, particularly where the water table is shallow, may result in groundwater contamination. Application around a cistern or well may result in contamination of drinking water or groundwater.

Most cases of groundwater contamination involving phenoxy herbicides, such as 2,4-D and MCPP-p, have been associated with mixing/loading and disposal sites. Caution should be exercised when handling these herbicides at such sites to prevent contamination of groundwater supplies. Use of closed systems for mixing or transferring this pesticide will reduce the probability of spills. Placement of the mixing/loading equipment on an impervious pad to contain spills will help prevent groundwater contamination.

Non-target Organism Advisory Statement: This product is toxic to plants and may adversely impact the forage and habitat of non-target organisms, including pollinators, in areas adjacent to the treated site. Protect the forage and habitat of non-target organisms by minimizing spray drift.

DIRECTIONS FOR USE

It is a violation of Federal law to use this product in a manner inconsistent with its labeling.

READ ENTIRE LABEL BEFORE USING THIS PRODUCT.

USE STRICTLY IN ACCORDANCE WITH LABEL PRECAUTIONARY STATEMENTS AND DIRECTIONS.

This product is for use on Ornamental Turf Lawns (Residential, Industrial and Institutional), Parks, Cemeteries, Athletic Fields and Golf Courses (Fairways, Aprons, Tees and Roughs) and similar turf areas. Also for use on Sod Farms. For turf use, the maximum number of broadcast applications per treatment site is 2 per year. Product should not be used in or near greenhouses.

Do not apply this product in a way that will contact workers or other persons, either directly or through drift. Only protected handlers may be in the area during application. For any requirements specific to your State or Tribe, consult the agency responsible for pesticide regulation. Do not apply this product through any type of irrigation system.

Use of this product in certain portions of California, Oregon and Washington is subject to the January 22, 2004 Order for injunctive relief in Washington Toxics Coalition, et al. v. EPA, C01-0132C, (W.D. WA). For further information, please refer to <http://www.epa.gov/esp>.

WEED RESISTANCE MANAGEMENT

For resistance management, this product contains Group 4 herbicides. Any weed population may contain or develop plants naturally resistant to this product and other Group 4 herbicides. The resistant biotypes may dominate the weed population if these herbicides are used repeatedly in the same field. Appropriate resistance management strategies should be followed.

When herbicides that affect the same biological site of action are used repeatedly over several years to control the same weed species in the same field, naturally-occurring resistant biotypes may survive a correctly applied herbicide treatment, propagate, and become dominant in that field. Adequate control of these resistant weed biotypes cannot be expected. If weed control is unsatisfactory, it may be necessary to retreat the problem area using a product affecting a different site of action.

To delay herbicide resistance, take one or more of the following steps:

- Rotate the use of this product or other Group 4 herbicides within a growing season sequence or among growing seasons with different herbicide groups that control the same weeds.
- Use tank mixtures with herbicides from a different group if such use is permitted; where information on resistance in target weed species is available, use the less resistance-prone partner at a rate that will control the target weed(s) equally as well as the more resistance-prone partner. Consult your local extension service or pest control advisor if you are unsure as to which active ingredient is currently less prone to resistance.
- Adopt an integrated weed-management program for herbicide use that includes scouting and uses historical information related to herbicide use and that considers mechanical control methods, cultural (e.g., timing to favor the desirable plants and not the weeds), biological (weed-competitive varieties) and other management practices.
- Scout after herbicide application to monitor weed populations for early signs of resistance development. Indicators of possible herbicide resistance include: (1) failure to control a weed species normally controlled by the herbicide at the dose applied, especially if control is achieved on adjacent weeds; (2) a spreading patch of non-controlled plants of a particular weed species; (3) surviving plants mixed with controlled individuals of the same species. If resistance is suspected, prevent weed seed production in the affected area by an alternative herbicide from a different group or by a mechanical method. Prevent movement of resistant weed seeds to other areas by cleaning equipment.
- If a weed pest population continues to progress after treatment with this product, discontinue use of this product, and switch to another management strategy or herbicide with a different mode of action, if available.
- Contact your local extension specialist or pest controls advisors for additional pesticide resistance-management and/or integrated weed-management recommendations for specific types of plants and weed biotypes.

For further information or to report suspected resistance, contact LESCO, Inc. at 1-800-347-4272 or www.lesco.com. Contact your local sales representative, or extension agent to find out if suspected resistant weeds to this product have been found in your region.

If resistant biotype of target weeds have been reported, use the application rates of this product specified for your local conditions

It is advisable to keep accurate records of pesticides applied to individual fields to help obtain information on the spread and dispersal of resistant biotypes. Contact your local sales representative, crop advisor, or extension agent to find out if suspected resistant weeds to this MOA have been found in your region. Do not assume that each listed weed is being controlled by this mechanism of action. Co-formulated active ingredients are intended to broaden the spectrum of weeds that are controlled. Some weeds may be controlled by only one of the active ingredients in this product.

Suspected herbicide-resistant weeds may be identified by these indicators:

- Failure to control weed species normally controlled by the herbicide at the dose applied, especially if control is achieved on adjacent weeds.
- A spreading patch of non-controlled plants of a particular weed species, and
- Surviving plants mixed with controlled individuals of the same species.

AGRICULTURAL USE REQUIREMENTS

Use this product only in accordance with its labeling and with the Worker Protection Standard, 40 CFR Part 170. This standard contains requirements for the protection of agricultural workers on farms, forests, nurseries, and greenhouses, and handlers of agricultural pesticides. It contains requirements for training, decontamination, notification, and emergency assistance. It also contains specific instructions and exceptions pertaining to the statements on this label about Personal Protective Equipment (PPE) and restricted-entry interval. The requirements in this box apply only to uses of this product that are covered by the Worker Protection Standard.

DO NOT enter or allow worker entry into treated areas during the restricted entry interval (REI) of 48 hours.

PPE required for early entry to treated areas that is permitted under the Worker Protection Standard and that involves contact with anything that has been treated, such as plants, soil, or water, is:

- coveralls over short-sleeve shirt and short pants
- waterproof gloves
- chemical-resistant footwear plus socks,
- chemical-resistant gloves made of any waterproof material
- protective eyewear
- chemical-resistant headgear for overhead exposure

NON-AGRICULTURAL USE REQUIREMENTS

The requirements in this box apply to uses of this product that are **NOT** within the scope of the Worker Protection Standard for agricultural pesticides (40 CFR Part 170). The WPS applies when this product is used to produce agricultural plants on farms, forests, nurseries, or greenhouses. Do not allow people (other than applicator) or pets on treatment area during application. Do not enter the treated area until sprays have dried.

MANDATORY SPRAY DRIFT

Ground Boom Applications:

- User must only apply with the release height recommended by the manufacturer, but no more than 4 feet above the ground or crop canopy.
- Select nozzle and pressure that deliver a medium or coarser droplet size (ASABE S572).
- Do not apply when wind species exceed 15 miles per hour at the application site.
- Do not apply during temperature inversions.

SPRAY DRIFT ADVISORIES

THE APPLICATOR IS RESPONSIBLE FOR AVOIDING OFF-SITE SPRAY DRIFT.
BE AWARE OF NEARBY NON-TARGET SITES AND ENVIRONMENTAL CONDITIONS.

IMPORTANCE OF DROPLET SIZE

An effective way to reduce spray drift is to apply large droplets. Use the largest droplets that provide target pest control. While applying larger droplets will reduce spray drift, the potential for drift will be greater if applications are made improperly or under unfavorable environmental conditions.

Controlling Droplet Size – Ground Boom

- Volume - Increasing the spray volume so that larger droplets are produced will reduce spray drift. Use the highest practical spray volume for the application. If a greater spray volume is needed, consider using a nozzle with a higher flow rate.
- Pressure - Use the lowest spray pressure recommended for the nozzle to produce the target spray volume and droplet size.
- Spray Nozzle - Use a spray nozzle that is designed for the intended application. Consider using nozzles designed to reduce drift.

BOOM HEIGHT – Ground Boom

For ground equipment, the boom should remain level with the crop and have minimal bounce.

Handheld Technology Applications:

- Take precautions to minimize spray drift

SHIELDED SPRAYERS

Shielding the boom or individual nozzles can reduce spray drift. Consider using shielded sprayers. Verify that the shields are not interfering with the uniform deposition of the spray on the target area.

TEMPERATURE AND HUMIDITY

When making applications in hot and dry conditions, use larger droplets to reduce effects of evaporation.

TEMPERATURE INVERSIONS

Drift potential is high during a temperature inversion. Temperature inversions are characterized by increasing temperature with altitude and are common on nights with limited cloud cover and light to no wind. The presence of an inversion can be indicated by ground fog or by the movement of smoke from a ground source or an aircraft smoke generator. Smoke that layers and moves laterally in a concentrated cloud (under low wind conditions) indicates an inversion, while smoke that moves upward and rapidly dissipates indicates good vertical air mixing. Avoid applications during temperature inversions.

WIND

Drift potential generally increases with wind speed. AVOID APPLICATIONS DURING GUSTY WIND CONDITIONS.
Applicators need to be familiar with local wind patterns and terrain that could affect spray drift.

USE PRECAUTIONS

Avoid mist to vegetables, flowers, ornamentals, shrubs, trees, and other desirable plants. Do not pour spray solutions near these plants. Do not spray on carpetgrass, dichondra nor on lawns or turf where desirable clovers are present. Avoid fine mists. Except as noted, use only lawn-type sprayers. Coarse sprays are less likely to "wind-drift". Use coarse spray droplets. Do not spray roots of ornamentals and trees. Do not exceed specified dosages for any area; be particularly careful within the dripline of trees and other species. Do not apply to newly seeded grasses until well established. Avoid broadcast applications when air temperature exceeds 90°F. When using small, spot treatment applications in temperatures over 90°F, turf injury may occur.

When treating Carpetgrass, avoid broadcast applications when air temperature exceeds 80°F. When air temperatures exceed 80°F, limit application to spot treatment only.

Apply only to dormant St. Augustine (Common, Raleigh and Seville varieties grown in Texas, Louisiana, Mississippi only) and dormant Centipede grasses (Texas, Louisiana, Mississippi only).

Avoid applying during excessively dry or hot periods unless irrigation is used. For optimum results: (1) turf should not be mowed for 1 to 2 days before and after application; (2) do not apply if rain is expected within 4 hours after the application, delay irrigation cycle for 24 hours. Reseed no sooner than three to four weeks after application of this product. Failure to observe all precautions may result in injury to turf and/or susceptible plants.

This product can be mixed with some liquid fertilizers or liquid iron materials. Because liquid fertilizer and liquid iron differ in pH, free ammonia content, density, salt concentration and percentage of water, a compatibility test is recommended prior to mixing in application equipment. All regulations, either State or Federal, relating to the application of liquid fertilizers or liquid iron and this product must be strictly followed.

Aerial application is prohibited.

Prohibit broadcast applications greater than 0.75 lb ae mecoprop-p/A

Prohibit spot treatment applications greater than 1.2 lbs ae mecoprop-p/A

WEEDS CONTROLLED

Bedstraw
Black Medic
Buckthorn
Burdock
Chicory
Chickweed
Clover
Dandelion
Dock
Ground Ivy
Heal-All

Henbit
Knotweed
Lambsquarter
Lespedeza
Mallow
Morning Glory
Peppergrass
Pigweed
Plantain
Poison Ivy
Poison Oak

Purslane
Ragweed
Sheep Sorrel
Shepherd's Purse
Speedwell
Spurge
Wild carrot
Wild garlic
Wild lettuce
Wild onion
Yarrow

TURF, ORNAMENTAL

(golf courses, cemeteries, parks, sports fields, turfgrass, lawns and other grass areas)

AND

TURF (grown for seed or sod)

Application Rates

Site	Use Rate (Fluid Ounces)	Spray Volume (Gallons)	Use Rate (Pints)	Spray Volume (Gallons)	Use Directions
	Per 1,000 Sq Ft		Per Acre		
Bahiagrass, Bluegrass, Common Bermudagrass, Fescue, Ryegrass Zoysiagrass	1.1 to 1.5	0.5 to 5	3 to 4	5 to 220	<p>Normal Applications For Professional Lawn Maintenance – Higher water volumes may be used when tank-mixed with a turf fertilizer. Follow fertilizer labels for proper amounts to add.</p> <p>Use reduced rates if grass is stressed from heat or drought. Exercise care when applying during growth stages from dormancy to green-up and from green-up to dormancy. Some temporary discoloration may occur on warm season grasses.</p> <p>If Bermudagrass is dormant, up to 4 pints per acre may be used. However, some hybrid Bermudagrasses may be sensitive to this product. Contact your local extension service weed control specialist.</p>
Dormant St. Augustine (Common, Raleigh and Seville varieties grown in Texas, Louisiana, Mississippi only). Dormant Centipede grasses (Texas, Louisiana, Mississippi only).	0.75 to 0.90 Maximum	1 to 5	2 to 2.5 Maximum	40 to 200	<p>Use reduced rates if grass is stressed from heat or drought. Exercise care when applying during growth stages from dormancy to green-up and from green-up to dormancy. Some temporary discoloration may occur on warm season grasses.</p>

Site	Use Rate (Fluid Ounces)	Spray Volume (Gallons)	Use Rate (Pints)	Spray Volume (Gallons)	Use Directions
Bentgrass (Putting and Bowling Greens)	0.67 Maximum	3.3	1.8 Maximum	145	Apply on closely mowed Bentgrass, preferably in May or mid-August through September. Slight turf yellowing will disappear after about one week. On closely mowed golf course fairways and tees or bowling greens – apply when weeds are actively growing and temperatures are low. Exercise care to avoid over application to prevent injury. Temporary discoloration may occur.

NOTE: Care should be taken to avoid overdosing Bentgrass or injury may result. Large volumes of spray water (i.e. one fluid ounce in 5 gallons of water per 1,500 square feet) will aid in obtaining uniform coverage. If hand-type sprayers are used, it is preferable to use a single nozzle sprayer rather than a multiple nozzle boom as sideways application with a boom where the spray from more than one nozzle is allowed to fall on the same area will result in heavy local over-application and subsequent turf discoloration or injury.

Ornamental Turf

Maximum single application rate is 5 pints product (1.49 lbs. 2,4-D ae) per acre
Maximum yearly application rate is 10 pints product (2.97 lbs. 2,4-D ae) per acre
Make no more than 2 applications per year

Turf Grown for Seed/Sod:

- Maximum single application rate is 6.5 pints product (1.93 lbs. 2,4-D ae) per acre
- Maximum yearly application rate is 13 pints product (3.67 lbs. 2,4-D ae) per acre
- Make no more than 2 applications per year
- Minimum interval of 30 days between applications

LOW VOLUME SPRAY APPLICATION EQUIPMENT

EQUIPMENT	APPLICATION	USE RATE		Use Directions
		Fluid Ounces per 1,000 Sq Ft	Pints per Acre	
Controlled Droplet Applicators (CDA), Atomizers and Spinning Disk Applicators	Cool season grasses	1.1 to 1.5	3 to 4	Use in sufficient water to assure coverage (1 to 4 gallons of water per acre is normal for this type of equipment). Do not overlap spray patterns.
	Listed warm season grasses	0.75 to 0.9	2 to 2.5	Use in sufficient water to assure coverage (1 to 4 gallons of water per acre is normal for this type of equipment); and follow CDA spray instructions for cool season grasses. Use reduced rates if grass is stressed from heat, drought, etc.
Lower Volume Equipment	Cool Season and Listed Warm Season Grasses	1.1 to 1.5	3 to 4	Use as little as 5 gallons of water per acre. Use only application equipment that is capable of spreading a uniform droplet, wetting each weed surfaces.

NON-CROPLAND

(fencerows, hedgerows, roadsides, ditches, rights-of-way, utility, powerlines, railroads, airports, and industrial sites)

Applications to non-cropland areas are not applicable to treatment of commercial timber or other plants being grown for sale or other commercial use, or for commercial seed production, or for research purposes.

Roadsides (including aprons and guardrails) and rights-of-way and other similar non-crop areas: For control of broadleaf weeds, mix at a rate of 1.5 to 3.5 quarts of this product per acre in enough water to wet all parts of the foliage. This may require 50 to 300 gallons of water per acre. This mixture will cover 43,560 square feet. Thoroughly saturate all weeds with spray mixture. Apply any time between the time when plants come into full leaf (Spring) to when the plants begin to go dormant. Best results are obtained when weeds are young and actively growing. Do not cut weeds until herbicide has translocated throughout the plant causing root death. For small broadleaf weeds, use the lower rate. Heavy, dense stands require the higher rate with the high water volume. For small (spot) applications with small tank sprayers, apply at the rate of 4 ounces of this product per gallon of water and spray to thoroughly wet all foliage.

Annual/Perennial Control: Make no more than 2 applications per year

For control of woody plants, apply to both stems and foliage any time from the time foliage is completely matured until the time plants start to go dormant. All leaves, stems and suckers must be completely wet to the ground line for effective control. Regrowth may be anticipated on the more resistant species.

Woody Brush: Add 1 – 1.5 gallons of this product per acre to wet all parts of the brush foliage, stem and bark. This may require up to 200 to 600 gallons of water per 43,560 square feet depending upon the height and thickness of the brush. Mix thoroughly before spraying. The 1.5 gallon rate is applicable to spot treatment (an area of less than 1,000 square feet) applications only.

Woody Plant Control: Make no more than 1 application per year

This product will either kill, control or suppress the weeds listed in the label booklet for this product. Some of these species may require repeat spot applications even under ideal conditions for application.

Maximum Seasonal Application Rate to non-crop sites is 4 pounds 2,4-D Acid equivalent per acre per application site.

STORAGE AND DISPOSAL

Do not contaminate water, food, or feed by storage or disposal.

Pesticide Storage: Always use original container to store pesticides in a secured warehouse or storage building. Store at temperatures above 32°F. If allowed to freeze, remix before using. This does not alter the product. Containers should be opened in well ventilated areas. Keep container tightly sealed when not in use. Do not stack cardboard cases more than two pallets high. Do not store near open containers of fertilizer, seed, or other pesticides.

Pesticide Disposal: Pesticide wastes are toxic. If container is damaged or if pesticide has leaked, contain all spillage. Absorb and clean up all spilled material with granules or sand. Place in a closed, labeled container for proper disposal. Improper disposal of excess pesticide, spray mixture, or rinsate is a violation of Federal law and may contaminate groundwater. If these wastes cannot be disposed of by use according to label instructions, contact your State Pesticide or Environmental Control Agency, or the Hazardous Waste representative at the nearest EPA Regional Office for guidance.

Container Handling:

Nonrefillable Containers 5 Gallons or Less

Nonrefillable container. Do not reuse or refill this container.

Triple rinse container (or equivalent) promptly after emptying.

Triple rinse as follows: Empty the remaining contents into application equipment or a mix tank and drain for 10 seconds after the flow begins to drip. Fill the container ¼ full with water and recap. Shake for 10 seconds. Pour rinsate into application equipment or a mix tank or store rinsate for later use or disposal. Drain for 10 seconds after the flow begins to drip. Repeat this procedure two more times. Then offer for recycling or reconditioning, or puncture and dispose of in a sanitary landfill, or by other procedures approved by State and local authorities. Plastic containers are also disposable by incineration, or, if allowed by State and local authorities by burning. If burned stay out of smoke.

CONDITION OF SALE AND LIMITATION OF WARRANTY AND LIABILITY

NOTICE: Read the entire Directions for Use and Conditions of Sale and Limitation of Warranty and Liability before buying or using this product. If the terms are not acceptable, return the product at once, unopened, and the purchase price will be refunded.

The Directions for Use of this product must be followed carefully and completely. It is impossible to eliminate all risks inherently associated with the use of this product. To the extent consistent with applicable law, Buyer and/or User assume all risks of ineffectiveness or other unintended consequences or damages that may result from conditions outside or beyond the control of LESCO, Inc. including but not limited to, such factors as manner of use or application, weather or weather conditions outside the range considered normal at the application site or for the time period in which the product is applied, the presence of other materials, incompatible products, or other influencing factors which are beyond the control of LESCO, Inc.. To the extent consistent with applicable law, all such risks shall be assumed by Buyer and/or User, and Buyer and/or User agrees to hold LESCO, Inc. harmless for any claims relating to such factors.

LESCO, Inc. warrants that this product conforms to the chemical description on the label and is reasonably fit for the purposes stated in the Directions for Use, subject to the inherent risks referred to above, when used in accordance with the Directions for Use under normal use conditions. To the extent consistent with applicable law, this warranty does not extend to the use of this product contrary to label instructions, or under abnormal conditions or under conditions not reasonably foreseeable to or beyond the control of LESCO, Inc. and Buyer and/or User assume the risk of any such use. TO THE EXTENT CONSISTENT WITH APPLICABLE LAW, LESCO, INC. MAKES NO WARRANTIES OF MERCHANTABILITY OR OF FITNESS FOR A PARTICULAR PURPOSE NOR ANY OTHER EXPRESS OR IMPLIED WARRANTY EXCEPT AS STATED ABOVE.

TO THE EXTENT CONSISTENT WITH APPLICABLE LAW, THE EXCLUSIVE REMEDY OF THE BUYER AND/OR USER AND THE EXCLUSIVE LIABILITY OF LESCO, INC. FOR ANY AND ALL CLAIMS, LOSSES, INJURIES OR DAMAGES (INCLUDING CLAIMS BASED ON BREACH OF WARRANTY, CONTRACT, NEGLIGENCE, TORT, STRICT LIABILITY OR OTHERWISE) RESULTING FROM THE USE OR HANDLING OF THIS PRODUCT, SHALL BE THE RETURN OF THE PURCHASE PRICE OF THE PRODUCT OR, AT THE ELECTION OF LESCO, INC. REPLACEMENT OF THE PRODUCT, OR IF NOT ACQUIRED BY PURCHASE, REPLACEMENT OF SUCH QUANTITY. TO THE EXTENT CONSISTENT WITH APPLICABLE LAW, IN NO EVENT SHALL LESCO, Inc. BE LIABLE FOR ANY INCIDENTAL, CONSEQUENTIAL OR SPECIAL DAMAGES.

LESCO, Inc. offers this product, and Buyer and/or User accepts it, subject to the foregoing Conditions of Sale and Limitation of Warranty and Liability, which may not be modified except by written agreement signed by a duly authorized representative of LESCO, Inc.

LESCO is a registered trademark of LESCO, Inc.
(10262016) Rev. 1/25/2023 VT

EPA REG. NO. 10404-43
Net Contents 1 GAL. (3.79 L)

#10446041-REV

F1560
LESCO, Inc.
1385 East 36th Street
Cleveland, Ohio 44114-4114

EPA Est. No. 228-IL-1

LESCO®

Three-Way Selective Herbicide

ACTIVE INGREDIENTS:

Dimethylamine Salt of 2,4-Dichlorophenoxyacetic Acid* 30.56%

Dimethylamine Salt of (+)-R-2-(2-Methyl-4-Chlorophenoxy)

propionic Acid** 8.17%

Dimethylamine Salt of Dicamba (3,6-Dichloro-o-anisic Acid)*** 2.77%

OTHER INGREDIENTS: 58.50%

TOTAL 100.00%

Isomer Specific Method, Equivalent to:

*2,4-Dichlorophenoxyacetic Acid 25.38%, 2.38 lbs./gal.

**(+)-R-2-(2-Methyl-4-Chlorophenoxy) propionic Acid 6.75%, 0.63 lbs./gal.

***3,6-Dichloro-o-anisic Acid 2.30%, 0.22 lbs./gal.

† CONTAINS THE SINGLE ISOMER FORM OF MECOPROP-P.

KEEP OUT OF REACH OF CHILDREN DANGER – PELIGRO

Si usted no entiende la etiqueta, busque a alguien para que se le explique a usted en detalle. (If you do not understand the label, find someone to explain it to you in detail.)

SEE INSIDE BOOKLET FOR ADDITIONAL PRECAUTIONARY STATEMENTS

FIRST AID

If in eyes: Hold eye open and rinse slowly and gently with water for 15-20 minutes. Remove contact lenses, if present, after the first 5 minutes, then continue rinsing. Call a poison control center or doctor for treatment advice. **If swallowed:** Call a poison control center or doctor immediately for treatment advice. Have person sip a glass of water if able to swallow. Do not induce vomiting unless told to by the poison control center or doctor. Do not give anything by mouth to an unconscious person. **If on skin or clothing:** Take off contaminated clothing. Rinse skin immediately with plenty of water for 15-20 minutes. Call a poison control center or doctor for treatment advice. **NOTE TO PHYSICIAN:** Probable mucousal damage may contraindicate the use of gastric lavage. **HOT LINE NUMBER:** Have the product container or label with you when calling a poison control center or doctor or going for treatment. You may also contact Chemtrec at 1-800-424-9300 for emergency medical treatment information.

PRECAUTIONARY STATEMENTS HAZARDS TO HUMANS AND DOMESTIC ANIMALS DANGER – PELIGRO

Corrosive; causes irreversible eye damage. Do not get in eyes, or on skin or clothing. Harmful if swallowed.

ENVIRONMENTAL HAZARDS

This product is toxic to fish and aquatic invertebrates, and may adversely affect non-target plants. Do not apply directly to water, to areas where surface water is present or to intertidal areas below the mean high water mark. Drift or runoff may be hazardous to aquatic organisms in water adjacent to treated areas. Do not contaminate water when disposing of equipment washwaters or rinsate. This product has properties and characteristics associated with chemicals detected in groundwater.

Manufactured for LESCO, Inc., 1385 East 36th Street • Cleveland, OH 44114

ENVIRONMENTAL HAZARDS (CONT'D)

The use of this chemical in areas where soils are permeable, particularly where the water table is shallow, may result in groundwater contamination. Application around a cistern or well may result in contamination of drinking water or groundwater. Most cases of groundwater contamination involving phenoxy herbicides, such as 2,4-D and MCP-P, have been associated with mixing/loading and disposal sites. Caution should be exercised when handling these herbicides at such sites to prevent contamination of groundwater supplies. Use of closed systems for mixing or transferring this pesticide will reduce the probability of spills. Placement of the mixing/loading equipment on an impervious pad to contain spills will help prevent groundwater contamination. **Non-Target Organism Advisory Statement:** This product is toxic to plants and may adversely impact the forage and habitat of non-target organisms, including pollinators, in areas adjacent to the treated site. Protect the forage and habitat of non-target organisms by minimizing spray drift.

DIRECTIONS FOR USE

It is a violation of Federal law to use this product in a manner inconsistent with its labeling. READ ENTIRE LABEL BEFORE USING THIS PRODUCT. USE STRICTLY IN ACCORDANCE WITH LABEL, PRECAUTIONARY STATEMENTS AND DIRECTIONS. This product is for use on Ornamental Turf Lawns (Residential, Industrial and Institutional), Parks, Cemeteries, Athletic Fields and Golf Courses (Fairways, Aprons, Tees and Proughs) and similar turf areas. Also for use on Sod Farms. For turf use, the maximum number of broadcast applications per treatment site is 2 per year. Product should not be used in or near greenhouses. Do not apply this product in a way that will contact workers or other persons, either directly or through drift. Only protected handlers may be in the area during application. For any requirements specific to your State or Tribe, consult the agency responsible for pesticide regulation. Do not apply this product through any type of irrigation system. Use of this product in certain portions of California, Oregon and Washington is subject to the January 22, 2004 Order for injunctive relief in Washington Toxics Coalition, et al. v. EPA, 01-0132C, (N.D. WA). For further information, please refer to <http://www.epa.gov/ewsp>.

STORAGE AND DISPOSAL

Do not contaminate water, food, or feed by storage or disposal. **Pesticide Storage:** Always use original container to store pesticides in a secured warehouse or storage building. Store at temperatures above 32°F. If allowed to freeze, remove before using. This does not alter the product. Containers should be opened in well ventilated areas. Keep container tightly sealed when not in use. Do not stack cardboard cases more than two pallets high. Do not store near open containers of fertilizer, seed, or other pesticides. **Pesticide Disposal:** Pesticide wastes are toxic. If container is damaged, or if pesticide has leaked, contain all spillage. Absorb and clean up all spilled material with granules or sand. Place in a closed, labeled container for proper disposal. Improper disposal of excess pesticide, spray mixture, or rinsate is a violation of Federal law and may contaminate groundwater. If these wastes cannot be disposed of by use according to label instructions, contact your State Pesticide or Environmental Control Agency, or the Hazardous Waste representative at the nearest EPA Regional Office for guidance. **Container Handling:** Nonrefillable Containers 5 Gallons or Less: Nonrefillable container. Do not reuse or refill this container. Triple rinse container (or equivalent) promptly after emptying. **Triple rinse as follows:** Empty the remaining contents into application equipment or a mix tank and drain for 10 seconds after the flow begins to drip. Fill the container ¼ full with water and recap. Shake for 10 seconds. Pour rinsate into application equipment or a mix tank or store rinsate for later use or disposal. Drain for 10 seconds after the flow begins to drip. Repeat this procedure two more times. Then offer for recycling or reconditioning, or puncture and dispose of in a sanitary landfill, or by other procedures approved by State and local authorities. Plastic containers are also disposable by incineration, or, if allowed by State and local authorities by burning, if burned stay out of smoke.

LESCO is a registered trademark of LESCO, Inc.

EPA REG. NO. 10404-43
F1560

EPA Est. No. indicated by the first two letters of the batch number on this package
(SE) 51886-IN-81, (GR) 228-MS-001, (CH) 228-L-001
Any lot number beginning with ⊕= 070889-1A-001

NET CONTENTS: 1 GAL (3.78 L)

PEEL BACK HERE AND RESEAL AFTER OPENING

000898201

[5] 14288000
RV0125210M

PF 177416

PROOF

THIS PROOF IS TO BE CHECKED FOR ACCURACY

Please review and approve **Text, Spelling, Copy Placement, Size, Shape, Colors** and **Dieline**.

Authorized signature accepts responsibility for accuracy of all copy, color break and artwork. Cimarron Label is not liable for any discrepancies subsequently identified.

PLEASE NOTE: Due to color variance between printers/monitors, the colors represented by this proof cannot be deemed accurate. Please refer to a color matching system such as the Pantone Matching System for a truer representation of spot colors.

THIS PROOF IS NOT ACCURATE FOR COLOR-MATCH.







Dieline does not print.

 **Cimarron Label**

Experts in Extended Text Labeling

4201 North Westport Ave. • Sioux Falls, SD 57107

Phone: (605) 978-0451 • Fax: (605) 978-0463

DATE	JOB NUMBER	CUSTOMER
02/09/23	177416	NUFARM
LABEL SIZE	LEAFLET FOLDED SIZE	LEAFLET FLAT SIZE
4.5" X 5.0"	4.5" X 4.25"	4.5" X 25.125"
LABEL COLORS	LEAFLET "OUT" COLORS	LEAFLET "IN" COLORS
 BLK	 BLK  355  7694  C Gray 11	 BLK
PATTERN VARNISH: <input checked="" type="checkbox"/> YES <input type="checkbox"/> NO		

Form: CS 006L - 11/8/2011

ARTWORK IS APPROVED

REVISED PROOF NEEDED

**WE CANNOT PROCESS
THIS ORDER WITHOUT AN
AUTHORIZED SIGNATURE**

Signed _____ Date _____