

NonStop® Drip Emitters

SL200 Series

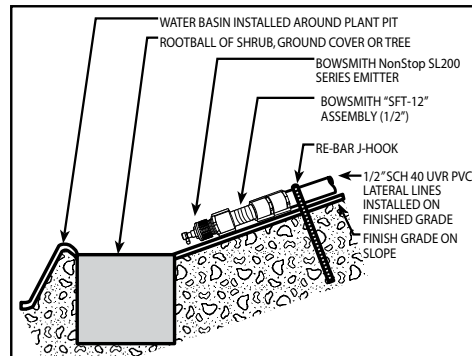
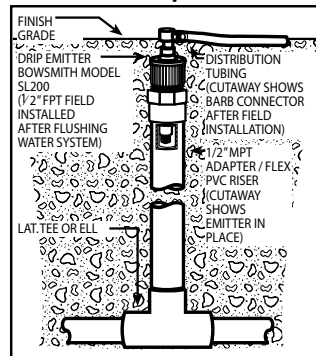


- Barbed elbow outlet port for connecting spreader tubing, if desired.
- Industry standard 1/2" FPT connection in cap.
- Silicone O-ring inside cap for leak-free connections.
- Constructed of tough engineering grade plastic with UV inhibitors.


Stock No	Model No.	Nominal Flow*
6034	SL206 (Green Port)	0.6 GPH (2.3 LPH)
6035	SL210 (Blue Port)	1.0 GPH (3.8 LPH)
6036	SL220 (Red Port)	2.0 GPH (7.6 LPH)
6037	SL230 (Yellow Port)	3.0 GPH (11.4 LPH)

*Nominal Flow @ 20 PSI

Installation Examples



ML200 Series

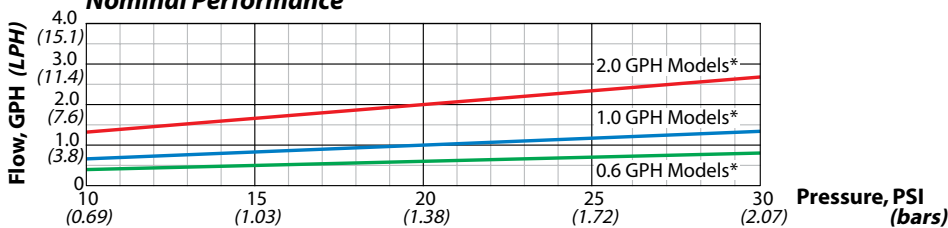


- Six open outlets. Each maintains its own flow path.
- 1/2" FPT inlet.
- Includes full set (6 each) of elbow/outlet caps, and line plugs.
- One-piece elbow/outlet cap fixes position of elbow to prevent it from coming loose in application. 0.175" barb for secure attachment of spreader tubing.
- The elbow is easily reversed to cap off any unused outlets.
- Line plugs can be placed in the end of the spreader tubes to help keep bugs out, but still allow passage of water.

Stock No	Model No.	Nominal Flow* each open outlet
7068	ML206 (Green Cap)	0.6 GPH (2.3 LPH)
7069	ML210 (Blue Cap)	1.0 GPH (3.8 LPH)
7071	ML220 (Red Cap)	2.0 GPH (7.6 LPH)

*Nominal Flow @ 20 PSI

NonStop Drip Emitters Nominal Performance



Notes

- Manufacturer's variation, $C_v \leq 0.05$
- 30-mesh filtration and 15 PSI emitter operating pressure are the recommended minimums for a Non-Stop emitter system.