



**GATOR NITRO JOINT SAND**

TDS Revision Date (dd/mm/yyyy): 08/10/2021

# TECHNICAL DATA SHEET

**Update:** October 8, 2021  
Make sure you have an updated data sheet on hand.  
Canada and U.S. dial **1-855-847-7767** or (450) 624-1611

**Description:** **GATOR NITRO JOINT SAND** is a ready-to-use mixture of calibrated sand and resins which cure when exposed to air, hardening from top to bottom of the joint \*. The product can be installed in wet or dry weather, in joints ranging from a minimum 3/16" (5 mm) to a maximum 2" (50 mm) joint width. The minimum joint depth is 1" (25 mm).

- Features:**
- Apply rain or shine
  - Traditional applications, **Rain safe 18 hours** after water activation
  - Works above 37°F (3°C)
  - 5 Year Limited Warranty
  - Strength from top to bottom \*
  - Permeable \*\*

\* Gator Nitro Joint Sand will harden from top to bottom up to 2 3/8" (60 mm).  
\*\* Permeable as installed. If not maintained, permeability will be obstructed over time.

**Nitro vs Competition** Proprietary formula with stronger resins and quick-activating catalysts delivers:

- **25%** More strength
- **25%** Faster setting time

**Maintenance of paved surface:** When maintaining the paved surface, apply [Gator Shampoo](#) to clean the entire surface including the stone joints. Wash, rinse and remove any residue by using a hose and a watering gun set to shower with the normal maximum water pressure from any residential or commercial building (typically 80 psi/550 kPa).

**GATOR NITRO JOINT SAND** is permeable when installed. However, If not maintained properly, permeability will be obstructed over time. To avoid obstruction in the joints, periodically use a pressure washer to remove all dirt and debris. Wait 28 days after the initial application of **GATOR NITRO JOINT SAND** before using a pressure washer.

**Moss:** **GATOR NITRO JOINT SAND** will not cause nor prevent moss, mold or mildew. Moss, mold and mildew are caused by certain on-site conditions including excess moisture, shade, absence of ventilation, inadequate cleaning or maintenance, presence of soil or other organic debris left on the product.

**Coverage:** The quantity required depends on the size of the joints. One pail of 40 lb (18.1 kg) will cover:

Paver or Stone 12" x 12" x 2 3/8" (30 cm x 30 cm x 60 mm) with joint of 3/16" to 1" (5 mm to 25 mm)			
	BEIGE	GREY	BLACK
3/16" (5 mm) joint	56 sq. ft. (5.2 sq. m.)	52 sq. ft. (4.8 sq. m.)	47 sq. ft. (4.4 sq. m.)
3/4" (19 mm) joint	15 sq. ft. (1.4 sq. m.)	13.9 sq. ft. (1.3 sq. m.)	12.9 sq. ft. (1.2 sq. m.)
1" (25 mm) joint	11.8 sq. ft. (1.1 sq. m.)	10.8 sq. ft. (1 sq. m.)	10 sq. ft. (0.93 sq. m.)



[Access our online sand calculator](#)



**Alliance Designer Products Inc.**  
1800 Berlier st. suite 200, Laval, Quebec, Canada H7L 4S4  
Tel.: 450 624-1611 Fax : 450 624-1622 Toll free : 1 866-212-1611  
www.alliancegator.com - Email : info@alliancegator.com



### GATOR NITRO JOINT SAND

TDS Revision Date (dd/mm/yyyy): 08/10/2021

**Storage:** Store outdoors under a covered area, away from direct sun or store indoors at temperatures ranging from -22 to 86°F (-30 to 30°C). Skid of **GATOR NITRO JOINT SAND** can be double stacked for storage, but not in transport.

### PREPARATION INFORMATION (IMPORTANT NOTES)

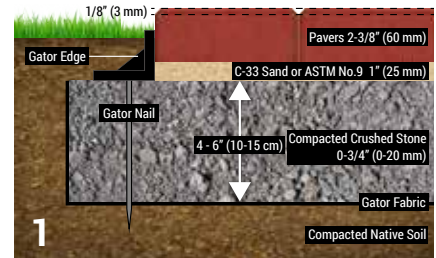
- A. Always refer to the latest **GATOR NITRO JOINT SAND** [Technical Data Sheet \(TDS\)](#) at [AllianceGator.com](#) before installing.
- B. **GATOR NITRO JOINT SAND** can be installed rain or shine. Paving surface must be pre-wet before installation and must remain wet throughout the installation process or staining may occur.
- C. **GATOR NITRO JOINT SAND** is an extremely strong and rigid jointing material, please ensure there is ABSOLUTELY NO paver or stone movement prior to installation to prevent joint cracking.
- D. For Pedestrian Use Only, not for Vehicular Applications
- E. **GATOR NITRO JOINT SAND** must be installed above 37°F (3°C).
- F. Joint Width: Minimum 3/16" (5 mm) Maximum 2" (50 mm)
- G. Joint Depth: Minimum 1" (25 mm) Maximum 6" (15 cm)
- H. Working Time: Approximately 45 minutes.
- I. **GATOR NITRO JOINT SAND** can only be used on a drainage base application. In a non-drainage base application, **GATOR NITRO JOINT SAND** cannot be used.
- J. Paved surface can be used after 18 hours.
- K. Avoid power-washing for a minimum of 28 days after applying.

### REQUIRED SUB-SURFACE PREPARATION AND FOUNDATION OPTIONS

**GATOR NITRO JOINT SAND** is recommended for a variety of uses, including patios, walkways and pool decks. The pavers, natural or wet cast stones must be installed on one of the 3 drainage base systems below:

#### Option 1 Traditional

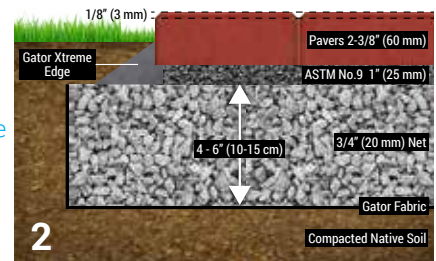
- [Gator Fabric GF4.4](#) covering bottom and side of excavated area
- Compacted crushed stone 0-3/4" (0-20 mm) with Sand or Chip Setting Bed (ASTM No. 9)
- Remove bedding layer along the paved surface, install [Gator Edge](#) against the paved selected surface and nailed on the compacted crushed stone



#### Option 2 Open graded / Permeable


- [Gator Fabric GF4.4](#) covering bottom and side of excavated area
- Clean Stone Base 3/4" (20 mm) with Chip Setting Bed (ASTM No. 9)
- Remove bedding layer along the paved surface, spread and trowel [Gator XTreme Edge](#)

N.B. **GATOR NITRO JOINT SAND** could be installed only 90 minutes after [Gator XTreme Edge](#) has been applied



#### Option 3 Gator Base

- [Gator Fabric GF4.4](#) covering bottom and side of excavated area
- Installation of Sand or Chip Setting Bed (ASTM No. 9)
- [Gator Base](#) installation exceeding 6" (15 cm) the final paved area
- Install [Gator Edge](#) against the paved selected surface and use [Gator Base Screws](#) on the [Gator Base](#)



#### Alliance Designer Products Inc.

1800 Berlier st. suite 200, Laval, Quebec, Canada H7L 4S4  
Tel.: 450 624-1611 Fax : 450 624-1622 Toll free : 1 866-212-1611  
[www.alliancegator.com](http://www.alliancegator.com) - Email : [info@alliancegator.com](mailto:info@alliancegator.com)



## GATOR NITRO JOINT SAND

TDS Revision Date (dd/mm/yyyy): 08/10/2021



### INSTALLATION STEPS

Designed for pedestrian use only, **GATOR NITRO JOINT SAND** is ready-to-use and does not require any mixing. After you have followed the REQUIRED SUB-SURFACE PREPARATION described previously, you are ready to apply the **GATOR NITRO JOINT SAND**. Installation will be easier with two people.

### NOTE

- There is no need to protect treated joints from rain while setting. Although the presence of rain will delay the setting process. Full strength: 28 days but surface can be walked on after 18 hours. If heavy rain has occurred when the joints have been pointed, then it may be necessary to revisit the job once the weather has cleared to touch up joints.
- **GATOR NITRO JOINT SAND** can be applied when pavers, Wet cast or natural stones are installed directly on open graded aggregates that lock or choke themselves. This means the **GATOR NITRO JOINT SAND** will not migrate through the voids. Do not apply **GATOR NITRO JOINT SAND** when the pavers, Wet cast or natural stones are installed directly on aggregates with large voids.
- **GATOR NITRO JOINT SAND** becomes very firm but will detach from pavers, Wet cast or natural stones if the sub-base has excessive movement. It will also detach or crack from the pavers, Wet cast or natural stones, if they are oscillating back and forth due to improper sub-surface preparation. By following **GATOR NITRO JOINT SAND** installation instructions carefully, you will obtain a very hard jointing material. It should be noted that **GATOR NITRO JOINT SAND** will continue to harden over time.
- When installing pavers, wet cast or natural stones around an underground pool, a slope of 1/8 inch (3 mm) per linear foot (30 cm) away from the pool is mandatory. All pavers, wet cast or natural stone surfaces must have a drainage slope for the **GATOR NITRO JOINT SAND** to work at its optimum. For the pool coping blocks, it is mandatory to use mortar in the joints. For the rest of the pavers, wet cast or natural stones installation around the pool, you can use **GATOR NITRO JOINT SAND**.

- 1 Ensure paver surface is compacted then thoroughly wet the area to be jointed. If the surface is dry or temperature is high, more water will be required to avoid staining of the surface when spreading the **GATOR NITRO JOINT SAND**.
- 2 Open the bags and spread the contents over the paved surface. Wet the **GATOR NITRO JOINT SAND** with a hose set on shower while using a squeegee or broom to push the **GATOR NITRO JOINT SAND** diagonally across the paved surface and into the joints. This action compacts and forces the **GATOR NITRO JOINT SAND** into the joints ensuring the gaps are completely filled.
- 3 The joints should be filled 1/8" (3 mm) below the top surface or 1/8" (3 mm) below the paving stone chamfer with the **GATOR NITRO JOINT SAND**. Shower the surface to rinse off excess material from the paved surface. Repeat steps 2 and 3 until the whole paving area is completed.
- 4 Any excess **GATOR NITRO JOINT SAND** residue left on the paved surface can be simply cleaned off by brushing and rinsing off the surface. Excess material can be stored directly in the pail with 2" (50 mm) of water covering the **GATOR NITRO JOINT SAND** and closing the pail tightly. Excess product will last an extra 4 weeks when stored in this fashion.

For a nicer, smoother surface joint finish, use a suitable mason jointing tool. This process can only be done once Steps 1 to 4 are completed and the **GATOR NITRO JOINT SAND** is in its curing phase. Allow 18 hours of cure time before pedestrian use.





**GATOR NITRO JOINT SAND**

TDS Revision Date (dd/mm/yyyy): 08/10/2021

Packaging:	Product	Size	Units per Pallet
	<b>GATOR NITRO JOINT SAND</b> - Beige	40 lb (18.1 kg)	48
	<b>GATOR NITRO JOINT SAND</b> - Grey	40 lb (18.1 kg)	48
	<b>GATOR NITRO JOINT SAND</b> - Black	40 lb (18.1 kg)	48

**5-YEAR LIMITED WARRANTY**

Before applying the product, the user/buyer must determine its suitability for intended use and user/buyer assumes all risks in that regard. It is a condition of the Limited Warranty that before using the product on the intended larger area, the user/ buyer must test the product on a small less observed area of approximately 4 sq. ft. (0.4 sq. m.) to ensure results meet user/buyer's expectations. In the event that no test is carried out, the 5-year Limited Warranty will only apply to 4 sq. ft. (0.4 sq. m.). Alliance Designer Products Inc. cannot guarantee results as it has no control over surface preparation and product application. If this product is proven to be defective, on the condition that it was applied pursuant to the required method of application and surface preparation, the sole obligation Alliance Designer Products Inc. is to refund the purchase price. Proof of purchase is required for any claim. Alliance Designer Products Inc. shall not be liable for any other damages whatsoever, direct or consequential. To the extent permitted by law, Alliance Designer Products Inc. excludes any implied warranty of quality, merchantability or fitness for purpose.

**5 YEAR  
LIMITED WARRANTY**



**Alliance Designer Products Inc.**

1800 Berlier st. suite 200, Laval, Quebec, Canada H7L 4S4  
 Tel.: 450 624-1611 Fax : 450 624-1622 Toll free : 1 866-212-1611  
 www.alliancegator.com - Email : info@alliancegator.com