







# STRIP PATTERN NOZZLES

## FEATURES

- Specifically designed for accurate coverage of strip areas
- Available in an array of models built to water unique spaces
- Built to last in harsh conditions

### STRIP PATTERN NOZZLE PERFORMANCE DATA

Arc	Pressure PSI	Width x Length	Flow GPM
<b>LCS-515</b> 	20	4 x 14	0.55
	25	5 x 15	0.60
	<b>30</b>	<b>5 x 15</b>	<b>0.65</b>
	35	5 x 15	0.70
	40	5 x 15	0.75
<b>RCS-515</b> 	20	4 x 14	0.55
	25	5 x 15	0.60
	<b>30</b>	<b>5 x 15</b>	<b>0.65</b>
	35	5 x 15	0.70
<b>SS-530</b> 	20	4 x 28	1.10
	25	5 x 30	1.20
	<b>30</b>	<b>5 x 30</b>	<b>1.30</b>
	35	5 x 30	1.40
	40	5 x 30	1.50
<b>SS-918</b> 	20	8 x 17	1.45
	25	9 x 18	1.58
	<b>30</b>	<b>9 x 18</b>	<b>1.72</b>
	35	9 x 18	1.88
<b>CS-530</b> 	20	4 x 28	1.10
	25	5 x 30	1.20
	<b>30</b>	<b>5 x 30</b>	<b>1.30</b>
	35	5 x 30	1.40
	40	5 x 30	1.50
<b>ES-515</b> 	20	4 x 14	0.55
	25	5 x 15	0.60
	<b>30</b>	<b>5 x 15</b>	<b>0.65</b>
	35	5 x 15	0.70
40	5 x 15	0.75	

**Bold** = Recommended pressure



**Left Corner Strip**  
Rectangle: 5' x 15'



**Right Corner Strip**  
Rectangle: 5' x 15'



**Side Strip**  
Rectangle: 5' x 30'



**Side Strip**  
Rectangle: 9' x 18'



**Center Strip**  
Rectangle: 5' x 30'



**End Strip**  
Rectangle: 5' x 15'

NOZZLES